

From the hyperbolic 24–cell to the cuboctahedron

STEVEN P KERCKHOFF

PETER A STORM

We describe a family of 4–dimensional hyperbolic orbifolds, constructed by deforming an infinite volume orbifold obtained from the ideal, hyperbolic 24–cell by removing two walls. This family provides an infinite number of infinitesimally rigid, infinite covolume, geometrically finite discrete subgroups of $\text{Isom}(\mathbb{H}^4)$. It also leads to *finite* covolume Coxeter groups which are the homomorphic image of the group of reflections in the hyperbolic 24–cell. The examples are constructed very explicitly, both from an algebraic and a geometric point of view. The method used can be viewed as a 4–dimensional, but infinite volume, analog of 3–dimensional hyperbolic Dehn filling.

22E40; 20F55, 20H10, 51M99

1 Introduction

The study of hyperbolic manifolds or, more generally, discrete subgroups of isometries of hyperbolic space, typically divides along dimensional lines, between dimension 2 where there are deformations of cocompact representations and higher dimensions where there are no such deformations due to Mostow rigidity. However, there is an equally important distinction between dimension 3 and higher dimensions. While Mostow–Prasad rigidity [13; 14] (or Calabi–Weil local rigidity [6; 21]) guarantees that there are no nontrivial families of complete, finite volume structures in dimension at least 3, if either the completeness or finite volume hypothesis is dropped, in dimension 3 there typically are deformations.

Specifically, a noncompact, complete, finite volume hyperbolic 3–manifold M with k cusps always has a k –complex dimensional deformation space, through necessarily noncomplete hyperbolic structures. Topologically, M is the interior of a compact 3–manifold \bar{M} with k torus boundary components. Certain of the nearby incomplete structures, when completed, give rise to complete hyperbolic structures on *closed* 3–manifolds which are obtained topologically by attaching solid tori to the torus boundary components of \bar{M} . This process is called hyperbolic Dehn filling. There are an infinite number of topologically distinct ways to attach a solid torus to each

boundary component and a fundamental result of Thurston's [17, Chapter 5] is that, if a finite number of fillings are excluded from each boundary component, the remaining closed manifolds have hyperbolic structures. In particular, the process of hyperbolic Dehn filling gives rise to an infinite sequence of closed hyperbolic 3-manifolds whose volumes converge to that of the cusped hyperbolic structure M .

This is in marked contrast with the situation in dimension at least 4 where a central result of Garland and Raghunathan [11] implies that a finite covolume discrete subgroup of $\text{Isom}(\mathbb{H}^n)$, $n \geq 4$, is isolated, up to conjugacy, in its representation variety. (Their result applies, in fact, to a much more general class of Lie groups.) In particular, there are no nontrivial deformations of a finite volume hyperbolic structure, even through incomplete structures, in dimension 4 and higher; there is no higher dimensional analog of hyperbolic Dehn filling for finite volume structures. This is reflected by a result of Wang [20] which states that, for any V and fixed $n \geq 4$, there are only a finite number of hyperbolic n -manifolds with volume at most V .

There is an equally dramatic distinction between dimension 3 and higher dimensions for infinite volume, geometrically finite hyperbolic structures. When there are no parabolic elements, these structures can be compactified by adding boundary components that inherit conformally flat structures from the sphere at infinity. In dimension 3 these will consist of surfaces of genus at least 2 and Ahlfors–Bers deformation theory (see Anderson [1]) guarantees that the deformation space of such structures has dimension equal to the sum of the dimensions of the Teichmüller spaces of conformal structures on the boundary surfaces. By contrast, in higher dimensions the $(n-1)$ -dimensional boundary can have a large dimensional space of conformally flat deformations while the n -dimensional hyperbolic structure is locally rigid; ie, none of the deformations of the boundary representation in $\text{Isom}(\mathbb{H}^n)$ extend over the interior. In this paper we will construct an infinite family of examples with this property.

In dimension 3 the situation can be summed up in both the finite volume and the infinite volume, geometrically finite cases by saying that a half-dimensional subset of deformations of the boundary representations (up to conjugacy) extends over the entire 3-manifold. In higher dimensions, there are no deformations of finite volume complete structures, even through incomplete structures, and there is no general theory of deformations in the infinite volume case. As a result, the study of hyperbolic structures in dimension 4 and higher currently consists largely of constructing and analyzing examples. This paper can be viewed as fitting into that context. However, we believe that the method we use to construct these examples should be applicable in much more general situations.

We will describe an infinite collection of 4-dimensional hyperbolic orbifolds. They are actually part of a continuous family of representations into $\text{Isom}(\mathbb{H}^4)$, each of

which corresponds to a singular hyperbolic structure, called a cone manifold. Within this continuous family there are an infinite number of geometrically finite discrete subgroups which are infinite covolume but infinitesimally rigid. The process we use to create this family can be viewed as a 4-dimensional, but infinite volume, analog of hyperbolic Dehn filling. As such it can be viewed as an attempt to mimic, to as great an extent possible, the situation in dimension 3 and to provide some insight into what a general theory of deformations in dimension 4 might look like.

The examples are all reflection groups; the discrete groups are hyperbolic Coxeter groups. The point of departure is the ubiquitous 24-cell in its realization as a right-angled, ideal 4-dimensional hyperbolic polytope. We denote the group of reflections in the 3-dimensional walls of this polytope by Γ_{24} . It is a finite volume discrete subgroup of $\text{Isom}(\mathbb{H}^4)$. By the Garland–Raghunathan theorem it has no deformations. However, when we remove the reflections in two disjoint walls (we will be more explicit later about which walls), the resulting reflection group Γ_{22} with infinite volume fundamental domain becomes flexible. We prove that there is a smooth 1-dimensional family of representations of Γ_{22} which corresponds to a family of polytopes in \mathbb{H}^4 . These are all the possible deformations of Γ_{22} near the inclusion representation. Geometrically, certain pairs of walls that had been tangent in the original polyhedron pull apart a finite nonzero distance, and other previously tangent pairs of walls intersect. The polytopes retain a large degree of symmetry. All the new angles of intersection are equal and the walls which previously intersected orthogonally continue to do so. The new angle of intersection, denoted by θ , can be used as a parameter for the family of representations, which we denote by ρ_θ .

When $\theta = \pi/m$, the group of reflections in the walls of the polytope is a discrete subgroup of $\text{Isom}(\mathbb{H}^4)$. It is a homomorphic image of Γ_{22} with new relations that do not exist in Γ_{22} . In fact, because of the symmetry retained throughout the family, it is possible to conclude that, even when $\theta = 2\pi/n$, where $n \geq 3$ is an integer, the group $\rho_\theta(\Gamma_{22})$ is discrete.

Both Γ_{24} and Γ_{22} are right-angled Coxeter groups. Although Γ_{22} is most naturally viewed as a subgroup of Γ_{24} , a well-known property of right-angled Coxeter groups implies that it is also a *quotient group* of Γ_{24} . Since the above discrete groups are all quotients of Γ_{22} we obtain surjections of Γ_{24} onto them for any $n \geq 3$.

We can summarize the main results of this paper as:

Theorem 1.1 *Let G be the isometry group of hyperbolic 4-space. There is a discrete geometrically finite reflection group $\Gamma_{22} < G$ and a smooth family of representations $\rho_\theta: \Gamma_{22} \rightarrow G$ converging algebraically, as $\theta \rightarrow 0$, to the inclusion map. The family has the following properties:*

- (1) When $\theta = 2\pi/n$, where $n \geq 3$ is an integer, the representation ρ_θ is not faithful. The image group $\Lambda_n := \rho_\theta(\Gamma_{22})$, $\theta = 2\pi/n$ is a discrete geometrically finite subgroup of G .
- (2) In the representation variety $\text{Hom}(\Lambda_n, G)$ the inclusion map is infinitesimally rigid for all $n \geq 3$.
- (3) When $n = 2m$, $m \geq 4$, Λ_n has infinite covolume. Its convex core does not have totally geodesic boundary.
- (4) When $n = 2m$, $m \geq 4$, the boundary subgroups of Λ_m are convex cocompact and have nontrivial discrete faithful convex cocompact deformations.
- (5) For all $n \geq 3$, there is a surjective homomorphism from the reflection group in the regular, ideal hyperbolic 24-cell, Γ_{24} , onto Λ_n .

Representations in this family exist for $\theta \in [0, \pi]$, and they correspond to convex 4-dimensional polytopes for $\theta \in [0, \pi)$. For all $\theta \in (0, \pi/3)$ they are combinatorially the same; only certain angles vary. However, beginning at $\pi/3$, there is a fairly drastic change in the combinatorics and for $\theta \in [\cos^{-1}(1/3), \pi)$, the polytope has *finite volume*.

The finite covolume discrete groups Λ_n in this family, when $n = 3, 4, 5$, are of particular interest; so is the case when $n = 6$. At $\theta = \pi/3$, when $n = 6$, the topology of the boundary of the convex hull changes and the resulting boundary components become totally geodesic. This is reminiscent of the familiar process in dimension 3 when curves on a higher genus boundary surface are pinched, resulting in boundary components that are all totally geodesic triply punctured spheres. However, unlike the triply punctured sphere case, the boundary components in our situation have non-totally geodesic representations. At $\theta = \cos^{-1}(1/3) \approx 1.231$ the boundary components of the polytopes completely disappear and for all larger values of θ the polytopes have finite volume. In particular, when $n = 3, 4, 5$ the groups Λ_n are actually *finite covolume* discrete reflection groups. Using a criterion of Vinberg [19] we can decide whether or not they are arithmetic.

Finally, as $\theta \rightarrow \pi$ the 4-dimensional polytopes collapse to a 3-dimensional hyperbolic ideal polyhedron, the right-angled cuboctahedron. This is the end of the path referred to in the title of this paper.

Theorem 1.2 *Let $\rho_\theta: \Gamma_{22} \rightarrow G$ be the family of representations in Theorem 1.1 and let $\Lambda_n := \rho_\theta(\Gamma_{22})$, $\theta = 2\pi/n$ be the image groups where $n \geq 2$ is an integer.*

- (1) *When $n = 3, 4, 5$ the discrete groups Λ_n have finite covolume. They are nonuniform lattices.*

- (2) When $n = 3, 4$ the lattice Λ_n is arithmetic. When $n = 5$ it is not arithmetic.
- (3) When $\theta = \pi$ the image group $\rho_\pi(\Gamma_{22})$ preserves a 3-dimensional hyperplane, and has a degree two subgroup conjugate into $\text{Isom}(\mathbb{H}^3)$ as the group of reflections Γ_{co} in the ideal right-angled cuboctahedron.

The results in [Theorem 1.1](#) and [Theorem 1.2](#) are proved throughout the body of the paper; the theorems themselves will not reappear explicitly outside of this introductory section. Hence, we will provide here an outline of the paper with a guide to where the various results are proved.

[Section 2](#) provides some background material on reflection groups, Zariski tangent spaces and orbifolds. In [Section 3](#) we give a detailed introduction to the geometry and combinatorics of the hyperbolic 24-cell, emphasizing the aspects used throughout the paper. In [Section 4](#) we describe the symmetries of the 24-cell, focusing on those that remain even after we remove two walls to create the flexible reflection group Γ_{22} . We will ultimately find that all deformations of Γ_{22} preserve an index two subgroup of this group of symmetries, a fact that simplifies a number of the proofs. In [Section 5](#) we discuss the deformation theory of some auxiliary subgroups of Γ_{22} .

In [Section 6](#) we explicitly construct the family of representations ρ_θ of the reflection group Γ_{22} . Throughout the paper we use a different parameter t because it is easier to write down the deformation using this parameter instead of the angle θ . The formula relating the two parameters appears in [Proposition 6.2](#). This, together with an easy application of the Poincaré fundamental domain lemma, gives a proof of the existence of the infinite family of discrete reflection groups as stated in part (1) of [Theorem 1.1](#). The family of representations is constructed by first assuming that certain symmetries of the polytope P_{22} obtained by removing two walls of the 24-cell are preserved by the deformation. We show that the representations in our family are the only ones preserving this group of symmetries. It is only much later, in [Sections 11](#) and [12](#), where we show that in fact *all* deformations preserve these symmetries and, hence that we have constructed all possible local deformations. This is used to prove the smoothness of the family as well as the infinitesimal rigidity of the groups Λ_n (which is part (2) of [Theorem 1.1](#)). Because the proof of these results is a fairly complicated computation of Zariski tangent spaces, we have postponed it until after we have analyzed the geometry of the family.

In [Section 7](#) and [Section 8](#) we analyze the geometry of the polytopes corresponding to the representations in our family. The geometric and combinatorial aspects of the polytopes and their walls are not at all apparent from the explicit description of the family which is given simply as a family of space-like vectors corresponding to the

hyperplanes that determine the walls of reflection. This analysis is necessary in order to make further conclusions about the discrete reflection groups in the family. Since it focuses on the geometry of the various walls, which are 3–dimensional, it also provides a link between the 3 and 4 dimensional deformation theories. The results of these sections hold for angles θ strictly between 0 and $\pi/3$; in this range the combinatorics of the walls is constant. Using this analysis, in [Section 9](#) we prove parts (3) and (4) of [Theorem 1.1](#).

In [Section 10](#) we begin the description of the more intricate change in the combinatorics and geometry of the polytopes that occurs between angles $\pi/3$ and $\pi/2$. During this period the combinatorics of the infinite volume ends of the polytopes change and then these ends completely disappear. We provide a series of floating point based diagrams that suggest how this process occurs. In [Section 13](#) we give a rigorous proof of this process. The proof depends on passing to representations of the extended group $\tilde{\Gamma}_{22}$ where the finite group of reflective symmetries have been added in. This group has fewer generators (though more complicated walls), allowing for a manageable analysis of the Coxeter diagrams of the image groups $\rho_\theta(\tilde{\Gamma}_{22})$. In this latter section, part (5) of [Theorem 1.1](#) and parts (1) and (2) of [Theorem 1.2](#) are proved. In [Section 14](#) we analyze the process of converging to the terminal group $\rho_\pi(\Gamma_{22})$ and its relation to the cuboctahedron reflection group.

Finally, it is perhaps worth mentioning that this paper is not a completely accurate reflection of the process by which we discovered the family of polytopes described here. Our presentation represents an assimilation of the material after attempting to understand initial computations in direct geometric terms, both contrasting it with and drawing analogies to the general 3–dimensional theory. Originally, we found the family of examples by a combination of computational and graphical experimentation, both computer-aided. After removing one and then two walls from the 24–cell, we computed the dimension of the Zariski tangent space to the deformation space to be 1–dimensional in the latter case. We then attempted to construct an actual deformation corresponding to this Zariski tangent space. Rigorous computer-aided integer polynomial computation provided the proof of the existence of a substantial subinterval of our current family. However, after better understanding the geometry of this family and its symmetries, the use of the computer was removed from the proof. The only remnants of the computer assistance are the floating point diagrams in [Section 10](#) (which are rigorously confirmed in a later section) and the numerous pictures which we continue to find useful.

The authors benefited tremendously from the help of Daniel Allcock. In particular, his insights into the symmetries of the right-angled Coxeter group Λ_4 and how they can be made apparent by a particular choice of the space-like vectors in Minkowski space led directly to a significant simplification of our proofs. We would also like

to thank Igor Rivin for several helpful conversations on topics related to the original computer-aided computations. Also thanks to Ian Agol and Alan Reid for their help in understanding Vinberg's work on arithmetic reflection groups.

2 Preliminaries

In this section we will introduce some of the basic concepts and terminology that will be used throughout the paper.

2.1 Hyperbolic reflection groups

In this paper we will be studying 4-dimensional hyperbolic reflection groups. A *reflection group* is, by definition, generated by elements $\{r_i\}$ of order 2 with relations of the form $\{(r_i r_j)^{m_{ij}}\}$, where $i \neq j$ and $m_{ij} \geq 2$ are integers. In some texts, the convention $m_{ij} = \infty$ is used to signify that the element $r_i r_j$ is of infinite order; however, in this case we will simply omit any relation between r_i and r_j .

An *n-dimensional hyperbolic representation* of a reflection group Γ is a representation of Γ in the group G_n of isometries of hyperbolic n -space. We will further require that the generators r_i of Γ are represented by reflections in codimension-1 totally geodesic hyperplanes. We do not generally require the group generated by these reflections to be discrete.

It is worth emphasizing that our requirement that the generators of Γ are sent to reflections in hyperplanes is an extra assumption. Since there are other types of order two elements in G_n , such representations may not include all representations of Γ into G_n . However, since any order two element in G_n near a reflection in a hyperplane is again such a reflection, this restriction is not important locally. Any representation near one of this form still has the same property. In fact, because the set of reflections in hyperplanes is a connected component of the closed subset of elements of order two in G_n , the set of such hyperbolic representations is actually a union of components of the entire representation variety of Γ . Throughout this paper, a hyperbolic representation will mean a representation of Γ in G_n of this particular type.

We will be using the Minkowski model of hyperbolic space and restrict our attention to the case $n = 4$ since that is the dimension most relevant to this paper. The Minkowski metric on \mathbb{R}^5 is determined by the inner product

$$(v, w) := -v_0 w_0 + v_1 w_1 + v_2 w_2 + v_3 w_3 + v_4 w_4.$$

The resulting Minkowski space is denoted by $\mathbb{R}^{1,4}$. Recall that a space-like vector has positive Minkowski squared norm, a light-like vector has Minkowski squared norm

zero, and a time-like vector has negative Minkowski squared norm. Hyperbolic 4–space \mathbb{H}^4 is defined as the set of points with Minkowski squared norm -1 and a positive 0–th coordinate.

We will denote the full isometry group of \mathbb{H}^4 simply by G . It is isomorphic to the two components of $O(1, 4)$ which preserve the top component of the hyperboloid of points with Minkowski squared norm -1 . Viewing $O(1, 4)$ as a subset of 5×5 matrices, it is an affine algebraic variety in \mathbb{R}^{25} . Similarly, a finite presentation of a group Γ gives the representation variety $\text{Hom}(\Gamma, G)$ the structure of a real algebraic variety. Specifically, if Γ is generated by k elements with ℓ relations, the representation variety $\text{Hom}(\Gamma, G)$ is defined as the subset of $G^k \subset \mathbb{R}^{25k}$ satisfying the 25ℓ polynomial equations produced by the relations.

Because of the large dimensions of the spaces involved, such varieties are quite complicated to study. However, in the case of a hyperbolic representation of a reflection group, there is a simple observation that significantly reduces the dimension of the space in which representation variety lives. (It still is generally quite large, however.) The observation is that a reflection in a hyperplane is uniquely determined by that hyperplane, and that a hyperplane is uniquely determined by a space-like vector in $\mathbb{R}^{1,4}$. More specifically, a hyperplane in \mathbb{H}^4 is a totally geodesic embedded copy of \mathbb{H}^3 . The order two isometry of \mathbb{H}^4 defined by reflecting in a hyperplane is uniquely determined by that hyperplane and conversely, uniquely determines that hyperplane. In the Minkowski model, a hyperplane is given by the intersection with \mathbb{H}^4 of a linear 4–dimensional subspace of $\mathbb{R}^{1,4}$. This linear subspace $W \subset \mathbb{R}^{1,4}$ is in turn determined by a space-like vector $q \in \mathbb{R}^{1,4}$ satisfying $(q, W) = 0$. A reflection isometry of \mathbb{H}^4 is thus determined by such a vector q and the choice of q is unique up to multiplication by a nonzero scalar. A choice of vector q can actually be interpreted as a choice of one of the two half-spaces bounded by the hyperplane or as a choice of orientation on the hyperplane. Multiplication by a *positive* scalar leaves this choice unchanged but it is flipped by multiplication by -1 .

The relations $\{(r_i r_j)^{m_{ij}}\}$ in a hyperbolic representation of reflection group can also be described by relations between such vectors. To see this, denote by W_i, W_j the reflection hyperplanes for the representatives of a pair of generators r_i, r_j . When the hyperplanes are a positive distance apart, the element $r_i r_j$ represents translation by twice the distance between the hyperplanes along their common perpendicular geodesic. When the hyperplanes are tangent at infinity, the product is a parabolic translation. In either case, when W_i and W_j are disjoint, the product has infinite order. When they intersect (and are distinct), they do so in a codimension–2 geodesic subspace. The product $r_i r_j$ rotates around this subspace by twice the dihedral angle between the hyperplanes. Thus, a relation of the form $(r_i r_j)^{m_{ij}} = e$ is equivalent to the condition

that the corresponding hyperplanes intersect in angle equal to an integral multiple of π/m_{ij} . Locally, the particular integral multiple will be constant for each $\{i, j\}$ pair; in all of our examples, the angles will be exactly equal to π/m_{ij} .

A pair of hyperplanes W_i and W_j are determined by a pair of space-like vectors q_i and q_j as described above. The geometry of the hyperplane pair can be read from the geometry of the vectors q_i and q_j . In particular, if W_i and W_j intersect, then the dihedral angle θ formed by the q_i side of W_i and the q_j side of W_j satisfies the equation

$$(2-1) \quad \cos \theta = \frac{-(q_i, q_j)}{\sqrt{(q_i, q_i)(q_j, q_j)}}.$$

Similarly, if W_i and W_j do not intersect then the length ℓ of the shortest hyperbolic geodesic from W_i to W_j satisfies

$$(2-2) \quad \cosh \ell = \frac{-(q_i, q_j)}{\sqrt{(q_i, q_i)(q_j, q_j)}}.$$

Note that the right hand sides of these equations are invariant under multiplication of the individual vectors by *positive* scalars. Multiplication of a vector by -1 corresponds to a change of side of its hyperplane; this is an orientation issue that is best suppressed for the moment.

This shows that a relation of the form $(r_i r_j)^{m_{ij}} = e$ for a hyperbolic representation of a reflection group is equivalent to a quadratic polynomial relation between the entries of the corresponding space-like vectors, q_i, q_j , if the latter are normalized to have unit (or fixed) Minkowski length. This unit normalization is also a quadratic condition.

Thus, it is possible to view the set of 4-dimensional hyperbolic realizations of a reflection group with k generators and ℓ relations (ignoring the k relations stating the generators have order 2) as a real algebraic variety in \mathbb{R}^{5k} determined by $k + \ell$ polynomial equations.

2.2 Zariski tangent space and infinitesimal rigidity

It is generally quite complicated to describe the simultaneous solutions to a large number of polynomial equations in a large number of unknowns. As a result, one is quickly led to consider instead the corresponding infinitesimal problem. If one knows a point x in the simultaneous solution space of a collection P of polynomials, one can look for tangent directions at x in which the system continues to be satisfied to first order. This is done by differentiating the polynomials at x and solving the resulting linear system of equations. The linear solution space is called the Zariski tangent space

of the set of polynomials at x . The more modern terminology is to consider P as determining a scheme SP ; this linear space is then called the Zariski tangent space to SP at x . We will use the following simple formal definition:

Let $P = \{p_\alpha\}$ be a collection of real polynomials in n -variables. Let $x \in \mathbb{R}^n$ be a point where all of the $\{p_\alpha\}$ simultaneously vanish. Then the *Zariski tangent space at x of the scheme SP* is the linear space

$$T_x^Z SP := \{v \in T_x \mathbb{R}^n \mid \left. \frac{d}{dt} \right|_{t=0} p_\alpha(x + tv) = 0 \text{ for all } \alpha\} \subseteq T_x \mathbb{R}^n.$$

In our case we are primarily interested in the actual real algebraic variety V in \mathbb{R}^n where a collection of polynomials P simultaneously vanish. While every polynomial in the ideal generated by the P will certainly vanish on V , not every polynomial vanishing on V is necessarily in this ideal. Consider the simple example of the single polynomial $p(x, y) = x^2$ in \mathbb{R}^2 . The variety V in this case is the y -axis where $x = 0$. The polynomial $q(x, y) = x$ vanishes on V but is not in the ideal generated by x^2 . This can have an effect on the computation of the Zariski tangent space. For the scheme determined by x^2 it is 2-dimensional at any point where $x = 0$. The Zariski tangent space for V , where one uses a generating set for the ideal of polynomials vanishing on V (in this example, $q(x, y) = x$) in the above definition, the dimension is 1 at every point on V .

In this example, the variety V is a smooth manifold and the Zariski tangent space to V is isomorphic to that of the smooth manifold. This is generally not the case. A standard example is the variety V (and scheme) in the plane determined by $p(x, y) = x^2 - y^3$. At the origin, the Zariski tangent space to V (and to the scheme) is 2-dimensional. The variety is not smooth there. Most importantly, there are tangent directions in the Zariski tangent space that do not correspond to actual curves in V . An infinitesimal solution to the equations need not correspond to a path of actual solutions.

Fortunately, there is a criterion that deals with both of these issues, the difference between the scheme and variety Zariski tangent spaces, as well as the existence of a curve of solutions in any tangent direction. This criterion uses the implicit function theorem. If one can find a smooth manifold of the same dimension as the Zariski tangent space of the scheme through a point on the variety, it follows that the variety is a smooth manifold of that dimension in a neighborhood of the point. The two Zariski tangent spaces coincide with the tangent space of the manifold and every tangent vector corresponds to a smooth path of solutions.

We will provide details in [Section 12](#), where this argument is used to analyze our nontrivial family of representations. However, it is worth pointing out a classical use of this argument, due to Weil, with respect to the concept of infinitesimal rigidity of a

representation of a finitely presented discrete group Γ into a Lie group G . Here Γ and G are quite general; it suffices, for example, for G to be real algebraic. In particular, the argument applies to the situation considered in this paper.

With Γ and G as above, $\text{Hom}(\Gamma, G)$ is a real algebraic variety (scheme); it can be viewed as a subset of G^n where n is the number of generators of Γ . Let $\rho \in \text{Hom}(\Gamma, G)$ be a representation. For $g \in G$ we can conjugate ρ by g to obtain the new representation $(g \cdot \rho)(\gamma) := g\rho(\gamma)g^{-1}$. We say that ρ is infinitesimally rigid if the following is true: for any v in the Zariski tangent space of $\text{Hom}(\Gamma, G)$ at ρ there is a path $g(t)$ in G such that $g(0)$ is the identity element and

$$\left. \frac{d}{dt} \right|_{t=0} (g(t) \cdot \rho) = v.$$

This condition is commonly described in terms of the vanishing of the cohomology group $H^1(\Gamma; \mathcal{G}_\rho)$ where the coefficients are in the Lie algebra \mathcal{G} of G , twisted by the representation ρ . The cocycles correspond to the Zariski tangent space and the coboundaries to those tangent vectors induced infinitesimally by conjugation.

The point of this definition is that infinitesimal rigidity means every infinitesimal deformation of ρ is obtained as the tangent vector to a path of representations obtained via conjugation. Conjugate representations are not usually considered to be genuinely different representations of Γ . The representation ρ is therefore considered to be rigid at the infinitesimal level.

Weil's Lemma [22] implies that near the infinitesimally rigid representation ρ , the variety $\text{Hom}(\Gamma, G)$ is a smooth manifold and all nearby representations are conjugate. The latter condition is called local rigidity. If the centralizer of ρ in G is trivial, then conjugation by G determines a manifold in $\text{Hom}(\Gamma, G)$ through ρ with dimension equal to the dimension of G . This manifold locally coincides with $\text{Hom}(\Gamma, G)$ when ρ is infinitesimally rigid. Note there are examples of locally rigid representations that are not infinitesimally rigid.

2.3 Orbifolds

The main topic of this paper is the representation space of a reflection group Γ_{22} which has a discrete faithful 4–dimensional hyperbolic representation coming from the group of reflections in the codimension–1 walls of an infinite volume polyhedron in \mathbb{H}^4 . We will find a smooth 11–parameter family of 4–dimensional hyperbolic representations (not necessarily discrete) of this group. Dividing out by the conjugation action provides a smooth 1–dimensional family of nontrivial deformations. As discussed in Section 2.1, this family will be described algebraically as a family of space-like vectors. However, it will also be described geometrically as a family of groups generated by reflections in

a family of varying polyhedra. These polyhedra will have new intersections between walls not existing in the original polyhedron and the combinatorics of the polyhedra will change a couple of times during the family. At a countably infinite number of times all of the walls that intersect will do so at angles of the form π/k for various integers k . In these cases, the group generated by reflections in the walls of the polyhedron will be discrete with the polyhedron as a fundamental domain. (This follows from Poincaré's lemma, which is discussed in [Section 6](#).) These special hyperbolic representations of Γ_{22} thus give rise to new reflection groups which are quotients of Γ_{22} , new relations having been added corresponding to new pairs of walls that intersect.

For all of these discrete hyperbolic reflection groups, the quotient space of \mathbb{H}^4 by the group can be usefully viewed as an (nonorientable) orbifold. This will provide a third way of viewing these examples, which the authors find quite informative. In particular, some of the language used to describe the examples is most natural in this context. For general background on orbifolds, the reader is referred to Thurston [[17](#), Chapter 13] or Cooper, Hodgson and Kerckhoff [[7](#)]. We will merely stress the essential points here, particularly those that are somewhat special to the current situation and might lead to confusion.

The general definition of a smooth orbifold is as a topological space that is locally modeled on \mathbb{R}^n (with its smooth structure) modulo a (smooth) finite group action, with compatibility conditions on the overlaps. The set of points where the local finite group is nontrivial is called the *singular set* of the orbifold. In our situation, the underlying topological space of the quotient orbifold can be identified with the polyhedron itself. The singular set is the union of all the reflection walls. At an interior point of a wall the local finite group is just the order 2 group generated by a reflection. At a point in the interior of a face where two walls intersect the local finite group is the dihedral group of the k -gon where the two walls intersect at angle π/k . A similar analysis can be applied at points where more than two walls intersect.

Of course, in our case the orbifold has more than a smooth structure. The local group actions and overlap maps can all be modeled on restrictions of isometries of \mathbb{H}^4 . In this case, we say that the orbifold has a 4-dimensional hyperbolic structure. When the orbifold comes from a polyhedron that is not bounded, it will not be compact. If the polyhedron bounds a finite volume region in hyperbolic space, the orbifold will have finite volume. If not, the group of reflections in the sides of the polyhedron will possess a nontrivial domain of discontinuity on the sphere at infinity S_∞^3 on which it acts properly discontinuously. The quotient of this action will be a (union of) 3-dimensional orbifolds. These can be naturally attached to the original orbifold, creating an *orbifold with boundary*, with these as the boundary components. The boundary components inherit a conformally flat structure from the sphere at infinity S_∞^3 .

To avoid a frequent point of confusion, we wish to emphasize here that the walls of the original polyhedron are *not* part of the boundary of this orbifold with boundary. Instead, they are part of the singular set. A generic point of these walls is modeled on \mathbb{R}^4 modulo a reflection in a 3-dimensional hyperplane. One often refers to the walls as being “mirrored”.

This is an important point in understanding the analogy between the deformation theory of groups generated by reflections in the walls of hyperbolic polyhedra and that of hyperbolic manifolds. The former groups have torsion, but by Selberg’s lemma [16] they have finite index torsion-free subgroups. The lifts of the walls of polyhedron will be internal in the corresponding manifold cover. In particular, if the original polyhedron is bounded, the manifold will be closed. There will be a nontrivial domain of discontinuity on the sphere at infinity for the group of reflections in the walls of the polyhedron if and only if there is one in such a finite index manifold cover. In general, the deformation theory for reflection groups from bounded, unbounded but finite volume, and infinite volume polyhedra respectively exactly parallels that of closed, noncompact finite volume, and infinite volume complete manifolds. This holds in all dimensions.

For any discrete group Γ of isometries of \mathbb{H}^n one can take the limit set of the action of Γ (which is a subset of the sphere at infinity), form its hyperbolic convex hull, and remove the limit set itself. It is a subset of \mathbb{H}^n , in fact, the smallest closed convex subset invariant under Γ . Its quotient space is called the *convex core* of Γ ; it is a subset of \mathbb{H}^n / Γ . Almost all of the discrete hyperbolic reflection groups we will consider will have infinite volume quotient spaces. However, the volume of their convex cores will always be finite. Such groups are called *geometrically finite*.

The boundary of the convex core will be homeomorphic to an orbifold. In dimension 3, it has the further structure of a developable surface (or orbifold) that has been much studied. In higher dimensions, the analogous structure is not well-understood. In special cases, a component of the boundary of the convex core is totally geodesic. In this case, we will say the corresponding end of \mathbb{H}^n / Γ is a *Fuchsian end*.

We will not attempt to study the structure of the boundary of the convex hull of our examples in detail. However, we will be able to show that it is never totally geodesic, except at the beginning of the deformation and in one other case.

Finally, we remark that although the language of orbifolds only applies to the special polyhedra whose dihedral angles are all of the form π/k , all of the polyhedra can be viewed as hyperbolic cone manifolds. For simplicity, we will not develop the appropriate language for this generality. The interested reader is referred to [7] where these concepts have been developed in somewhat more restrictive contexts.

3 The hyperbolic 24–cell

In this section we will introduce the basic properties of the hyperbolic 24–cell. For more background information one could consult Coxeter [8, Chapter 10; 10, Chapter 4]. (Note that in the notation of [8, Chapter 10] the hyperbolic 24–cell is the $\{3, 4, 3, 4\}$ regular hyperbolic honeycomb.) In what follows, a face refers to a 2–cell, and a wall to a 3–cell.

A natural place to begin the description is with the simpler Euclidean 16–cell, which we will denote by EP_{16} . (The E stands for “Euclidean.”) It is a regular polytope in Euclidean 4–space with vertices at the eight points $\{\pm 2e_i\}_i$, where $\{e_i\}_i$ is the standard basis for \mathbb{R}^4 . (The factor of 2 will be convenient later.) A nice way to imagine EP_{16} is by starting with a 3–dimensional octahedron with vertices at $\{\pm 2e_1, \pm 2e_2, \pm 2e_3\}$, and suspending this octahedron to the points $\pm 2e_4$ in 4–space. With this description it is clear that the sixteen walls of EP_{16} are tetrahedra, each corresponding to a choice of sign for each of the four coordinates.

Consider the set of 24 points formed by taking the midpoint of each edge of EP_{16} . These are precisely the $\binom{4}{2} \cdot 4 = 24$ points $\{\pm e_i \pm e_j\}_{i \neq j}$. The Euclidean 24–cell, EP_{24} , can be defined as the convex hull of these 24 points. The walls of this polyhedron can be visualized as follows:

Consider the set of six points formed by taking the midpoint of each edge of a tetrahedral wall of EP_{16} . These six points are the vertices of an octahedron sitting inside the tetrahedron. Thus, for each tetrahedral wall of EP_{16} , there is a corresponding octahedron inside it. These sixteen octahedra form sixteen walls of EP_{24} . A tetrahedral wall of EP_{16} corresponds to a choice of sign for each of the four coordinate vectors. The 6 vertices of the corresponding octahedron are formed by taking all possible sums of exactly two from the chosen set of vectors. For example, with a choice of positive sign for all four vectors, the vertices of the octahedron would be $e_1 + e_2, e_1 + e_3, e_1 + e_4, e_2 + e_3, e_2 + e_4, e_3 + e_4$. Two such octahedra intersect in a face when their corresponding choices of signs differ in precisely one place. This provides us with a way to divide these walls into two mutually disjoint octets: those corresponding to an even number of negative signs and those corresponding to an odd number of negative signs.

Each of the above octahedra intersects 4 others in a triangle contained in a face of the corresponding tetrahedral wall of EP_{16} . There are 4 other triangular faces of such an octahedron, each associated to a vertex of the tetrahedron. These faces arise as intersections with the remaining eight walls of EP_{24} , which are formed by the links of the eight vertices of EP_{16} . In order to visualize this, focus on a single vertex v

of EP_{16} . Six edges of EP_{16} emanate from v . Take the midpoint of each such edge. The convex hull of these six midpoints is an octahedron which we identify with the link of v . These eight links, one for each vertex of EP_{16} , provide the remaining eight walls of EP_{24} . Such a vertex is determined by a single, unit coordinate vector (with sign); the vertices of the associated octahedron consist of all possible sums of that vector with the remaining signed coordinate vectors, excluding the negative of the vector itself.

With this description one can count the cells of all dimensions to conclude that EP_{24} has 24 vertices, 96 edges, 96 faces, and 24 walls. It is combinatorially self-dual.

The Euclidean polytope EP_{24} has a hyperbolic analogue $P_{24} \subset \mathbb{H}^4$. P_{24} is a finite volume ideal hyperbolic polytope. Being ideal, its outer radius is infinite. The hyperbolic cosine of its inner radius is $\sqrt{2}$. Most importantly, we will see that the interior dihedral angle between two intersecting walls is always $\pi/2$ (see also Coxeter [10, Table IV]).

This hyperbolic polytope can be most simply defined using the Minkowski model of hyperbolic space (see Section 2.1). First, we isometrically embed Euclidean 4-space as the last four coordinates of Minkowski space. This puts EP_{24} isometrically inside Minkowski space. The next step is to “lift” EP_{24} into \mathbb{H}^4 . For each vertex $v \in \{\pm e_i \pm e_j\}_{i \neq j}$ of EP_{24} (here i and j take values from 1 to 4) define the light-like (ie Minkowski norm zero) vector $\sqrt{2}e_0 + v$. This collection of light-like vectors can be thought of as ideal points on the boundary of \mathbb{H}^4 . We then define P_{24} as the hyperbolic convex hull of these 24 ideal points.

The walls of this polyhedron are described combinatorially exactly as in the Euclidean case. There are 16 that correspond to a choice of sign for each of the coordinate vectors, $\pm e_i, i = 1, 2, 3, 4$. The ideal vertices of a wall corresponding to such a choice are the vectors $\sqrt{2}e_0 + v$, where v is one of the six vectors obtained as a sum of two of the chosen coordinate vectors. The remaining 8 walls are each determined by choosing a single signed coordinate vector $\pm e_i$ and letting v cycle through sums with the remaining 6 signed coordinate vectors $\pm e_j, j \neq i$. For example, choosing $+e_1$, the possibilities for v are $\{e_1 \pm e_2, e_1 \pm e_3, e_1 \pm e_4\}$.

We would like to see that the walls defined in this way have the same pairwise intersection properties as in the Euclidean case and that when two walls do intersect, they do so at right angles. To do so, for each wall W_i we find a space-like vector q_i with the property that it is orthogonal to all points in W_i . (Throughout this discussion, all inner products, norms, and notions of angle are defined in terms of the Minkowski quadratic form.) As discussed in Section 2.1, q_i is unique up to scale and the relative geometry between two walls W_i, W_j can be read off from the inner product between the corresponding q_i, q_j .

Given our previous description of the ideal vertices that determine each of the walls, it is easy to immediately write down the list of the corresponding space-like vectors. Given a collection of 6 light-like vectors which determine a wall, we must find a q_i which is orthogonal to all 6 of them. Note that 4 such vectors generically determine a hyperplane, and hence an orthogonal space-like vector. So the fact that we will be able to find our collection of q_i reflects the fact that the light-like vectors are not at all in “general position”.

All of the ideal vertices come from light-like vectors of the form $\sqrt{2}e_0 \pm e_i \pm e_j$, where i, j are distinct values from 1 to 4. One type of collection of 6 such vectors comes from choosing a sign for each of $\pm e_1, \pm e_2, \pm e_3, \pm e_4$ and then restricting $\pm e_i$ and $\pm e_j$ to come from those choices. The corresponding q_i is then just $\sqrt{2}e_0 \pm e_1 \pm e_2 \pm e_3 \pm e_4$ where one takes the same choices of sign. Orthogonality is easy to check since the contribution to the dot product from the 0–th coordinate is always -2 and since the signs agree, the contribution from the last 4–coordinates is always $+2$. The other type of vector hexet comes from fixing $\pm e_i$ and letting $\pm e_j, j \neq i$ vary over the remaining possibilities. It is again easy to check that the vector $e_0 \pm \sqrt{2}e_i$, with the same choice of $\pm e_i$, is orthogonal to all six of these vectors.

Thus our entire collection of vectors q_i corresponding to the walls of P_{24} is given by

$$\{(\sqrt{2}, \pm 1, \pm 1, \pm 1, \pm 1)\} \cup \{e_0 \pm \sqrt{2}e_i\}_{1 \leq i \leq 4}.$$

Due to their importance, we explicitly index these space-like vectors. A list of the vectors $\{q_i\}$ is given in [Table 1](#), where the indices are not just integers and we have only written the index itself. (Formally we should write q_{7^+} rather than 7^+ , but we have chosen the latter simpler notation.) The walls indexed by a number and a sign correspond to the first collection of 16 vectors and those by a letter to the second collection of 8 vectors. The sign of the first collection of vectors refers to the parity of the number of negative signs in the vector. They will be referred to as the *positive* and *negative* walls, respectively. The final group of 8 will be referred to as the *letter* walls. The specific choices of numbers and letters will hopefully become more apparent once we introduce a visual device for cataloging them in [Figure 1](#).

This notation naturally divides the 24 walls of the 24–cell into three octets: the positive, negative, and letter walls. They will play a special role at several points in this paper.

In particular, we will now check that walls in the same octet are disjoint (in \mathbb{H}^4). (Here we are considering asymptotic walls to be disjoint.) We will also see that walls which do intersect do so orthogonally. This is easily done by considering the inner products between the corresponding space-like vectors and using [Equations \(2-1\) and \(2-2\)](#).

$0^+ = (\sqrt{2}, 1, 1, 1, 1),$	$0^- = (\sqrt{2}, 1, 1, 1, -1),$
$1^+ = (\sqrt{2}, 1, -1, 1, -1),$	$1^- = (\sqrt{2}, 1, -1, 1, 1),$
$2^+ = (\sqrt{2}, 1, -1, -1, 1),$	$2^- = (\sqrt{2}, 1, -1, -1, -1),$
$3^+ = (\sqrt{2}, 1, 1, -1, -1),$	$3^- = (\sqrt{2}, 1, 1, -1, 1),$
$4^+ = (\sqrt{2}, -1, 1, -1, 1),$	$4^- = (\sqrt{2}, -1, 1, -1, -1),$
$5^+ = (\sqrt{2}, -1, 1, 1, -1),$	$5^- = (\sqrt{2}, -1, 1, 1, 1),$
$6^+ = (\sqrt{2}, -1, -1, 1, 1),$	$6^- = (\sqrt{2}, -1, -1, 1, -1),$
$7^+ = (\sqrt{2}, -1, -1, -1, -1),$	$7^- = (\sqrt{2}, -1, -1, -1, 1),$
$A = (1, \sqrt{2}, 0, 0, 0),$	$B = (1, 0, \sqrt{2}, 0, 0),$
$C = (1, 0, 0, \sqrt{2}, 0),$	$D = (1, 0, 0, -\sqrt{2}, 0),$
$E = (1, 0, -\sqrt{2}, 0, 0),$	$F = (1, -\sqrt{2}, 0, 0, 0),$
$G = (1, 0, 0, 0, -\sqrt{2}),$	$H = (1, 0, 0, 0, \sqrt{2}).$

Table 1: Space-like vectors describing the 24-cell

For any pair of distinct vectors of the form $(\sqrt{2}, \pm 1, \pm 1, \pm 1, \pm 1)$, the contribution to the dot product from the last 4 coordinates is $+2, 0, -2, -4$ depending on whether they differ by 1, 2, 3, or 4 sign changes. Since the contribution from the 0-th coordinate is always -2 , it is evident that two such walls are orthogonal if and only if they differ by a single sign change and that they are otherwise disjoint. In particular, all the positive walls are disjoint from each other as are all the negative walls. It is worth pointing out further that when they differ by exactly 2 sign changes, they are tangent at infinity, and otherwise they are a positive distance apart. (Note that these vectors have Minkowski square norm equal to $+2$.)

Similarly, it is easy to see that the letter walls, corresponding to vectors of the form $e_0 \pm \sqrt{2}e_j$, are mutually disjoint. All pairs of letter walls are tangent except for pairs with the same e_j and opposite sign. The letter walls are orthogonal to those positive and negative walls with the same sign in the j -th place. There are 4 positive and 4 negative walls with this property. All other positive and negative walls are a positive distance away.

We note that the above pairwise intersection pattern agrees with that of the Euclidean 24-cell. One can similarly check that the combinatorial pattern around lower dimensional

cells also agrees, where one needs to adapt this notion in an obvious way when vertices are ideal. We will not do that here.

We now consider the group $\Gamma_{24} \subset G$ generated by reflections in the 24 walls of the hyperbolic 24-cell P_{24} . It is a discrete subgroup of G with finite covolume. The polyhedron $P_{24} \subset \mathbb{H}^4$ can be taken as a fundamental domain. The quotient of \mathbb{H}^4 by Γ_{24} can be viewed as an orbifold whose singular set is the entire collection of walls of P_{24} which are all considered mirrored.

Now that we understand the geometry of the intersections of the walls of P_{24} , we can quickly describe a presentation for Γ_{24} . It has 24 generators $r_i, i = 1, 2, \dots, 24$, each of order 2. The remaining relations are all of the form $(r_i r_j)^2 = e$ for any pair of walls W_i, W_j that intersect in \mathbb{H}^4 ; the exponent of 2 arises from the fact that the walls intersect in angle $\pi/2$. Since r_i, r_j are of order two these relations are equivalent to saying that such pairs of r_i and r_j commute. These pairs were seen above to correspond to a pair of walls consisting of one positive and one negative wall whose corresponding space-like vectors differ by a single sign change or to a pair consisting of a letter wall whose associated space-like vector is of the form $e_0 \pm \sqrt{2}e_j$ and a positive or negative wall whose associated vector has the same sign in the j -th place. There are a total of 96 such pairs.

To further aid our understanding of the geometry and combinatorics of the 24-cell as well as the structure of this reflection group, we will now present two pictorial models.

The first model is shown in Figure 1. The 24 walls $\{W_i\}$ of P_{24} are represented by the 23 vertices labeled in the figure, plus a point at infinity representing wall H . To avoid cluttering the figure we have not drawn all the edges. First, for each of the drawn edges, add in its orbit under the symmetries of the cube. Then add edges connecting vertices $0^+, 1^-, 2^+, 3^-, 4^+, 5^-, 6^+$, and 7^- to the point at infinity representing wall H . The resulting labeled graph IG_{24} encodes how the walls of P_{24} intersect: two walls intersect (orthogonally) if and only if their respective vertices are joined by an edge.

To help parse Figure 1, let's explain some properties of the vertex set. If vertex G is placed at the origin, then the red vertices lie on the coordinate axes. Specifically, vertices A and F lie on the x -axis, vertices B and E lie on the y -axis, and vertices C and D lie on the z -axis. Vertex H is at infinity, and the remaining vertices all lie on a vertex of a cube. The two cubes are both centered on vertex G .

The corresponding space-like vectors can also be read off from this figure. The 0-th coordinate is determined simply by whether it corresponds to a lettered wall, in which case it is $+1$, or a numbered wall, in which case it is $+\sqrt{2}$. The final coordinate, the

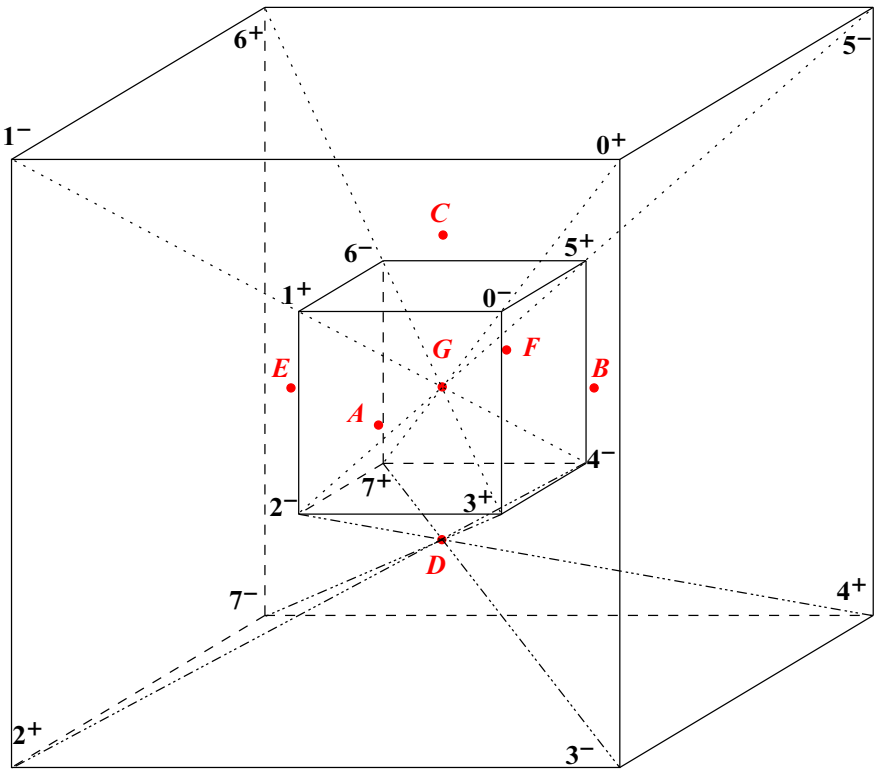


Figure 1: A representation of the 24-cell. Vertex H is at infinity.

coefficient for e_4 , plays a special role. For the numbered walls it is $+1$ for those on the outer cube and -1 for those in the inner cube. For the letter walls it is 0 except for walls G, H , at the origin and infinity respectively in the figure, which have coefficient $-\sqrt{2}, +\sqrt{2}$, respectively. These two letter walls will be removed in order to allow the configuration to become flexible, so they play a limited role in what follows.

The remaining coordinates, the coefficients of e_1, e_2, e_3 , closely correspond to x, y, z coordinates in the figure. Specifically, if one rescales both cubes so they both have vertices at the 8 points $(\pm 1, \pm 1, \pm 1)$, then these are the (e_1, e_2, e_3) coordinates of the corresponding space-like vectors. The orientation is chosen so that the positive x -axis comes out of the page, the positive y -axis to the right, and the positive z -axis points up. Similarly, the (e_1, e_2, e_3) coordinates of vectors associated to the remaining letter walls are determined by the positions of the red vertices along the coordinate axes if one scales them to be distance $\sqrt{2}$ from the origin.

Recall that the polytope $P_{24} \subset \mathbb{H}^4$ is an ideal polytope with its vertices at the boundary at infinity of \mathbb{H}^4 . Each end of P_{24} is isometric to a warped product of a Euclidean cube and the half-line. The vertices of P_{24} correspond to the 3-cells of Figure 1, which we now define. For each complete graph on 3 vertices in the graph $IG_{24} \subset \mathbb{R}^3$ add a Euclidean triangle with boundary the complete graph. (These instructions require some obvious modifications for dealing with the point at infinity. These are left to the reader.) The resulting 2-complex cuts \mathbb{R}^3 into 24 regions which are combinatorial octahedra. For example, the vertices 0^- , 1^+ , 5^+ , 6^- , C , and G “bound” such an octahedron. Less obviously, 5^+ , 5^- , 6^- , 6^+ , C , and F also bound an octahedron. With this extra structure we can now say that the vertices of P_{24} correspond bijectively to these 24 octahedra. Moreover, for a given vertex v of P_{24} , the six walls which are asymptotic to v are given by the six vertices of IG_{24} forming the respective octahedron. For example, the walls corresponding to 1^- , 2^+ , 6^+ , 7^- , E , and H are all asymptotic to a single common vertex of P_{24} . The group generated by the reflections in these 6 walls is abstractly isomorphic to the Euclidean reflection group in the sides of cube. Finally, two walls of P_{24} are tangent at infinity if and only if the corresponding vertices of IG_{24} are contained in a single octahedron and are not adjacent. With this it is possible to determine the relative geometry of any pair of walls of P_{24} using Figure 1. For example, the following pairs of walls are tangent at infinity: $\{W_{1^+}, W_{3^+}\}$, $\{W_C, W_F\}$, $\{W_{1^+}, W_{6^+}\}$, and $\{W_H, W_D\}$.

Consider the set of walls orthogonal to wall W_A . Using Figure 1 one can see they are the walls indexed by the set $J = \{0^+, 0^-, 1^+, 1^-, 2^+, 2^-, 3^+, 3^-\}$. We know from the above description of EP_{24} that W_A is an ideal octahedron. From the fact that all intersections are orthogonal, it follows that the dihedral angles of W_A are also $\pi/2$. Moreover, a reflection in a wall from the set J will preserve the hyperplane containing W_A , which is a copy of \mathbb{H}^3 . This implies that reflections in the walls $\{W_j\}_J$ generates a 3-dimensional hyperbolic reflection group, the reflection group corresponding to a regular ideal hyperbolic octahedron with dihedral angles $\pi/2$. Since P_{24} is a regular polytope, an identical analysis applies to any other wall, they are all ideal octahedra with orthogonal dihedral angles.

Let us now present a second model for imagining P_{24} . This model will take place in the 3-sphere at infinity \mathbb{S}_∞^3 of \mathbb{H}^4 . A hyperbolic hyperplane in \mathbb{H}^4 intersects \mathbb{S}_∞^3 in a conformally round 2-sphere. Using stereographic projection, which is a conformal map, we can map the 3-sphere minus a point to \mathbb{R}^3 . 2-spheres passing through the point at infinity will appear under stereographic projection as affine planes. Other conformally round 2-spheres in \mathbb{S}_∞^3 will appear as round spheres in \mathbb{R}^3 . A pair of orthogonal hyperplanes will intersect \mathbb{S}_∞^3 in a pair of spheres intersecting orthogonally. A pair of asymptotic hyperplanes will intersect \mathbb{S}_∞^3 in a pair of tangent spheres.

Each wall W_i of P_{24} extends to a hyperplane H_i of \mathbb{H}^4 . Using stereographic projection, we can imagine how these hyperplanes will intersect \mathbb{S}^3_∞ . Before considering all 24 walls of P_{24} , let us begin with an easier example one dimension down. Consider again the walls $\{W_j\}_J$ intersecting W_A . Each H_i intersects \mathbb{S}^3_∞ in a 2-sphere S_j . We will envision these spheres under stereographic projection in \mathbb{R}^3 . We may choose the coordinates of the stereographic projection so that S_A is the xy -plane. A moment's thought will reveal that the only possible arrangement of $\{S_j\}_J$, up to conformal automorphism of \mathbb{S}^3_∞ preserving S_A , is as shown in Figure 2. The figure shows only the curves of intersection of the spheres of $\{S_j\}_J$ with S_A . The actual spheres of $\{S_j\}_J$ are determined uniquely by Figure 2 because they all intersect S_A orthogonally.

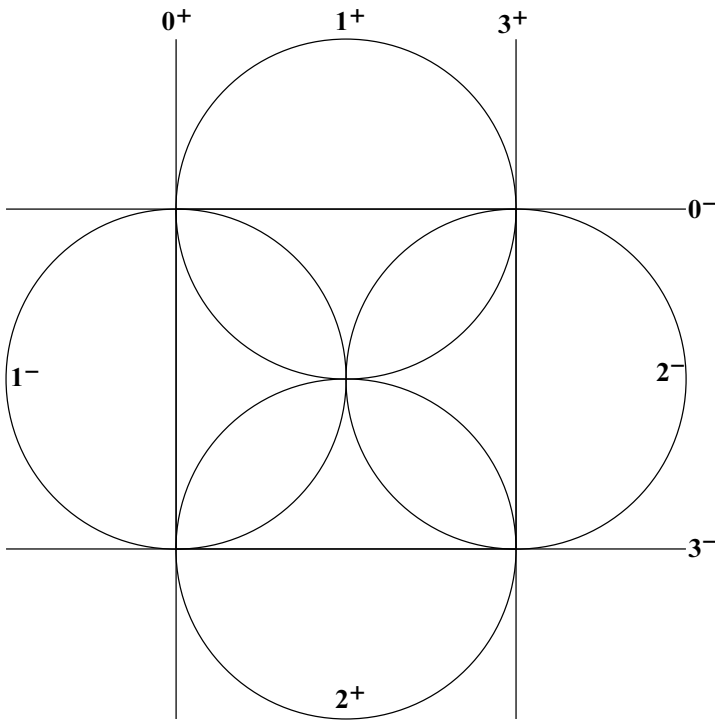


Figure 2: The hyperplanes of an octahedron, viewed at infinity

The hyperplane H_A is a copy of hyperbolic 3-space which we can imagine as the upper half-space lying over the xy -plane of Figure 2. The intersections $H_A \cap H_j$ for $j \in J$ will be 2-dimensional hyperplanes in this upper half-space. As described above, these 2-dimensional hyperplanes bound an ideal octahedron which is W_A . To aid the readers imagination, we have included Figure 3, which shows the edges of the ideal octahedron W_A and a pair of 2-dimensional hyperplanes. The checkerboard

is the xy -plane of Figure 2, which represents the sphere at infinity of H_A . The blue circles and lines form a copy of Figure 2. The green edges are the edges of the ideal octahedron. The green edge furthest from the viewer passes through the origin. The blue hemisphere is the intersection $H_{2+} \cap H_A$. The yellow hemisphere is the intersection $H_{1-} \cap H_A$. We encourage the reader to examine Figure 3 until its meaning is clear. Several variations will appear later.

With these initial normalizations, the centers and radii for the spheres S_i are listed in Table 2. We will later explain one method for deriving the information of Table 2. We encourage the reader to imagine each new sphere, and sketch a few pictures to get a feel for the arrangement. The most difficult spheres to imagine are S_{6-} , S_{6+} , S_{7+} , and S_{7-} . It is perhaps easier to mentally add them to the arrangement last. To aid the readers imagination we have included Figures 4, 5 and 6, which we now explain.

Note that not all 24 hyperplanes are shown in these figures. We have omitted several walls to make the images understandable. To begin, Figure 4 shows the edges of a cube and four spheres. Each face of the implied cube is a sphere of Table 2. (Keep in mind that a plane counts as a sphere in this setting.) Specifically, the spheres S_{0-} , S_{0+} , S_{3+} , S_{3-} , S_A , and S_B form the faces of the cube. The round spheres of Figure 4 are the inner spheres, and they correspond to S_{6-} , S_{6+} , S_{7+} , S_{7-} , S_F , and S_E . Notice that if we perform conformal inversion in the cube's inscribed sphere, then the faces of the cube are taken to the inner spheres and vice versa.

In Figure 5 we have removed the inner spheres to show clearly the spheres of the back face. The four spheres shown correspond to S_{1-} , S_{5-} , S_C , and S_H . In the chosen coordinate system, the back face of the cube is the yz -plane. The colored spheres are all cut by the yz -plane along equators.

Finally, in Figure 6 we have attempted to show all 24 spheres in a single picture. To make the inner spheres visible, the spheres of the front face are not shown in their entirety. The spheres of the front face are S_{2-} , S_{4-} , S_G , and S_D . Figure 6 shows only an equator for each of these. The yellow spheres correspond to S_{1+} , S_{2+} , S_{5+} , and S_{4+} . Each yellow sphere is tangent to the planes $\{x = 0\}$ and $\{x = 2\}$. In this figure the many conformal symmetries of the 24-cell are visible.

To clarify the arrangement of the inner spheres of Figure 4, we have also included Figure 7. Define the vertical plane $P := \{x + y = 2\}$. Figure 7 represents the intersections of P with the spheres S_A , S_B , S_C , S_F , S_E , and S_D .

How could one determine this arrangement of 24 spheres? The first and best method is to begin with the familiar octahedral arrangement of S_{0-} , S_{0+} , S_{3+} , S_{3-} , S_{1+} , S_{1-} , S_{2-} , S_{2+} , and S_A , and one by one add the new spheres. The combinatorics

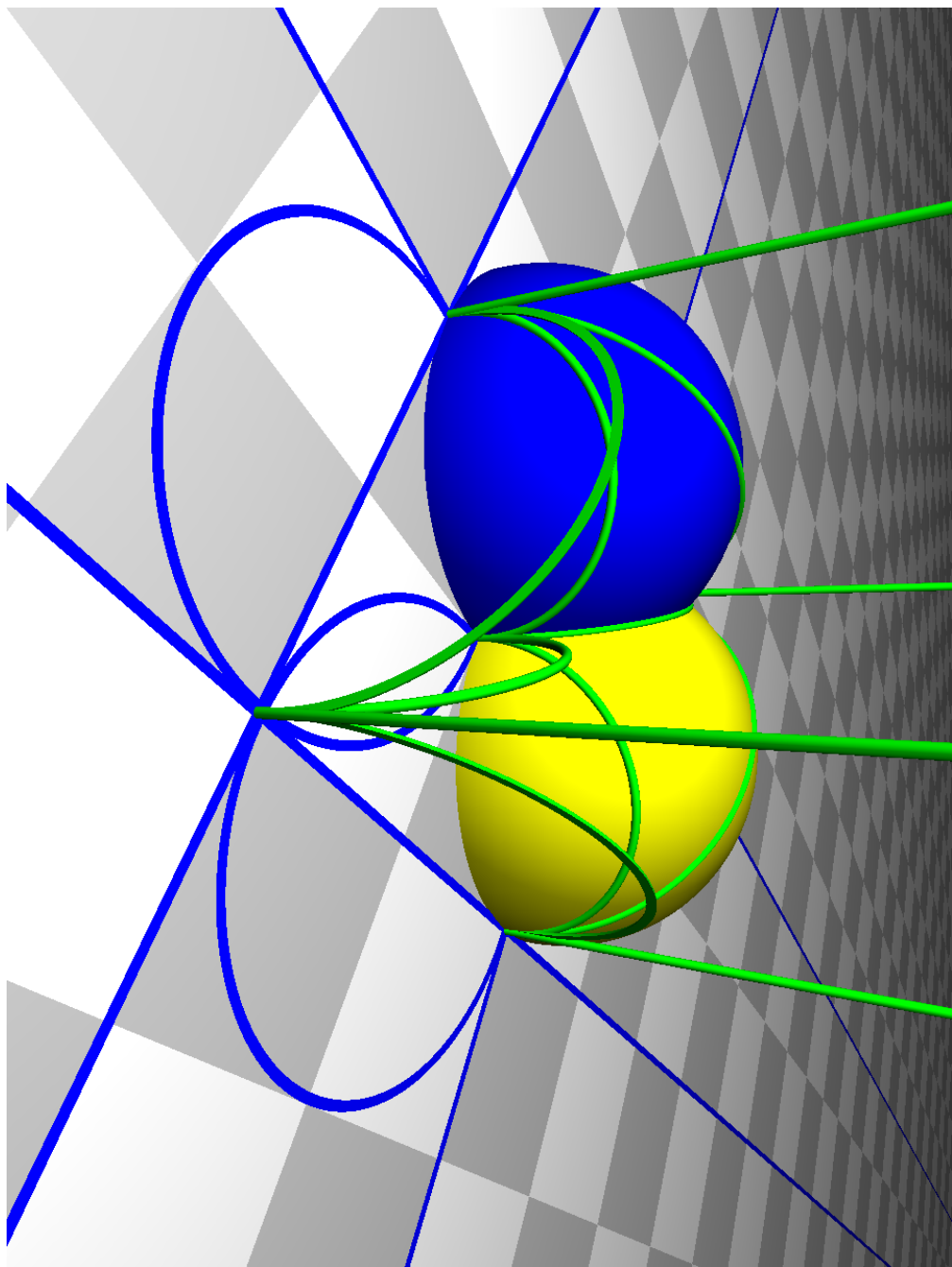


Figure 3: The ideal octahedron W_4

sphere	center	radius
S_{0-}	the xz -plane shifted by the vector $(0, 2, 0)$	
S_{0+}	the yz -plane	
S_{3+}	the yz -plane shifted by the vector $(2, 0, 0)$	
S_{3-}	the xz -plane	
S_{1+}	$(1, 2, 0)$	1
S_{1-}	$(0, 1, 0)$	1
S_{2-}	$(2, 1, 0)$	1
S_{2+}	$(1, 0, 0)$	1
S_{5+}	$(1, 2, 2)$	1
S_{5-}	$(0, 1, 2)$	1
S_{4-}	$(2, 1, 2)$	1
S_{4+}	$(1, 0, 2)$	1
S_{6-}	$(1, 3/2, 1)$	1/2
S_{6+}	$(1/2, 1, 1)$	1/2
S_{7+}	$(3/2, 1, 1)$	1/2
S_{7-}	$(1, 1/2, 1)$	1/2
S_A	the xy -plane	
S_B	the xy -plane shifted by the vector $(0, 0, 2)$	
S_C	$(0, 2, 1)$	1
S_G	$(2, 2, 1)$	1
S_F	$(1, 1, 3/2)$	1/2
S_E	$(1, 1, 1/2)$	1/2
S_D	$(2, 0, 1)$	1
S_H	$(0, 0, 1)$	1

Table 2: Centers and radii for the 24 spheres of the 24-cell

and geometry of the arrangement described by Figure 1 will dictate the placement of each new sphere. When doing this it is perhaps easier to finish by determining the placement of spheres S_{6-} , S_{6+} , S_{7+} , and S_{7-} .

However, it is important to also have a more directly computation method. This is particularly useful for determining and drawing the arrangement of spheres once we deform things and there is less symmetry. Let us sketch a way in which this can be done.

Let W_i be a wall of P_{24} . It is contained in a hyperplane of \mathbb{H}^4 , which we denote by H_i . We are interested in the intersection $\partial H_i = \overline{H_i} \cap \mathbb{S}_\infty^3$. H_i is determined uniquely

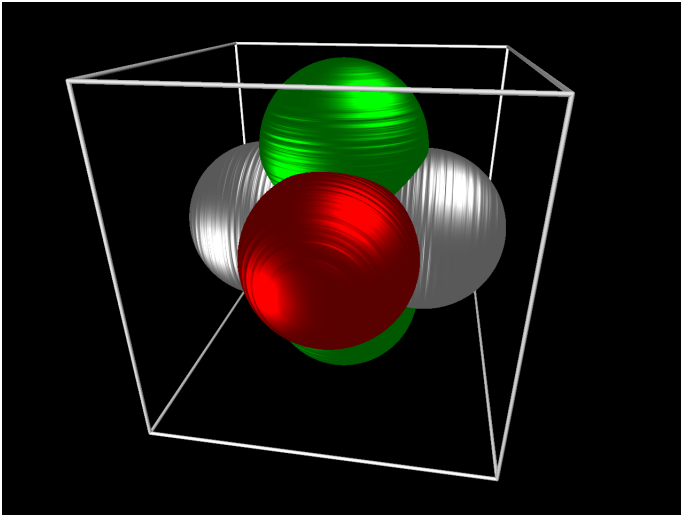


Figure 4: The inner hyperplanes of the 24-cell, viewed at infinity

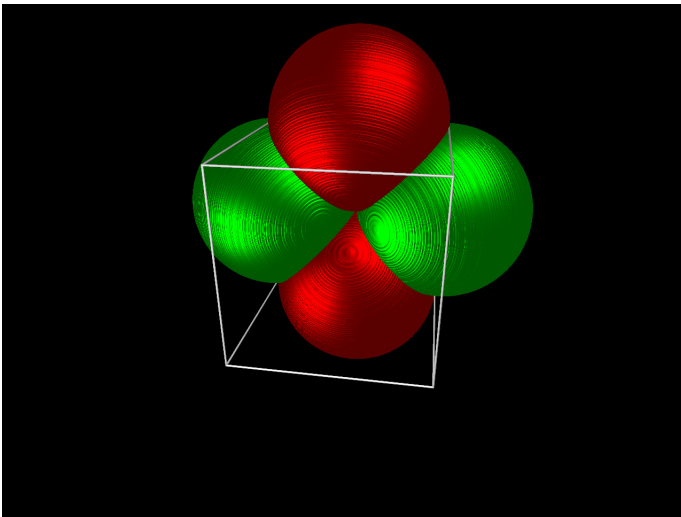


Figure 5: The hyperplanes of the back face of the 24-cell, viewed at infinity

by the six ideal vertices of P_{24} contained in ∂H_i . Recall that the ideal vertices of P_{24} are given by the 24 light-like vectors $\sqrt{2}e_0 \pm e_i \pm e_j$ ($i, j \in \{1, 2, 3, 4\}$). The sphere at infinity can be identified with the set of geodesic rays based at any chosen point in \mathbb{H}^4 and this set of rays is naturally identified with the unit tangent space of \mathbb{H}^4 at that point. If we choose the point to equal $e_0 = (1, 0, 0, 0)$, then the unit tangent space, $S_{e_0}\mathbb{H}^4$,

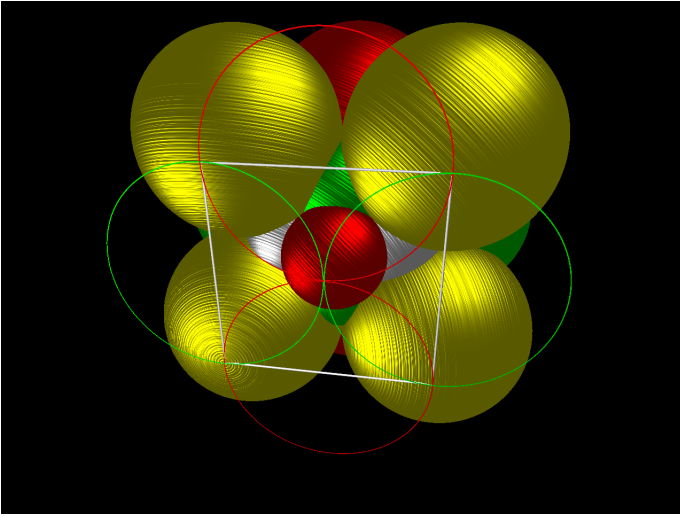


Figure 6: The hyperplanes of the 24-cell, viewed at infinity

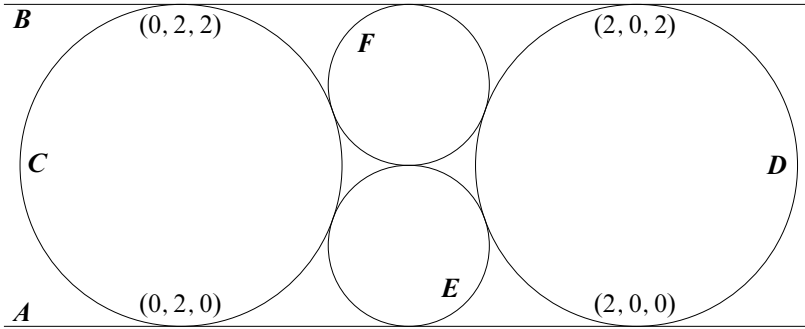


Figure 7: A diagonal slice of the sphere arrangement

is identified with the set of unit vectors in $\mathbb{R}^{1,4}$ whose first coordinate is zero. This determines a map $\pi': \mathbb{S}^3_\infty \rightarrow S_{e_0}\mathbb{H}^4$. There is also a one-to-one correspondence that takes a geodesic ray based at e_0 to the unique light-like line in $\mathbb{R}^{1,4}$ to which it is asymptotic. This provides an identification between the set of nonzero light-like vectors, up to scale, and the sphere at infinity. With this identification the map π' can be described explicitly in coordinates. It simply takes a light-like vector representing a point in \mathbb{S}^3_∞ , scales it to have 0-th coordinate $+1$, and then changes the 0-th coordinate to zero.

The six ideal vertices in ∂H_i are exactly the six ideal vertices of P_{24} orthogonal to the space-like vector $q_i \in \mathbb{R}^{1,4}$. This is how we computed the q_i for Table 1. For each q_i ,

the conditions that a vector be perpendicular to q_i , have Minkowski norm 0 and be normalized to have 0-th coordinate 1 defines a 2-sphere. Setting the 0-th coordinate to be 0 defines a sphere in $S_{e_0}\mathbb{H}^4$. It is the image of $\bar{H}_i \cap \mathbb{S}^3_\infty$ under the map π' .

In order to place the arrangement of spheres in $\mathbb{R}^3 \cup \infty$, we use stereographic projection. First we make the obvious identification of $S_{e_0}\mathbb{H}^4 \subset \mathbb{R}^{1,4}$ with $\mathbb{S}^3 \subset \mathbb{R}^4$ by dropping the 0-th coordinate. Then we choose a point from which to define the stereographic projection. This is an arbitrary choice. To compute the explicit set of radii and centers of the spheres, as well as to draw the pictures we have done the following:

First we apply to the entire configuration an element of $\phi \in O(1, 4)$ which is the identity in the last 3 coordinates and takes the space-like vector associated to the wall W_A to the vector $(0, 1, 0, 0, 0)$. In particular the image hyperplane $\phi(H_A)$ consists of all points in \mathbb{H}^4 whose second Minkowski coordinate is 0. (Keep in mind the coordinates are indexed from 0 to 4.) We now identify the sphere at infinity with \mathbb{S}^3 as described above. Under this identification the intersection of the closure of $\phi(H_A)$ with the sphere at infinity is the 2-sphere consisting of those vectors whose first coordinate is 0. We then take the standard stereographic projection to \mathbb{R}^3 from the point $(0, 1, 0, 0) \in \mathbb{S}^3$. After a signed permutation of the coordinates of \mathbb{R}^3 , the image of the 2-sphere S_A becomes the xy -plane. Finally, we use an affine map of \mathbb{R}^3 preserving the xy -plane to place everything in the form presented above.

For completeness we record that this map $\pi: \mathbb{S}^3_\infty \rightarrow \mathbb{R}^3 \cup \infty$ is expressed in coordinates by

$$(0, x_1, x_2, x_3, x_4) \mapsto \left(\frac{\sqrt{2} - x_1 - x_2 - x_3 - x_4}{\sqrt{2} - x_1 - x_2}, \frac{\sqrt{2} - x_1 - x_2 + x_3 - x_4}{\sqrt{2} - x_1 - x_2}, \frac{\sqrt{2} - 2x_1}{\sqrt{2} - x_1 - x_2} \right).$$

One can explicitly determine the final configuration of 2-spheres by applying the first map ϕ above to all the space-like vectors q_i , using the image vectors to find spheres in the sphere at infinity, and then mapping them to \mathbb{R}^3 using the above sequence of conformal maps. However, it is simpler to apply π to the light-like vectors corresponding to the cusps of P_{24} and then determine the spheres in \mathbb{R}^3 from these.

4 Describing the symmetries of the 24-cell

Recall that the hyperbolic 24-cell, P_{24} , is the convex hull of the 24 ideal points corresponding to the light-like vectors $\{\sqrt{2}e_0 \pm e_i \pm e_j\}_{1 \leq i < j \leq 4}$ in $\mathbb{R}^{1,4}$. It is well

known that P_{24} is a regular polytope [9]. However, we will rederive this fact during the process of describing its symmetry group.

Begin with the obvious fact that the symmetry group of an ideal triangle has order 6. From this we deduce that the symmetry group of a regular, ideal octahedron has order $8 \cdot 6 = 48$. Each wall of P_{24} is an ideal octahedron and any symmetry that is the identity on one wall is the identity on all of P_{24} . This shows that the symmetry group S of the hyperbolic 24-cell has order at most $24 \cdot 48 = 2^7 \cdot 3^2$.

For each $i = 1, \dots, 4$, the map sending e_i to $-e_i$ is an isometry of P_{24} . The only point fixed by all these symmetries is e_0 . The barycenter of P_{24} is also fixed by any symmetry, so it must equal e_0 , implying e_0 is fixed by any symmetry. Therefore the symmetry group of P_{24} lies inside $O(4)$, the orthogonal group of the space-like coordinates. The symmetries of P_{24} can be identified with the isometries of \mathbb{R}^4 that permute the set of points $\{\pm e_i \pm e_j\}_{1 \leq i < j \leq 4}$ in \mathbb{R}^4 . We will suppress the 0-th coordinate while freely identifying \mathbb{R}^4 with the last 4 coordinates of $\mathbb{R}^{1,4}$. Notice that the set $\{\pm e_i \pm e_j\}_{1 \leq i < j \leq 4}$ is exactly the set of integer points in \mathbb{R}^4 of norm $\sqrt{2}$. Therefore the group $O(4; \mathbb{Z})$ is a subgroup of S . An easy count shows that

$$|O(4; \mathbb{Z})| = 8 \cdot 6 \cdot 4 \cdot 2 = 2^7 \cdot 3,$$

implying $O(4; \mathbb{Z})$ has index at most 3 inside S .

To prove $|S| = 2^7 \cdot 3^2$, and consequently that the P_{24} is regular, it suffices to find an element in S of order 3 which is not in $O(4; \mathbb{Z})$. Some experimenting produces the desired order 3 matrix:

$$M = \frac{1}{2} \cdot \begin{pmatrix} 1 & 1 & 1 & -1 \\ 1 & 1 & -1 & 1 \\ 1 & -1 & 1 & 1 \\ 1 & -1 & -1 & -1 \end{pmatrix}$$

It is easy to check that M acts on the (last 4 coordinates of the) vertex set of P_{24} and is thus a symmetry. Therefore $|S| \geq 2^7 \cdot 3^2$. Combined with the previous upper bound we have proved that the hyperbolic 24-cell is regular with symmetry group S of order $2^7 \cdot 3^2$.

In search of a cleaner description of S , consider the group $O(4; \mathbb{Z}[\frac{1}{2}])$. Clearly $S \leq O(4; \mathbb{Z}[\frac{1}{2}])$. It's not hard to see that an element of $O(4; \mathbb{Z}[\frac{1}{2}]) - O(4; \mathbb{Z})$ must have all its matrix entries equal to $\pm \frac{1}{2}$. From this observation, and the definition of the orthogonal group, one can count

$$|O(4; \mathbb{Z}[\frac{1}{2}]) - O(4; \mathbb{Z})| = 2^8 \cdot 3.$$

By recalling $|\text{O}(4; \mathbb{Z})| = 2^7 \cdot 3$ and summing we see that

$$|\text{O}(4; \mathbb{Z}[\frac{1}{2}])| = 2^7 \cdot 3^2 = |S|,$$

yielding the desired clean description of the action on the last 4 coordinates

$$S = \text{O}(4; \mathbb{Z}[\frac{1}{2}]).$$

Recall that the walls of P_{24} decompose naturally into three octets: the letter octet A through H , the positive octet 0^+ through 7^+ , and the negative octet 0^- through 7^- . The walls of the letter octet are associated to space-like vectors of the form $\{e_0 \pm \sqrt{2}e_i\}_{1 \leq i \leq 4}$. The walls of the positive and negative octets have associated vectors of the form $(\sqrt{2}e_0 \pm e_1 \pm e_2 \pm e_3 \pm e_4)$. The positive octet consists of those with an *even* number of negative coordinates, while the negative octet consists of those with an *odd* number of negative coordinates. The octet to which a wall belongs consists of the six walls to which it is tangent and its opposite wall. (Here, the opposite wall is obtained from the given wall by negating all its space-like coordinates.) Since these properties are preserved by symmetries, the isometry group acts on the set of octets. It is easy to check that this induces a surjective homomorphism onto Σ_3 , the permutation group of order 6. The kernel \tilde{K} of this homomorphism is $\text{SO}(4; \mathbb{Z}) < S$ acting on the last 4 coordinates. Thus this action produces the short exact sequence

$$1 \rightarrow \text{SO}(4; \mathbb{Z}) \rightarrow S \rightarrow \Sigma_3 \rightarrow 1.$$

Consider the group $(\mathbb{Z}/2\mathbb{Z})^4$ of sign changes to the coordinates of \mathbb{R}^4 . To avoid transposing the positive and negative octets, we restrict attention to the order 8 subgroup E which changes sign in an even number of coordinates. Let Σ_4 act by permutation on the coordinates. Then $E \rtimes \Sigma_4 \leq \tilde{K}$. As

$$|E \rtimes \Sigma_4| = 2^6 \cdot 3 = |\tilde{K}|,$$

we know that $\tilde{K} \cong E \rtimes \Sigma_4$.

Soon we will be considering the 24-cell with its walls G and H removed. In preparation for this let us consider the subgroup K of \tilde{K} which either fixes or transposes walls G and H . As $G = (1, 0, 0, 0, -\sqrt{2})$ and $H = (1, 0, 0, 0, \sqrt{2})$, K is given by the elements of \tilde{K} which fix or change the sign of the last coordinate of \mathbb{R}^4 . Therefore $K \cong E \rtimes \Sigma_3$, implying $|K| = 2^4 \cdot 3 = 48$.

For later use let us describe a generating set for K . Let L permute coordinates 1 and 2 of $\mathbb{R}^{1,4}$. L is reflection in the hyperplane orthogonal to $(0, -1, 1, 0, 0)$. Let M permute coordinates 2 and 3; it is reflection in the hyperplane orthogonal to $(0, 0, -1, 1, 0)$. Let N permute coordinates 2 and 3 while reversing their sign, reflection in the hyperplane orthogonal to $(0, 0, -1, -1, 0)$. Finally let R change sign

in the last 2 coordinates. R is an angle π rotation in the plane of the final 2 coordinates. Clearly $\langle L, M \rangle = \Sigma_3$. A little thought shows that $\langle L, M, N, R \rangle = K$. We will refer to R as the roll symmetry.

Now, beginning with the hyperbolic 24-cell, P_{24} , we remove walls G and H . Consider the group Γ_{22} generated by reflections in the remaining 22 walls. To this group we may add the reflective generators L, M, N because they are symmetries. Call the resulting finite extension $\tilde{\Gamma}_{22}$. The group $\langle L, M, N \rangle$ acts by conjugation on the 22 generators of Γ_{22} . Using this action one can conclude that the set

$$\{0^+, 0^-, 3^+, 3^-, A, L, M, N\}$$

generates all of $\Gamma_{22} \cdot \langle L, M, N \rangle = \tilde{\Gamma}_{22}$. With this relatively small generating set one can produce the following Coxeter diagram for $\tilde{\Gamma}_{22}$.

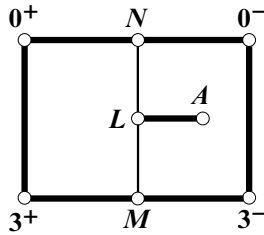


Figure 8: A Coxeter diagram for the extension $\tilde{\Gamma}_{22}$

Let us recall the meaning of the edges of Figure 8. The thick edges indicate walls which are tangent at infinity. The thin edges indicate walls which intersect at angle $\pi/3$. Vertices not joined by an edge indicate walls which intersect orthogonally.

The symmetry group of Γ_{22} also includes the roll symmetry R , which is not a reflection and which is visible in the diagram as reflection in the horizontal line through L and A . We will ultimately show that all nearby representations of Γ_{22} into $\text{Isom}(\mathbb{H}^4)$ remain symmetric, up to conjugation, under the group K generated by L, M, N, R . In particular, any small deformation of Γ_{22} can be viewed as a deformation of the extended group $\tilde{\Gamma}_{22}$. The full symmetry group of Γ_{22} is slightly larger than K , containing it as an index 2 subgroup. An element not in K is obtained by changing the sign of the last coordinate of $\mathbb{R}^{1,4}$. It is visible in the diagram as the symmetry that fixes L, M, N , and A while interchanging 0^+ with 0^- and 3^+ with 3^- . This symmetry, which interchanges the positive and negative octets, is not preserved under nontrivial deformation of Γ_{22} .

5 Deformation preliminaries

Having analyzed the geometry of the hyperbolic 24-cell, P_{24} in some detail, we are now in a position to begin the description of our family of hyperbolic reflection groups. As before, let $\Gamma_{24} < \text{Isom}(\mathbb{H}^4)$ be the hyperbolic reflection group in the walls of P_{24} . Since the 24-cell has finite volume, the group Γ_{24} is a lattice, and is therefore locally rigid as a subgroup of $\text{Isom}(\mathbb{H}^4)$ by Garland–Ragunathan rigidity [11]. In order to have a nontrivial deformation theory we will have to pass to an infinite index subgroup Γ_{22} of Γ_{24} obtained by removing two walls from P_{24} . Before describing this process, we will first prove some preliminary results about the deformations of some simpler subgroups of Γ_{24} . These will allow us to understand the local rigidity of Γ_{24} directly, and, most importantly, understand which principles underlying local rigidity still persist even when there are nontrivial deformations.

First, consider the group $\Gamma_{\text{oct}} < \text{Isom}(\mathbb{H}^3)$ of reflections in a regular ideal right-angled hyperbolic octahedron P_{oct} . This group is isomorphic to any of the 24 subgroups of Γ_{24} preserving a wall of the P_{24} . Each ideal vertex of this octahedron is preserved by the subgroup generated by reflections in the 4 faces which share that vertex. The corresponding point at infinity is the unique point fixed by this entire subgroup; we call such a group a *cuspidal group*. It follows from Calabi–Weil rigidity that there are no nontrivial deformations of Γ_{oct} under which all of the vertex subgroups remain cusp groups. Alternatively, one can note that the 8 faces of P_{oct} intersect $\partial\mathbb{H}^3 = \widehat{\mathbb{C}}$ as shown in Figure 2, and then prove that a continuous deformation in $\widehat{\mathbb{C}}$ of the circles in that figure preserving orthogonal intersections and tangencies is necessarily a conformal motion of $\widehat{\mathbb{C}}$.

However, if the vertex subgroups are not required to remain cusp groups, there are nontrivial deformations. In order to see the geometry of these deformations, we first analyze the deformations of a vertex subgroup. It is isomorphic to the group of reflections in the sides of a Euclidean square, which equals the intersection of a neighborhood of a cusp of P_{oct} with a horosphere based at the corresponding ideal vertex. It is a product of infinite dihedral groups and can be presented in the following way:

$$\Gamma_{\text{rect}} = \{r_i, i = 1, 2, 3, 4 \mid r_i^2 = e = (r_i r_j)^2 \text{ for } |i - j| \equiv 1 \pmod{4}\}.$$

There is a 1-parameter family of representations of this group as cusp groups, parameterized by the modulus of the rectangular, horospherical cross-section. None of the deformations in this family extend to cusp preserving deformations of Γ_{oct} . However, there are other nearby representations of Γ_{oct} that are not cusp groups. To see this, note that for nearby representations the order 2 generators will be represented by

reflections in hyperplanes in \mathbb{H}^3 and the planes corresponding to neighboring edges of the rectangle must intersect in right angles. But there is no requirement that the other pairs of planes, corresponding to opposite edges of the rectangle, remain tangent.

Suppose one pair of opposite planes, P_1, P_3 intersect transversely. The planes intersect the sphere at infinity in circles which intersect in two points. By applying an isometry of \mathbb{H}^3 we can take these points to be 0 and ∞ ; ie, the circles are two lines in $\widehat{\mathbb{C}}$ intersecting at the origin at some angle. Any circle orthogonal to these two lines is centered at the origin and any pair of such circles are disjoint (or equal). Thus, the remaining planes, P_2, P_4 must be a nonzero distance apart. Similarly, if P_1, P_3 are disjoint and not tangent, their corresponding circles at infinity can be taken to be concentric circles centered at the origin, implying that P_2, P_4 intersect $\widehat{\mathbb{C}}$ in two lines through the origin. See Figure 9 for a picture of this arrangement. Such

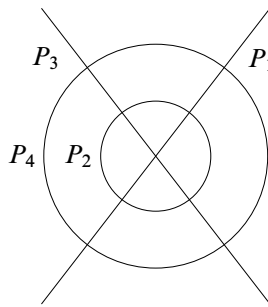


Figure 9: A deformed cusp group

configurations are easily seen to be parametrized locally by the angle of intersection between the two intersecting planes and the distance between the nonintersecting planes. If P_1, P_3 intersect and P_2, P_4 are disjoint, then the products of the corresponding reflections, $r_1 r_3$ and $r_2 r_4$ are, respectively, a rotation by twice the angle of intersection and translation along the geodesic of intersection by twice the distance between P_2 and P_4 . From this it is not difficult to conclude the following.

Lemma 5.1 *Let $\rho: \Gamma_{\text{rect}} \rightarrow \text{Isom}(\mathbb{H}^3)$ be a discrete faithful representation whose image is a cusp group. Then the space of representations $\text{Hom}(\Gamma_{\text{rect}}, \text{Isom}(\mathbb{H}^3))$ near ρ , up to conjugation, is 2-dimensional. In particular, there are nearby representations that are not cusp groups. For such representations, one pair of opposite planes must intersect and the other must be a positive distance apart. The angle of intersection and the distance are local parameters for such representations.*

Proof The only thing that isn't clear from the previous discussion is how the noncusp representations approximate the cusp representations. This is best understood by

examining [Figure 10](#), where the picture on the left shows a cusp group with its parabolic fixed point at the origin, and the picture on the right shows a deformation of the cusp group. \square

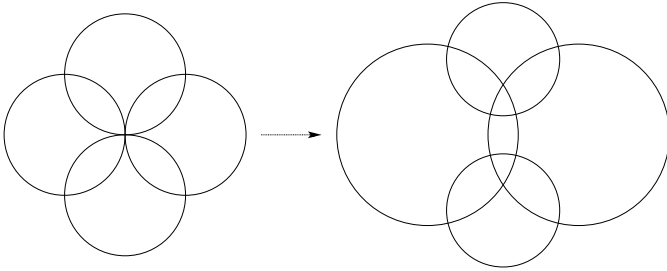


Figure 10: A deformation of a cusp group

The noncusped deformations of the representations of the vertex subgroups of Γ_{oct} can give rise to deformations of the representation of Γ_{oct} itself. These latter representations can be realized as groups of reflections in the faces of families of polyhedra. If a vertex group deforms so that one pair of previously tangent planes intersect and the other pair move a positive distance apart, this is realized in terms of polyhedra by a new edge appearing where there had been an ideal vertex. The edge is formed by the newly intersecting faces; it has two finite vertices where these faces intersect with the two faces that are now a finite distance apart. We will see explicit examples of this phenomenon in later sections. [Figure 18](#) shows a combinatorial model of such a new polyhedron where two opposite vertices of the octahedron have been deformed in this way. The combinatorial choice of which pair of faces intersect can be interpreted as a choice of sign for the angle of intersection, where a positive sign is arbitrarily assigned to a given pair of faces at each vertex. In this way, the parametrization can be seen to be smooth.

Proposition 5.2 *Let $\rho: \Gamma_{\text{oct}} \rightarrow \text{Isom}(\mathbb{H}^3)$ be the discrete faithful representation given by reflections in the faces of the ideal, regular right angled octahedron. The space of representations $\text{Hom}(\Gamma_{\text{oct}}, \text{Isom}(\mathbb{H}^3))$, up to conjugation, near ρ is 6-dimensional. There is one parameter for each vertex of the octahedron, corresponding to the signed angle of intersection.*

Proof The existence and parametrization by angle follows from the corresponding theorem for polyhedra due to Andreev [2] when all of the new dihedral angles are less than $\pi/2$. It requires slightly more work to see how these bounded polyhedra approximate ones with ideal vertices, or, equivalently, how the corresponding groups

of reflections approximate those with some cusp group representations for the vertex subgroups.

Note that these hyperbolic representations of Γ_{oct} need not be discrete or faithful. \square

Although we have used the polyhedral theory of Andreev in explaining [Proposition 5.2](#), there is another viewpoint which connects it more closely to the theory of hyperbolic 3-manifolds. We note that the vertex groups have an index 4 subgroup isomorphic to $\mathbb{Z} \oplus \mathbb{Z}$. A cusp representation of Γ_{rect} restricted to this subgroup is a parabolic representation fixing a point at infinity; the quotient of any horosphere based at that point is a torus. When the representation of Γ_{rect} is deformed into a noncusp representation, the corresponding representation of $\mathbb{Z} \oplus \mathbb{Z}$ preserves a geodesic in \mathbb{H}^3 ; one generator rotates around the geodesic, the other translates along it.

There is an index 4 subgroup of Γ_{oct} in which all of the vertex subgroups lift to torus subgroups; the hyperbolic structure on the ideal octahedron lifts to a complete, finite volume hyperbolic structure on a 6-component link [[17](#), Chapter 6]. Thurston's *hyperbolic Dehn filling theorem* [[17](#), Chapter 5] implies that, for any sufficiently small angles, one can always deform such a hyperbolic structure so that each of the representations of the torus subgroups corresponding to an end of the manifold is of the form above. Topologically, this corresponds to truncating the link complement so that it has 6 torus boundary components and then attaching a solid torus so that the element corresponding to the rotation bounds a disk. Geometrically there will be a singular hyperbolic structure on the resulting closed manifold with singularities along a core geodesic for each attached solid torus.

[Proposition 5.2](#) can be viewed as a special case of the hyperbolic Dehn filling theorem, where the filling is done equivariantly with respect to this order 4 group. Because of this we will describe such deformations of Γ_{oct} as *reflective hyperbolic Dehn filling*.

Secondly, we note that [Proposition 5.2](#) provides a 1-dimensional family of deformations for each ideal vertex while [Lemma 5.1](#) gives a 2-dimensional family for each vertex. This is an explicit example of the half-dimensional phenomenon in the 3-dimensional hyperbolic deformation theory that was mentioned in the introduction. Precisely a half-dimensional subset of the deformations of the (2-dimensional) "boundary groups" (vertex groups in this case) extend over the whole 3-dimensional space.

The process of reflective hyperbolic Dehn filling does not have a precise analog in dimension 4. We can explicitly see the reason for this in our particular situation by analyzing the deformation theory of a vertex subgroup of Γ_{24} . Such a subgroup is isomorphic to the group of reflections in the faces of a Euclidean cube, Γ_{cube} . It has a presentation with 6 generators, $\{r_i\}$, $i = 1, \dots, 6$, of order 2 corresponding to the

6 faces of the cube; there are 12 relations of the form $(r_i r_j)^2 = e$ corresponding to pairs of orthogonal faces of the cube. There is no relation between the reflections corresponding to opposite faces.

In the discrete faithful representation of Γ_{24} in $\text{Isom}(\mathbb{H}^4)$, the vertex subgroups Γ_{cube} are represented by reflections in 3-dimensional hypersurfaces that have exactly one point at infinity in common. In other words they are cusp groups. The key fact is that, unlike the situation in dimension 3 and the representations of Γ_{rect} , all nearby representations of Γ_{cube} are cusp groups.

Lemma 5.3 *Let $\rho: \Gamma_{\text{cube}} \rightarrow \text{Isom}(\mathbb{H}^4)$ be a discrete faithful representation as a cusp group. Then the space $\text{Hom}(\Gamma_{\text{cube}}, \text{Isom}(\mathbb{H}^4))$, up to conjugation, is 2-dimensional near ρ . All nearby representations are cusp groups.*

Proof All representations of Γ_{cube} near ρ will be generated by reflections in 6 distinct 3-dimensional hyperplanes (walls) which we label by $X_i, Y_i, Z_i, i = 1, 2$. Each wall is required to intersect orthogonally those labeled by a distinct letter. At ρ , or any other representation by a cusp group the pairs labeled by the same letter are tangent; however, this is not required by the representation.

There is a 2-dimensional family of cusp representations, corresponding to the shape, up to scale, of the rectangular parallelepiped resulting from the intersection of reflection walls with a horosphere based at the fixed point of the cusp group. We will show that these are the only representations of Γ_{cube} near ρ .

To see this, note that the walls X_i, Y_i all intersect the 3-dimensional hyperplane Z_1 orthogonally, and hence that the subgroup generated by reflections in these 4 walls is conjugate to a representation of Γ_{rect} in $\text{Isom}(\mathbb{H}^3)$. Suppose that there is a representation near ρ for which this subgroup is not a cusp group. Then Lemma 5.1 implies that, after possibly relabeling, the pair X_1, X_2 of walls will intersect while Y_1, Y_2 pull apart a nonzero distance. Applying the same argument to Y_i, Z_i implies that the walls Z_1, Z_2 intersect. However, Lemma 5.1, applied to the group generated by reflections in X_i, Z_i , says that if the Z_i intersect, the X_i must pull apart, a contradiction. Thus, all nearby representations of ρ are cusp groups. \square

We can summarize Lemma 5.3 as saying that locally “cusp groups stay cusp groups”. This is the key step in the general local rigidity theorem of Garland–Raghunathan. The subgroup of a cofinite volume discrete representation into $\text{Isom}(\mathbb{H}^n)$, corresponding to an end of the quotient orbifold will be a cusp representation of an $(n-1)$ -dimensional Euclidean group. They show that, when $n \geq 4$, all nearby representations of this

Euclidean group into $\text{Isom}(\mathbb{H}^n)$ will still be cusp groups. It then follows from Calabi–Weil local rigidity (or Mostow–Prasad global rigidity) that there are no nontrivial deformations.

In our situation, we can even avoid appealing to Calabi–Weil local rigidity to prove Γ_{24} is locally rigid. [Lemma 5.3](#) implies that any continuous deformation of Γ_{24} takes its 24 cusp subgroups to cusp subgroups of $\text{Isom}(\mathbb{H}^4)$. Then [Proposition 5.2](#) implies that the 24 subgroups of Γ_{24} , each of which preserves a wall of the 24–cell, are rigid under a continuous deformation. From this the desired local rigidity of Γ_{24} follows quickly.

6 Defining the deformation

With these preliminary observations concluded, we can now better motivate our process of finding a family of nontrivial deformations related to the inflexible group Γ_{24} .

In search of more flexibility it is natural to first consider a subgroup generated by reflections in 23 of the 24 walls of the hyperbolic 24–cell. For example we could omit the reflection in the letter wall W_H and denote the resulting subgroup by Γ_{23} . If we consider the subgroup of Γ_{23} preserving the wall W_G , we see that it is isomorphic to Γ_{Oct} . Furthermore, referring to [Figure 1](#) we see that all the vertex subgroups of this octahedral subgroup remain part of subgroups of Γ_{23} isomorphic to Γ_{cube} , and thus, by [Lemma 5.3](#), they remain cusp groups. It follows that the octahedral subgroup preserving wall W_G is locally rigid. This implies that, after conjugation, the walls corresponding to $G, 0^-, 1^+, 2^-, 3^+, 4^-, 5^+, 6^-, 7^+$ remain unchanged. Repeating the above argument about vertex subgroups for the eight numbered walls in this list, we see that the subgroups preserving them are also locally rigid. It is then not difficult to conclude that Γ_{23} is also infinitesimally rigid despite the fact that its covolume is clearly infinite. (A variant of this minimally computational approach to the infinitesimal rigidity of Γ_{23} was explained to us by D Allcock after we first observed it through a brute force computation.)

Since the above local rigidity argument relied on the local rigidity of the octahedral subgroup preserving to wall W_G , we are led to remove that wall as well. Thus, we continue on to the subgroup $\Gamma_{22} < \Gamma_{24}$ generated by reflections in all the walls other than W_G and W_H . The hyperbolic orbifold $\mathbb{H}^4 / \Gamma_{22}$ has infinite volume. It is obtained by taking the hyperbolic polytope P_{24} and attaching a 4–dimensional Fuchsian end to its G and H walls (see [Section 2.3](#)). The convex core of Γ_{22} has totally geodesic boundary. It is the orbifold with boundary obtained from P_{24} by mirroring all its

walls other than W_G and W_H . The G and H walls remain unmirrored, forming the boundary of the convex core.

The 24-cell is self-dual, and therefore has 24 cusps. Passing from Γ_{24} to Γ_{22} opens up exactly 12 of these cusps. Specifically, all 24 cusps of Γ_{24} have rank 3 (ie they are virtually a rank 3 free abelian group). After throwing away the wall W_G , the six cusps involving the wall W_G become reflections in 5 sides of a cube, which is virtually a rank 2 abelian group. Similarly, after throwing away the wall W_H , six more cusps become rank 2. It's easy to check that no cusp involves both W_G and W_H . Γ_{22} is left with 12 cusps of rank 3, and 12 cusps of rank 2. For example, the cusp of Γ_{24} formed by the walls corresponding to A , B , 0^+ , 0^- , 3^+ , and 3^- remains rank 3 in Γ_{22} . The cusp of Γ_{24} formed by the walls corresponding to A , G , 0^- , 1^+ , 2^- , and 3^+ opens up to a rank 2 cusp in Γ_{22} . By [Lemma 5.3](#), under any deformation of Γ_{22} the rank 3 cusps will remain rank 3 cusps, at least near the initial group Γ_{22} . As we will soon see, the same is not true for the rank 2 cusps.

Although we can no longer repeat the argument used for the local rigidity of Γ_{23} , it is not clear whether or not Γ_{22} is again infinitesimally rigid as a representation in $\text{Hom}(\Gamma_{22}, G)$. We can quickly do a dimension count. The space of arrangements of 22 hyperplanes in \mathbb{H}^4 has dimension 88. There are 80 orthogonality conditions, each assumed to kill 1 dimension. This leaves 8 dimensions. After subtracting 10 for the action of G we are left with a (-2) -dimensional deformation space. From this we may naively expect Γ_{22} to be infinitesimally rigid. This simple dimension count yields the wrong answer in this case; the group Γ_{22} will turn out to have nontrivial deformations.

A natural way to start the search for flexibility is by looking for deformations of Γ_{22} which preserve some of its symmetries. In [Section 12](#) we will prove that all nearby representations of Γ_{22} remain symmetric, up to conjugation, by an index 2 subgroup of the group of symmetries of Γ_{22} . However, in the interest of getting more quickly to the family of examples, we will simply assume that these symmetries are preserved. By narrowing the possibilities in this way it is much easier to find a nice deformation.

Recall the subgroup K of symmetries of Γ_{22} that was discussed in [Section 4](#). It acts on $\mathbb{R}^{1,4}$ by fixing the 0-th coordinate and by preserving the final coordinate up to sign. It acts on the remaining coordinates by permutation and sign change. The total number of sign changes on all the coordinates is required to be even so the sign of the final coordinate is changed when the number of sign changes on the other coordinates is odd. Thus, an element of K is uniquely determined by its action on the copy of \mathbb{R}^3 determined by the middle 3 coordinates. We will search for deformations of Γ_{22} that continue to be symmetric under K .

First, consider the possible configurations of the letter walls. A key observation is that any deformation of Γ_{22} will preserve the tangencies between the remaining 6 letter walls. This is because the cusp groups to which they belong in Γ_{24} remain rank 3 even after the removal of walls W_G and W_H . By Lemma 5.3 these subgroups will remain cusp groups and walls that were tangent remain so. If a deformation is to remain symmetric under K , then the letter walls must remain symmetric under the action of K . We see below that this implies that the entire configuration of the letter walls is fixed. It is rather remarkable that, even with this rigid configuration of 6 of the walls, we will still be able to deform our polyhedron and its corresponding reflection group.

From the initial list of space-like vectors (Table 1), we consider those corresponding to the six remaining walls from the letter octet.

$$\begin{aligned} A &= (1, \sqrt{2}, 0, 0, 0) & B &= (1, 0, \sqrt{2}, 0, 0) \\ C &= (1, 0, 0, \sqrt{2}, 0) & D &= (1, 0, 0, -\sqrt{2}, 0) \\ E &= (1, 0, -\sqrt{2}, 0, 0) & F &= (1, -\sqrt{2}, 0, 0, 0) \end{aligned}$$

Suppose that $A(t)$ through $F(t)$ are paths of space-like vectors defining one-parameter deformations of walls W_A through W_F , beginning at $t = 1$. Let us assume that $A(1) = A$, $B(1) = B$, etc. We also assume that the deformation preserves the tangencies of the original walls. Furthermore, we restrict attention to symmetric deformations of the letter walls. This means that, for fixed t , the orbit of $A(t)$ under K has size 6 and consists of the space-like vectors determining the other deformed walls. Since the action of K fixes e_0 , it acts on the \mathbb{R}^4 spanned by the last 4 coordinate vectors and the orbit must have size 6 there as well. This means that the stabilizer subgroup H of $A(t)$ has order 8.

The symmetry group K is of order 48, isomorphic to $E \rtimes \Sigma_3$, where E is the subgroup of order 8 consisting of an even number of sign changes and Σ_3 is the permutation group of the first 3 coordinates of \mathbb{R}^4 . Consider the map of K onto Σ_3 with kernel E . The subgroup H cannot equal E since the only point in \mathbb{R}^4 fixed by this subgroup is the origin, which is fixed by all of K . Thus the image of H in Σ_3 must be nontrivial. Since it contains no element of order 3, the image must be of order 2, generated by a single transposition. Up to conjugation of H in K , we may assume that the transposition interchanges e_2 and e_3 . It follows that H is conjugate to the subgroup of K interchanging e_2 and e_3 , together with all possible sign changes of those two coordinates. That subgroup is the full stabilizer of precisely those vectors of the form $(b, 0, 0, 0)$, $b \neq 0$. This implies that, near $t = 1$, $A(t)$ must be of the form $(a, b, 0, 0, 0) = ae_0 + be_1$; the other space-like vectors are obtained from this by sending e_1 to $\pm e_i$, where $i = 1, 2, 3$. After scalar multiplication, we can assume that

$b^2 - a^2 = 1$ and that $a > 0$. Note that the space-like vectors have these normalized properties at $t = 1$.

Finally, the condition that, for example, the walls W_A and W_B remain tangent means that the Minkowski dot product of their corresponding space-like vectors continues to equal -1 . Since this equals $-a^2$, we conclude that $a = 1$ and $b = \sqrt{2}$, where the sign of b for $A(t)$ is determined by continuity. All the other tangencies between the letter walls will then similarly be preserved.

It follows that all of the letter walls remain constant, and we have proved the following proposition.

Proposition 6.1 *Suppose that $A(t)$ through $F(t)$ are paths of Minkowski-unit vectors defining one-parameter deformations of walls W_A through W_F such that $A(1) = A$, $B(1) = B$, etc. Assume the deformation preserves the tangencies between the walls present when $t = 1$. Moreover, assume that the walls remain symmetric under the group K of symmetries of Γ_{22} that preserve the positive and negative octets of numbered walls. Then the deformation is trivial, ie all of the letter walls remain unchanged.*

In fact, the conclusion of this proposition holds under the weaker assumption that the deformation respect only the roll symmetry R (defined near the end of Section 4) and that tangencies are preserved. Furthermore, although we have assumed that the deformation of the letter walls is symmetric under the explicit finite group K of isometries of \mathbb{H}^4 , it suffices to assume that the deformed walls remain symmetric under a finite group isomorphic to K . Any such nearby symmetry group will be conjugate to K so that, by conjugation, the deformed group could be made to be symmetric under K itself. However, we will not need to use any of these facts.

We have seen that any symmetry preserving deformation of Γ_{22} will, up to conjugation, fix the space-like vectors corresponding to the letter walls. Now we will assume that these vectors are fixed exactly and try to find space-like vectors for the remaining walls that satisfy the required orthogonality conditions.

Begin with the vector $\mathbf{0}^+ = (\sqrt{2}, 1, 1, 1, 1)$. It is orthogonal to A , B , and C . If we vary the vector under a deformation, $\mathbf{0}^+(t)$, it must remain orthogonal to A , B , and C for all t . This implies that, up to scale,

$$\mathbf{0}^+(t) = (\sqrt{2}, 1, 1, 1, a^+(t)).$$

A similar analysis for $\mathbf{0}^-$ shows that

$$\mathbf{0}^-(t) = (\sqrt{2}, 1, 1, 1, a^-(t)).$$

Finally, the vectors $\mathbf{0}^+(t)$ and $\mathbf{0}^-(t)$ must remain orthogonal for all t . Therefore $a^+(t) \cdot a^-(t) = -1$. From this we can conclude that

$$\mathbf{0}^+(t) = (\sqrt{2}, 1, 1, 1, 1/t) \quad \text{and} \quad \mathbf{0}^-(t) = (\sqrt{2}, 1, 1, 1, -t)$$

are the unique paths satisfying the required orthogonality conditions, up to scaling and reparametrization.

Repeating this analysis for the 14 other numbered space-like vectors forces us to the list of paths of space-like vectors found in [Table 3](#). These paths are similarly unique up to scaling and reparametrization.

$\mathbf{0}^+ = (\sqrt{2}, 1, 1, 1, 1/t),$	$\mathbf{0}^- = (\sqrt{2}, 1, 1, 1, -t),$
$\mathbf{1}^+ = (\sqrt{2}, 1, -1, 1, -1/t),$	$\mathbf{1}^- = (\sqrt{2}, 1, -1, 1, t),$
$\mathbf{2}^+ = (\sqrt{2}, 1, -1, -1, 1/t),$	$\mathbf{2}^- = (\sqrt{2}, 1, -1, -1, -t),$
$\mathbf{3}^+ = (\sqrt{2}, 1, 1, -1, -1/t),$	$\mathbf{3}^- = (\sqrt{2}, 1, 1, -1, t),$
$\mathbf{4}^+ = (\sqrt{2}, -1, 1, -1, 1/t),$	$\mathbf{4}^- = (\sqrt{2}, -1, 1, -1, -t),$
$\mathbf{5}^+ = (\sqrt{2}, -1, 1, 1, -1/t),$	$\mathbf{5}^- = (\sqrt{2}, -1, 1, 1, t),$
$\mathbf{6}^+ = (\sqrt{2}, -1, -1, 1, 1/t),$	$\mathbf{6}^- = (\sqrt{2}, -1, -1, 1, -t),$
$\mathbf{7}^+ = (\sqrt{2}, -1, -1, -1, -1/t),$	$\mathbf{7}^- = (\sqrt{2}, -1, -1, -1, t),$
$\mathbf{A} = (1, \sqrt{2}, 0, 0, 0),$	$\mathbf{B} = (1, 0, \sqrt{2}, 0, 0),$
$\mathbf{C} = (1, 0, 0, \sqrt{2}, 0),$	$\mathbf{D} = (1, 0, 0, -\sqrt{2}, 0),$
$\mathbf{E} = (1, 0, -\sqrt{2}, 0, 0),$	$\mathbf{F} = (1, -\sqrt{2}, 0, 0, 0).$

Table 3: A deformation of the group Γ_{22}

The computation showing that the original 80 orthogonality relations between the 22 generators of Γ_{22} are valid for all t is essentially the same as that done in [Section 3](#) for Γ_{24} , the reflection group of the hyperbolic 24-cell. The coefficients of the numbered space-like vectors only change in the final coordinate; that coordinate is $\pm 1/t$ for all the positive vectors and $\pm t$ for all the negative vectors with the same signs as before. Thus the contribution to the dot product of a positive and a negative vector will still be ± 1 , the signs remaining the same. Those that were orthogonal will remain so. The letter vectors remain exactly the same and have coefficient 0 in the final coordinate so their dot products with the numbered vectors are exactly the same.

Note, however, that the norms of the numbered vectors, the dot products among the positive vectors, and the dot products among the negative vectors are all changing. So the relationships between the nonorthogonal walls will vary. In particular, some pairs of previously tangent positive walls intersect and some previously tangent negative walls pull apart. The pairs behaving in this way are those which are diagonal across a face of the inner or the outer cube in [Figure 1](#). The remaining pairs of previously tangent numbered walls and all the previously tangent letter walls remain tangent. Those walls that are a positive distance apart at $t = 1$ remain so for nearby values of t , indeed up to $t = \sqrt{1/7}$. (There is no particular significance to this value of t as the new intersections of walls occurring at that time take place away from the polytope itself. This will become clearer once we have discussed the geometry of the extended group $\tilde{\Gamma}_{22}$ in more detail.)

These facts can be easily derived using [Table 3](#) and Formulae (2-1) and (2-2), using symmetry to reduce the number of computations required. For later reference, we record the results of these computations here:

Proposition 6.2 *Suppose $\sqrt{1/7} < t < 1$ and consider any pair of the 22 hyperplanes of \mathbb{H}^4 determined by the space-like vectors $\{0^+, 0^-, \dots, 7^-, A, \dots, F\}$.*

- (1) *If they are separated by a strictly positive distance in P_{24} then they are still separated by a strictly positive distance.*
- (2) *If they intersect orthogonally in P_{24} then they still intersect orthogonally.*
- (3) *If they are tangent at infinity in P_{24} then they are either tangent at infinity, separated by a distance ℓ , or intersect at an angle θ , where*

$$\cos(\theta) = \frac{3t^2 - 1}{1 + t^2} \quad \text{and} \quad \cosh(\ell) = \frac{3 - t^2}{1 + t^2}.$$

Explicitly, the following pairs intersect at angle θ :

$$\{1^+, 3^+\}, \{3^+, 5^+\}, \{5^+, 7^+\}, \{7^+, 1^+\}, \{1^+, 5^+\}, \{3^+, 7^+\}, \\ \{2^+, 0^+\}, \{0^+, 4^+\}, \{4^+, 6^+\}, \{6^+, 2^+\}, \{2^+, 4^+\}, \{0^+, 6^+\}.$$

The following pairs are separated by a distance ℓ :

$$\{2^-, 0^-\}, \{0^-, 4^-\}, \{4^-, 6^-\}, \{6^-, 2^-\}, \{2^-, 4^-\}, \{0^-, 6^-\}, \\ \{1^-, 3^-\}, \{3^-, 5^-\}, \{5^-, 7^-\}, \{7^-, 1^-\}, \{1^-, 5^-\}, \{3^-, 7^-\}.$$

Finally, any pair which is tangent at infinity in P_{24} and is not contained in either of the previous two lists, remains tangent at infinity.

With Table 3 we can define the path of homomorphisms

$$\rho_t: \Gamma_{22} \rightarrow \text{Isom}(\mathbb{H}^4)$$

in the obvious way: ρ_t takes reflection in the wall W_V to reflection in the wall $W_{V(t)}$ orthogonal to $V(t)$, where V is a symbol from the list $\{\mathbf{0}^+, \mathbf{0}^-, \dots, \mathbf{7}^-, A, \dots, F\}$. The representation ρ_t is defined for all $t > 0$, and ρ_1 is the inclusion map. Let $\sigma: \Gamma_{22} \rightarrow \Gamma_{22}$ be the automorphism described by changing the sign of the third spatial coordinate of the vectors $\{\mathbf{0}^+, \mathbf{0}^-, \dots, \mathbf{7}^-, A, \dots, F\}$. The deformation ρ_t has the symmetry $\rho_t \circ \sigma = \rho_{1/t}$. For this reason we will restrict our attention to values of $t \leq 1$.

Recall the symmetries L , M , and N of Γ_{22} : L permutes the first two spatial coordinates, M permutes the middle pair of spatial coordinates, and N permutes the middle pair of spatial coordinates while changing their signs. A quick inspection of Table 3 reveals that these reflections remain symmetries of $\rho_t(\Gamma_{22})$ for all t . This means our deformation extends to a deformation $\tilde{\rho}_t$ of the extended reflection group

$$\tilde{\Gamma}_{22} := \langle \Gamma_{22}, L, M, N \rangle,$$

where $\tilde{\rho}_t$ fixes L , M , and N , and equals ρ_t on Γ_{22} . For the sake of notational simplicity, let us denote this extended representation $\tilde{\rho}$ by simply ρ .

As shown in Section 4, $\tilde{\Gamma}_{22}$ is generated by the elements of the set

$$\{\mathbf{0}^+, \mathbf{0}^-, \mathbf{3}^+, \mathbf{3}^-, A, L, M, N\}.$$

By abusing the standard notation slightly we can draw the Coxeter diagram of $\rho_t(\tilde{\Gamma}_{22})$ for $0 < t < 1$ as in Figure 11. Let us recall the meaning of the edges of Figure 11.

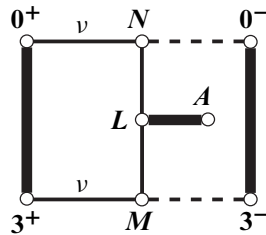


Figure 11: A Coxeter diagram for the deformation $\tilde{\rho}_t(\tilde{\Gamma}_{22})$

The thick solid edges indicate walls which are tangent at infinity. The dotted edges indicate walls which are separated by a positive distance. The thin unlabeled solid edges indicate walls which intersect at angle $\pi/3$. Vertices not joined by an edge indicate walls intersecting orthogonally. Finally, edges labeled by ν indicate walls

intersecting at angle

$$\frac{\pi}{v} = \arccos \sqrt{\frac{2t^2}{1+t^2}}.$$

One can check that this angle is $\theta/2$, where θ is the angle from Proposition 6.2.

Note that v is not necessarily an integer. However, the values of t for which v is an integer will be of particular interest.

Recall the following special case of the Poincaré lemma.

Theorem 6.3 [12] *Suppose $\Gamma < \text{Isom}(\mathbb{H}^n)$ is a group generated by reflections in a finite set of hyperplanes. Assume these hyperplanes bound a convex region P and every pair is either disjoint, tangent at infinity, or intersect at an angle of the form π/n for some $n \in \{2, 3, 4, \dots\}$. Then Γ is a discrete subgroup of $\text{Isom}(\mathbb{H}^n)$ with a fundamental domain given by P .*

Let's apply this theorem to the groups $\rho_t(\tilde{\Gamma}_{22})$. First we must show that the hyperplanes of $\rho_t(\tilde{\Gamma}_{22})$ bound a convex domain in \mathbb{H}^4 . For this it suffices to find a time-like vector $v \in \mathbb{R}^{1,4}$ such that $(v, w(t)) < 0$ for all $t > 0$, where w is any symbol from the list $\{0^+, 0^-, 3^+, 3^-, A, L, M, N\}$. For such a v , $v/\|v\|$ will be a point of \mathbb{H}^4 lying on the negative side of all 8 generating walls of $\rho_t(\tilde{\Gamma}_{22})$. A good first guess at v is $(1, 0, 0, 0, 0)$, except this lies in the walls of L , M , and N . Perturbing this to $v = (1, 1/10, 1/100, 0, 0)$ yields the desired vector for all t .

With v in hand we can apply Theorem 6.3 to conclude that $\rho_t(\tilde{\Gamma}_{22})$ is a discrete subgroup of $\text{Isom}(\mathbb{H}^4)$ if

$$v(t) = \frac{\pi}{\arccos \sqrt{2t^2/(1+t^2)}}$$

is an integer.

Let $t_n < 1$ be parameter values chosen such that $v(t_n) = n$, ie

$$(6-1) \quad t_n = \sqrt{\frac{\cos^2(\pi/n)}{2 - \cos^2(\pi/n)}},$$

where $n \in \{2, 3, 4, \dots\}$. Note that $t_2 = 0 < t_3 < t_4 < \dots$, and $t_n \rightarrow 1$. For each $n > 2$ we see that $\rho_{t_n}(\tilde{\Gamma}_{22})$ is a discrete subgroup. Therefore $\rho_{t_n}(\Gamma_{22})$ is also discrete. We will write ρ_{t_n} as simply ρ_n .

Let us summarize these results in the following proposition.

Proposition 6.4 Consider the subgroup Γ_{22} of $\text{Isom}(\mathbb{H}^4)$. There exists a 1-parameter family of representations $\rho_t : \Gamma_{22} \rightarrow \text{Isom}(\mathbb{H}^4)$ defined for $t > 0$ such that ρ_1 is the inclusion map, and ρ_t fixes the letter generators $\{A, B, \dots, F\}$ for all t . Moreover, ρ_t is the unique such family up to reparametrization of the t -coordinate. There exists a sequence of parameter values $\{t_n\}$ increasing to 1 such that $\rho_n = \rho_{t_n}$ has discrete image for all n . This sequence $\{t_n\}$ is given explicitly by Formula (6-1).

Notice that the letter space-like vectors A through F are all orthogonal to the vector $e_4 = (0, 0, 0, 0, 1)$. Let $V \subset \mathbb{H}^4$ be the codimension 1 hyperplane orthogonal to e_4 , $\partial V \subset \partial \mathbb{H}^4$ its boundary at infinity. A remarkable feature of the deformation described in Table 3 is the pattern in ∂V formed by its intersections with the walls corresponding to $0^+, 0^-, \dots, 7^-, A, \dots, F$. Figure 12 shows this pattern. The notation $0^\pm, 1^\pm$, etc, indicates that the triple intersections $\partial V \cap \partial W_{0^+} \cap \partial W_{0^-}$, $\partial V \cap \partial W_{1^+} \cap \partial W_{1^-}$, etc are each 1-dimensional, rather than the expected dimension of 0.

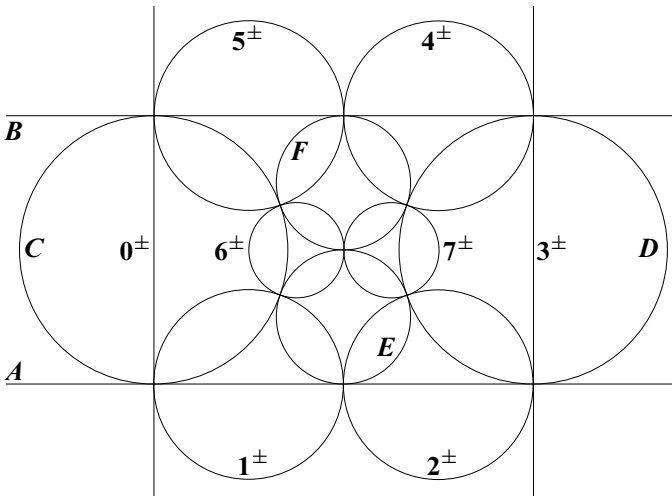


Figure 12: The intersection pattern with ∂V

In Figure 12 there are 12 points given by the common intersection of 4 distinct circles, for example the intersection of $B, C, 0^\pm$, and 5^\pm . These points are cusps of the initial group Γ_{22} and they remain the cusps of the deformed group for all $t > 0$. To see this recall that the letter walls remain constant throughout the deformation. In particular, they will always be orthogonal to ∂V at infinity and intersect it in precisely the same way. Their 12 points of tangency at infinity correspond to the fixed points of

the 12 vertex cusp groups that must remain cusped by [Lemma 5.3](#). Since the reflections in the numbered walls are also part of these cusp groups in the same combinatorial pattern, they must continue to pass through these same points at infinity. Since each numbered wall passes through 3 cusps, they must intersect ∂V in the same circles (since 3 points determine a circle).

What *does* change in this configuration is the angle at which the numbered walls intersect ∂V (hence V). Unlike the letter walls, which are orthogonal to V throughout the deformation, the numbered walls all begin at $t = 1$ intersecting V at angle $\pi/4$. The angles of intersection of V with the *negative walls* are all the same; they go towards $\pi/2$ as $t \rightarrow 0$. Similarly, all the angles of intersection with the *positive walls* are equal and go towards 0 as $t \rightarrow 0$. In fact, all the positive walls converge to V itself.

Thus there is a 3-dimensional, totally geodesic subset that exists in all of the polyhedra throughout the deformation. As $t \rightarrow 0$, the polyhedra collapse onto this subset. Algebraically, the representations of Γ_{22} converge to one preserving the 3-dimensional geodesic subspace V . The image of this limiting representation, viewed as being in $\text{Isom}(\mathbb{H}^3)$, equals the group of reflections in the ideal *cuboctahedron*. This limiting process will be discussed further in [Section 14](#).

7 Viewed in the sphere at infinity

The explicit list of vectors in [Table 3](#) does not give much insight into the geometry of the deformation it determines. For this we first return to the conformal model of spheres in S^3 , viewed in \mathbb{R}^3 using stereographic projection. We will then describe a family of polytopes \mathcal{F}_t in \mathbb{H}^4 which are deformations of the fundamental domain for Γ_{22} and that, for certain values of t , serve as fundamental domains for the discrete subgroup $\rho_t(\Gamma_{22})$ of G described in [Proposition 6.4](#). The descriptions given in this section are valid for values of t strictly between 1 and $\sqrt{3/5} \approx 0.775$, which correspond to the values of θ (the angle of intersection between newly intersecting walls) strictly between 0 and $\pi/3$. We will worry later about other values of the deformation parameter.

In [Figure 6](#) the arrangement of the 2-spheres at infinity for the walls of P_{24} , the hyperbolic 24-cell, is described in terms of a cube in \mathbb{R}^3 . The planes determining the 6 faces of the cube are $S_A, S_B, S_{0+}, S_{0-}, S_{3+}$, and S_{3-} . They meet in the point at infinity of $\mathbb{R}^3 \cup \infty$ which corresponds to one of the cusps of P_{24} . The edges of the cube are diameters of 12 more of the spheres and, finally, there is the internal collection of 6 spheres pictured in [Figure 4](#) that meet in the center of the cube and are each tangent to one face of the cube. The arrangement of spheres corresponding to the polytope P_{22} , defined by removing two walls from P_{24} , is obtained by removing

the two spheres S_G and S_H . Their diameters are opposite vertical edges of the cube (the front right and back left ones in [Figure 6](#)). Note that S_G and S_H are disjoint, not even tangent.

After we remove these two spheres there are still 80 orthogonal pairs among the remaining 22 spheres. These correspond to the 80 relations among the generating reflections of the group Γ_{22} . According to [Proposition 6.4](#), there is a 1-parameter family of nontrivial deformations of Γ_{22} , hence, of nontrivial deformations of these remaining spheres preserving the 80 orthogonality conditions. We will try to understand this family by describing how the spheres at infinity move.

By [Lemma 5.3](#) the walls $W_A, W_B, W_{0+}, W_{0-}, W_{3+}$, and W_{3-} continue to represent a cusp group so their spheres at infinity continue to meet in a single common point which we can keep as the point at infinity. Then these spheres will continue to be planes. They still determine a rectangular parallelepiped but we will see below that it will no longer be a cube.

Because of the symmetries preserved by the deformation, the walls corresponding to the members of each of the original three octets – the letter walls (of which there remain only 6), the positive, and the negative walls – all behave in the same manner. But the three types of walls behave very differently. We can see the 3 types of behavior by looking at the faces of the cube and their intersections with the other spheres.

First, consider S_A which is the xy -plane in [Figure 6](#). It is intersected orthogonally by the $0^\pm, 1^\pm, 2^\pm, 3^\pm$ spheres, forming the ideal octahedral pattern seen in [Figure 2](#). The ideal vertices of this octahedron correspond to the four vertices of the square, the point at infinity, and the center of the square. These are each part of a cusp vertex of the original hyperbolic 24-cell. However, when the two walls are removed, two of the vertex subgroups of this octahedral reflection group (corresponding to the lower left and upper right vertices of the square in [Figure 2](#)) are no longer part of a rank 3 cusp group and thus are no longer constrained to be represented by cusp groups. The configuration of circles in S_A determined by orthogonal intersection with the other eight spheres is no longer rigid. [Figure 13](#) provides a picture of how they move.

Four of the original six vertices of the ideal octahedron are still part of rank 3 cusps so they will remain cusped. Keeping one cusped vertex at the point at infinity, four of the circles remain straight lines. However, the rectangle they determine is no longer a square. At the two noncusped vertices of the rectangle one circle pulls away from the line to which it was previously tangent, and one circle intersects a previously tangent line in an angle labeled θ . In other words, as required by [Proposition 5.2](#) for any nontrivial deformation, reflective hyperbolic Dehn filling has occurred at these two vertices.

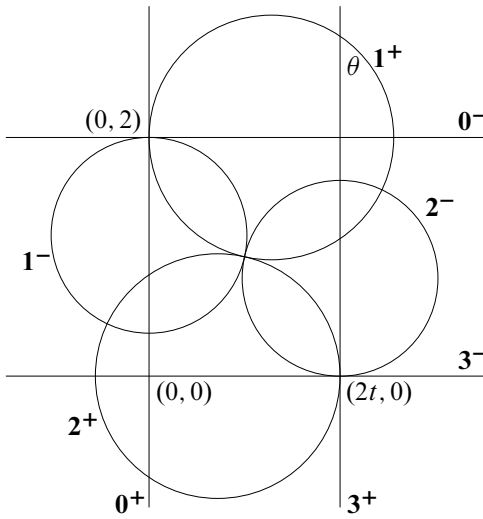


Figure 13: Slicing along wall A at $t = 0.8$

The same process occurs on the parallel face of the cube, determined by S_B , where circles of intersection with the 1^\pm and 2^\pm spheres are replaced by intersections with 4^\pm and 5^\pm spheres. Specifically, on S_A the circles of intersection with S_{1-} and S_{2-} pull away from one of the sides of the rectangle to which they were tangent while the circles of intersection with S_{1+} and S_{2+} push across one of the sides. On S_B the circles of intersection with S_{4-} and S_{5-} pull away while S_{4+} and S_{5+} push across. This describes the behavior of all the spheres whose diameters had been the horizontal edges of the cube. The two remaining spheres whose diameters had been vertical edges, S_C and S_D , continue to be tangent to the horizontal planes S_A and S_B .

Finally, we note that the 6 spheres which had been inside the cube continue to intersect at a single point corresponding to a rank 3 cusp of the deformed group. Of these S_E and S_F continue to be tangent to the planes S_A and S_B , respectively, while S_{6-} and S_{7-} pull away from the planes S_{0-} and S_{3-} and spheres S_{6+} and S_{7+} poke through the planes S_{0+} and S_{3+} .

With this qualitative description of the movement of the spheres we can describe how the intersection pattern of the spheres with the vertical faces of the rectangular parallelepiped change under the deformation. On the vertical faces the initial configuration of circles in Figure 6 is conformally equivalent to that of the horizontal faces because of the symmetries of P_{24} . However, the effect of removing the walls W_G and W_H is more dramatic on the vertical faces because now one of the spheres that had provided a circle of intersection has been completely removed. In P_{22} the walls that had intersected

these removed walls in P_{24} now intersect the sphere at infinity in a conformal ideal triangle corresponding to the face of intersection with W_G or W_H that has been removed. Every numbered wall has exactly one such removed face.

Consider the vertical face corresponding to W_{0^-} , a negative wall. On the sphere at infinity the effect of removing the wall W_G is that an ideal triangle that has been uncovered, corresponding to the intersection of W_{0^-} with the sphere at infinity. This ideal triangle is bounded by the circles (line) of intersection of S_{0^-} with S_{1^+} , S_{5^+} , and S_{3^+} . During the deformation, these sides, which were tangent, begin to intersect in a positive angle that will increase as t decreases from 1 towards 0. This can be seen in Figure 13 where one sees S_{1^+} and S_{3^+} begin to intersect. From the parallel figure corresponding to the top of the cube (S_B), one sees the same thing occurring between S_{5^+} and S_{3^+} . Because their radii are increasing, the spheres S_{3^+} and S_{5^+} also begin to intersect.

At $t = 1$, W_{0^-} has infinite volume and intersects ∂H_{0^-} in a conformal triangle with interior angles zero. For the values of t we are considering, W_{0^-} continues to have infinite volume and intersect ∂H_{0^-} in a conformal triangle. However, in this case the triangle will have interior angles θ . This transition is described in Figures 14 and 15, where we have labeled the magenta triangle where W_{0^-} intersects ∂H_{0^-} .

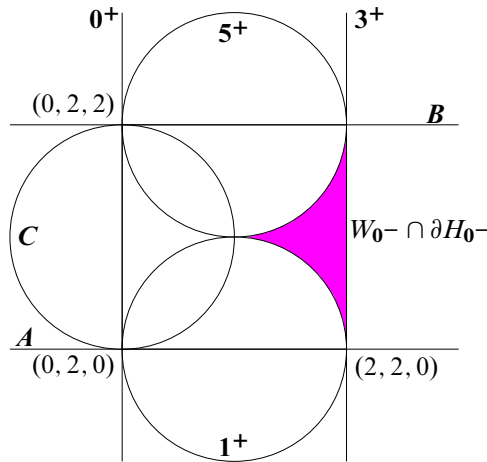


Figure 14: Slicing along wall 0^- at $t = 1$

Similarly, we consider the vertical face corresponding to W_{3^+} , a positive wall. In this case, the uncovered ideal triangle is bounded by the circles (line) coming from intersection with S_{2^-} , S_{4^-} , and S_{0^-} . During the deformation, these sides begin to pull apart and the uncovered region becomes a right angled hexagon. There is a

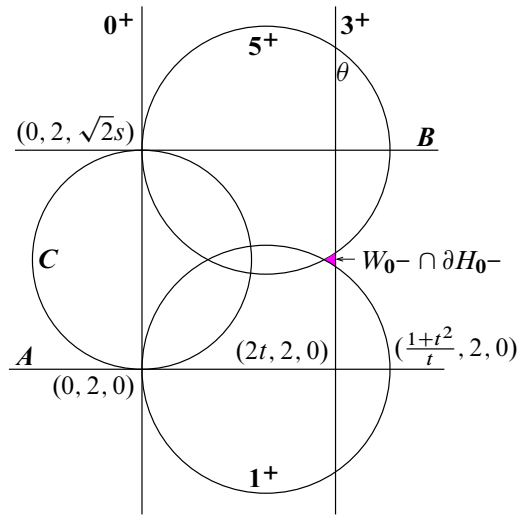


Figure 15: Slicing along wall 0^- at $t = 0.8$

further complication as the spheres S_{1^+} , S_{5^+} , and S_{7^+} that were tangent to S_{3^+} push through it, causing new intersections. These create the 3 new edges in the transition from a triangle to a hexagon. The new intersections with S_{1^+} and S_{5^+} can be seen in Figure 13 and its counterpart figure for the top of the cube while S_{7^+} is an internal sphere that begins to poke through. This transition is described in Figures 16 and 17, where we have labeled the magenta hexagon where W_{3^+} intersects ∂H_{3^+} .

There is a new phenomenon in this case coming from the new spheres that intersect S_{3^+} . In the previous two cases, all of the transverse intersections between spheres were at angle $\pi/2$. In this case, whereas the spheres S_V for $V \in \{0^-, 2^-, 3^-, 4^-, A, B, D\}$ intersect S_{3^+} orthogonally, for $V \in \{1^+, 5^+, 7^+\}$ the intersection is at an angle θ . Therefore the dihedral angle associated to the faces 1^+ , 5^+ , and 7^+ of W_{3^+} will be θ . In Figure 17 orthogonal intersections are indicated by black circles and lines, while intersections at angle θ are indicated by the three brown circles.

In order to support the previous qualitative description of the behavior of the 2-spheres in the sphere at infinity, we present Table 4, which is a list of the centers and radii for the 22 spheres as a function of t . We have introduced a parameter $s = \sqrt{1 + t^2}$.

This list can be obtained from the list of space-like vectors in Table 3, and stereographic projection. Our choice of stereographic projection is a variant of the one used at the end of Section 3.

Using this list we can see, in a more computational form, some of the qualitative features of the deformation as described above. First, from the equations for the planes,

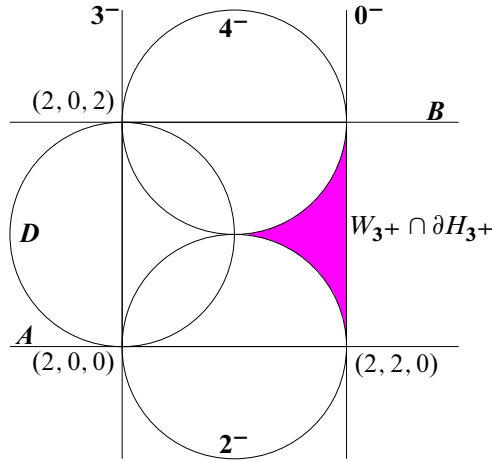


Figure 16: Slicing along wall 3^+ at $t = 1$

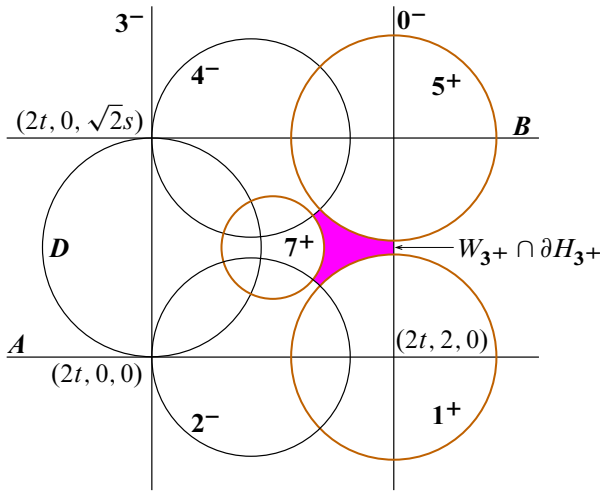


Figure 17: Slicing along wall 3^+

one can see how the shape of the rectangular parallelepiped is changing. Also, the process of deforming Figure 2 into Figure 13 can be seen explicitly. We see that the spheres S_{0^-} , S_{0^+} , S_{3^-} , and S_A do not move. The plane S_{3^+} moves to the left with speed 2. The spheres S_{1^+} , S_{1^-} , S_{2^-} , and S_{2^+} “rotate” about a central axis. One could also, using formulae from Euclidean geometry, compute the angle of intersection between various pairs of spheres. However, this is more easily done using the space-like vectors in Table 3.

sphere	center	radius
S_{0-}	the xz -plane shifted by the vector $(0, 2, 0)$	
S_{0+}	the yz -plane	
S_{3+}	the yz -plane shifted by the vector $(2t, 0, 0)$	
S_{3-}	the xz -plane	
S_{1+}	$(\frac{s^2}{2t}, 2, 0)$	$\frac{s^2}{2t}$
S_{1-}	$(0, \frac{3-t^2}{2}, 0)$	$\frac{s^2}{2}$
S_{2-}	$(2t, \frac{s^2}{2}, 0)$	$\frac{s^2}{2}$
S_{2+}	$(\frac{3t^2-1}{2t}, 0, 0)$	$\frac{s^2}{2t}$
S_{5+}	$(\frac{s^2}{2t}, 2, \sqrt{2}s)$	$\frac{s^2}{2t}$
S_{5-}	$(0, \frac{3-t^2}{2}, \sqrt{2}s)$	$\frac{s^2}{2}$
S_{4-}	$(2t, \frac{s^2}{2}, \sqrt{2}s)$	$\frac{s^2}{2}$
S_{4+}	$(\frac{3t^2-1}{2t}, 0, \sqrt{2}s)$	$\frac{s^2}{2t}$
S_{6-}	$(t, \frac{4+s^2}{4}, \frac{\sqrt{2}s}{2})$	$\frac{s^2}{4}$
S_{6+}	$(t - \frac{s^2}{4t}, 1, \frac{\sqrt{2}s}{2})$	$\frac{s^2}{4t}$
S_{7+}	$(t + \frac{s^2}{4t}, 1, \frac{\sqrt{2}s}{2})$	$\frac{s^2}{4t}$
S_{7-}	$(t, \frac{3-t^2}{4}, \frac{\sqrt{2}s}{2})$	$\frac{s^2}{4}$
S_A	the xy -plane	
S_B	the xy -plane shifted by the vector $(0, 0, \sqrt{2}s)$	
S_C	$(0, 2, \frac{\sqrt{2}s}{2})$	$\frac{\sqrt{2}s}{2}$
S_F	$(t, 1, \frac{3\sqrt{2}s}{4})$	$\frac{\sqrt{2}s}{4}$
S_E	$(t, 1, \frac{\sqrt{2}s}{4})$	$\frac{\sqrt{2}s}{4}$
S_D	$(2t, 0, \frac{\sqrt{2}s}{2})$	$\frac{\sqrt{2}s}{2}$

Table 4: Centers and radii describing the deformation, where $s = \sqrt{1+t^2}$

8 The geometry of the polytopes

We will now build a family of convex infinite volume polytopes \mathcal{F}_t in \mathbb{H}^4 that correspond to the hyperbolic reflection groups $\rho_t(\Gamma_{22})$ and are determined by the hyperplanes corresponding to the space-like vectors in Table 3. These polytopes will be deformations of the fundamental region of $\Gamma_{22} < G$. The hyperplanes intersect

the sphere at infinity in 2–spheres whose intersection patterns we have just discussed. This information will allow us to describe each of the walls. The polytopes can then be described simply by giving the dihedral angles between the walls.

A space-like vector determines not only a hyperplane but a half-space bounded by that hyperplane, consisting of all points in \mathbb{H}^4 whose dot product with that vector is nonpositive. Let I be the set of symbols $\{\mathbf{0}^+, \mathbf{0}^-, \dots, \mathbf{7}^-, A, \dots, F\}$. Consider the list of space-like vectors $\{V, t, \}_{V \in I}$ in Table 3. Each V determines a one parameter family of hyperplanes $H_{V,t}$ and halfspaces $\{\text{Half}_{V,t}\}$. With this notation we can define \mathcal{F}_t to be the intersection

$$\mathcal{F}_t := \bigcap_{V \in I} \text{Half}_{V,t}.$$

\mathcal{F}_t will have 22 walls given by the intersections $W_{V,t} := \mathcal{F}_t \cap H_V$.

When all of the dihedral angles between walls are of the form π/k , where $k \geq 2$ is an integer, the Poincaré lemma (Theorem 6.3) implies that \mathcal{F}_t is a fundamental domain for $\rho_t(\Gamma_{22})$, the group generated by reflections in the walls of \mathcal{F}_t . The dihedral angles are π/k when $t = t_{2k}$. However, our description of the polytopes determined by the half-spaces corresponding to the space-like vectors in Table 3 is valid for all values of t strictly between 1 and $\sqrt{3/5}$.

Because of the symmetries that are preserved by our deformation there will only be 3 geometrically different types of walls, corresponding respectively to the members of the letter, negative, and positive walls. Each type of wall will be described both as a 3–dimensional combinatorial object and as a 3–dimensional hyperbolic polyhedron.

The geometry of $W_{A,t}$

We first consider, for each t , the wall $W_{A,t}$ of \mathcal{F}_t . To simplify the notation, we will drop the t subscript for the walls, it being understood that the unwritten t takes a value strictly between $\sqrt{3/5}$ and 1. All the other letter walls are isometric to W_A . Its faces are given by intersections with the 8 walls $W_{\mathbf{0}^+}$ through $W_{\mathbf{3}^-}$. These walls all intersect W_A orthogonally so the dihedral angle between them and W_A is $\pi/2$. The boundary of the hyperplane H_A meets the sphere at infinity of \mathbb{H}^4 in a 2–sphere which we denote by ∂H_A . Its intersection pattern with the boundaries of the hyperplanes $H_{\mathbf{0}^+}$ through $H_{\mathbf{3}^-}$ is represented by the black circles and lines of Figure 13, where the xy –plane represents ∂H_A .

From this pattern on the sphere at infinity it is easy to construct the pattern of intersections of the hyperplanes themselves and to see the geometry of the wall W_A . We view ∂H_A as the boundary of the upper halfspace model of \mathbb{H}^3 . The intersections of the

hyperplanes H_{0+} through H_{3-} with H_A are hyperbolic planes that are represented by 2-spheres perpendicular to ∂H_A . Note that, because the hyperplanes intersect W_A orthogonally, the dihedral angles between these hyperbolic planes, hence between the faces of W_A are the same as the dihedral angles between the hyperplanes that create those faces. A geometric depiction of this configuration of geodesic planes is given by Figure 19 while Figure 18 provides a combinatorial model of the resulting polyhedron.

Let us explain the features of Figure 18. It represents an eight sided polyhedron in \mathbb{H}^3 . The red edges are geodesics of length ℓ , where ℓ is the function of t given in Proposition 6.2. The red vertices are therefore points in \mathbb{H}^3 . The remaining vertices are points at infinity, and the black edges are infinite or semi-infinite geodesics. The dihedral angle of the black edges is $\pi/2$. The dihedral angle of the red edges is θ , where θ is the function of t given in Proposition 6.2. Each face of the polyhedron is labeled with a number. This number indicates which wall intersects W_A along that face. For example, the face labeled 3^+ represents the intersection $W_A \cap W_{3^+}$. Faces on the front of the polyhedron are labeled with black numbers. Faces on the back of the polyhedron are labeled with blue numbers. (The back faces are the faces of Figure 18 the reader could not see if the polyhedron were opaque.)

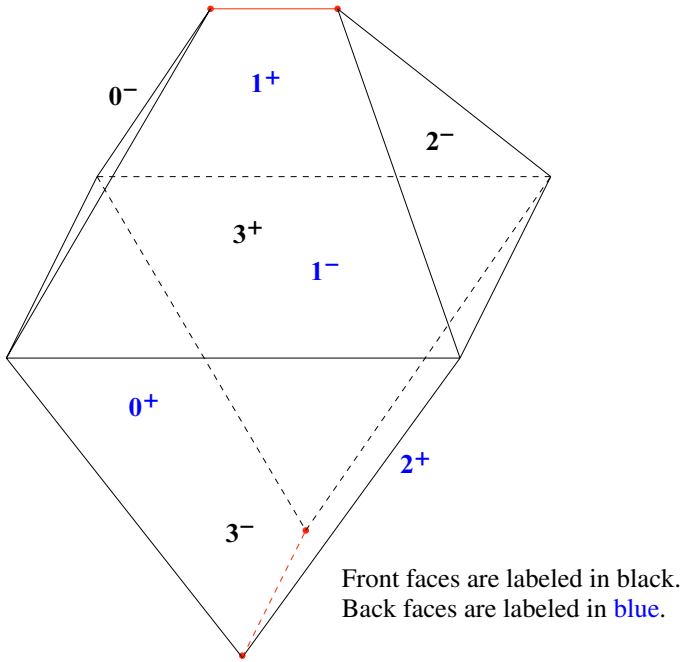


Figure 18: The combinatorics of the wall W_A

Figure 19 provides a geometrically accurate picture of this polyhedron, viewed in an upper halfspace corresponding to H_A . The blue circles and lines in the xy -plane show the intersections of ∂H_{0+} through ∂H_{3-} with ∂H_A . The blue hemisphere represents the intersection $H_{2+} \cap H_A$ and the yellow hemisphere represents $H_{1-} \cap H_A$. The edges of W_A are green and red. The green edges have dihedral angle $\pi/2$; the red edges have dihedral angle θ . In the figure the deformation parameter t is 0.8, which means $\theta \approx 55.8^\circ$. The red balls indicate vertices of W_A that lie in H_A , as opposed to being ideal vertices at infinity. Notice that W_A is not compact, but it does have finite volume.

The geometry of W_{0-}

Next we will analyze the geometry of the wall W_{0-} . All of the other negative walls will be isometric to it.

When $t = 1$ this wall is an ideal octahedron with a Fuchsian end added to one face (see Section 2.3), resulting from the removal of the wall W_G when forming P_{22} . The remaining faces are formed by orthogonal intersections with seven other walls. Thus, the dihedral angles between W_{0-} and each of these walls is $\pi/2$. The pattern of intersection at infinity of the corresponding 2-spheres is given in Figure 14 for $t = 1$. The deformed intersection pattern is pictured in Figure 15. Using this information, one can deduce the geometry of W_{0-} . As before, this is done by taking an upper half-space lying over the plane in Figure 15 (which represents ∂H_{0-}) and inserting seven geodesic planes whose intersections at infinity produce the pattern of that figure. The polyhedron in \mathbb{H}^3 they bound is identified with W_{0-} . As before, because the walls intersect W_{0-} orthogonally, the dihedral angles between the faces W_{0-} are the same as the dihedral angles between the hyperplanes that create those faces. All of the latter angles are either $\pi/2$ or θ and can be read off from either Proposition 6.2 or Figure 15.

The combinatorics of W_{0-} are described by Figure 20, while the geometry of W_{0-} is depicted in Figure 21.

Figure 20 shows a seven sided unbounded polyhedron. Each side represents a face of W_{0-} . A face of W_{0-} corresponds to an intersection of W_{0-} with another wall of \mathcal{F}_t , and each face of Figure 20 is labeled with the wall it intersects. Black edges correspond to edges of W_{0-} with dihedral angle $\pi/2$. Red edges correspond to edges with dihedral angle θ . The fact that the polyhedron of Figure 20 is unbounded signifies that W_{0-} has infinite volume and nonempty intersection with the sphere at infinity ∂H_{0-} , as was visible in Figure 15.

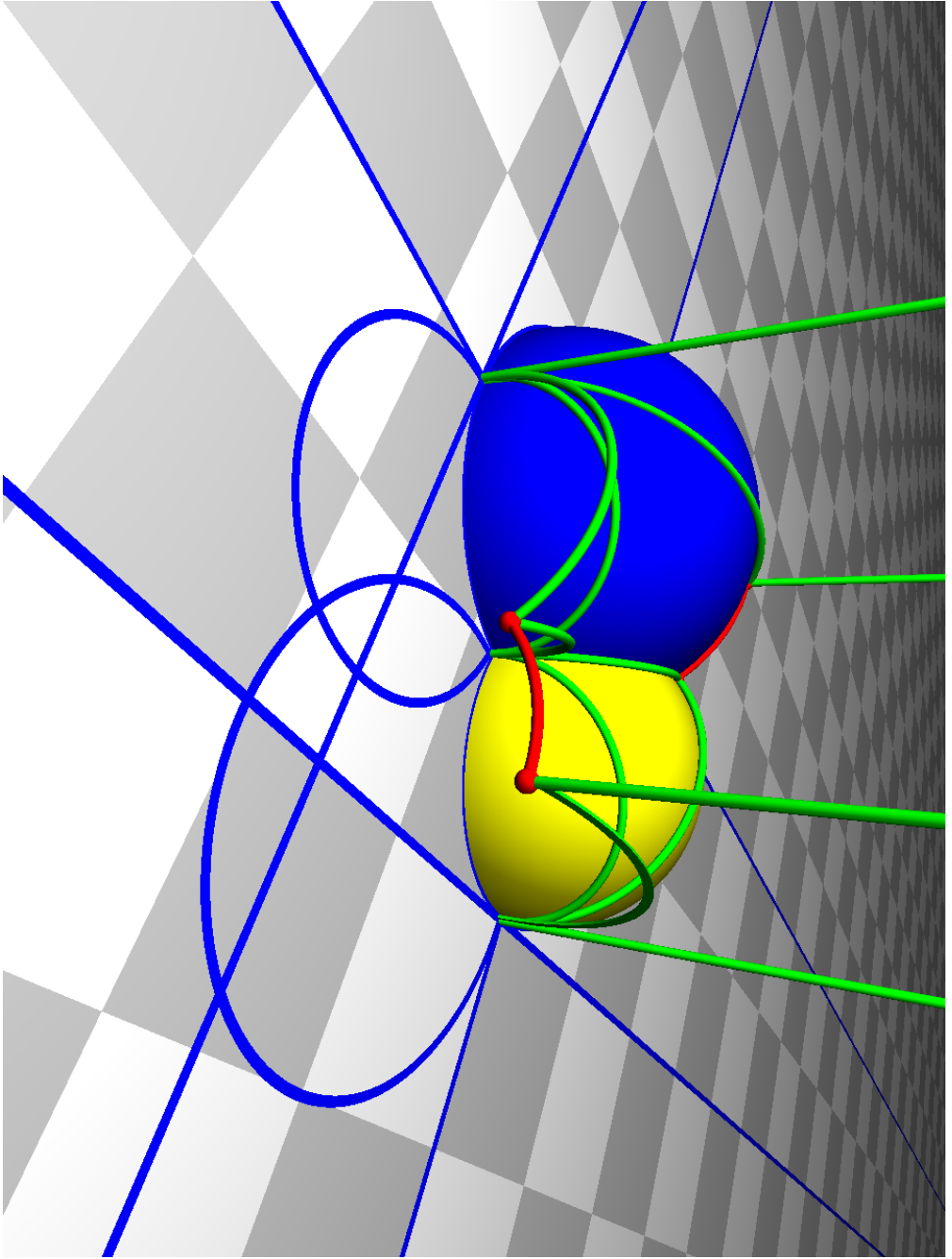


Figure 19: The geometry of the wall W_A

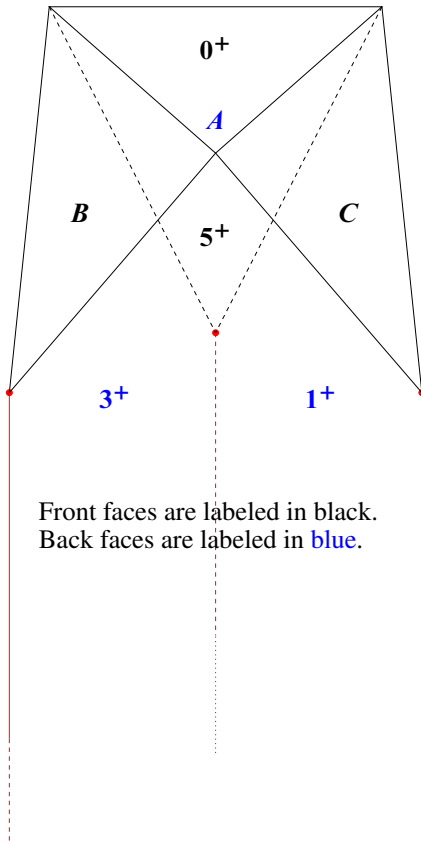


Figure 20: The combinatorics of the wall W_{0^-}

Figure 21 shows the edges of W_{0^-} sitting inside the 3-dimensional hyperbolic space H_{0^-} . The checkerboard plane is the sphere at infinity of H_{0^-} . The blue lines and circles in the plane represent the intersections of H_{0^+} , H_{1^+} , H_{3^+} , H_{5^+} , H_A , H_B , and H_C with ∂H_{0^-} . This planar pattern is a reproduction of Figure 15. One should imagine 2-dimensional hyperplanes in H_{0^-} producing these intersection patterns at infinity. Figure 21 shows two of the hyperplanes. The blue hemisphere represents the intersection $H_C \cap H_{0^-}$ and the yellow hemisphere represents the intersection $H_{5^+} \cap H_{0^-}$. The green edges represent edges of W_{0^-} with dihedral angle $\pi/2$. The red edges represent edges with dihedral angle θ . In the figure the deformation parameter t is 0.8, and thus $\theta \approx 55.8^\circ$. The red balls indicate vertices of W_{0^-} which lie in H_{0^-} (as opposed to being ideal vertices at infinity). Similar to Figure 15, the magenta triangle is again the intersection $W_{0^-} \cap \partial H_{0^-}$.

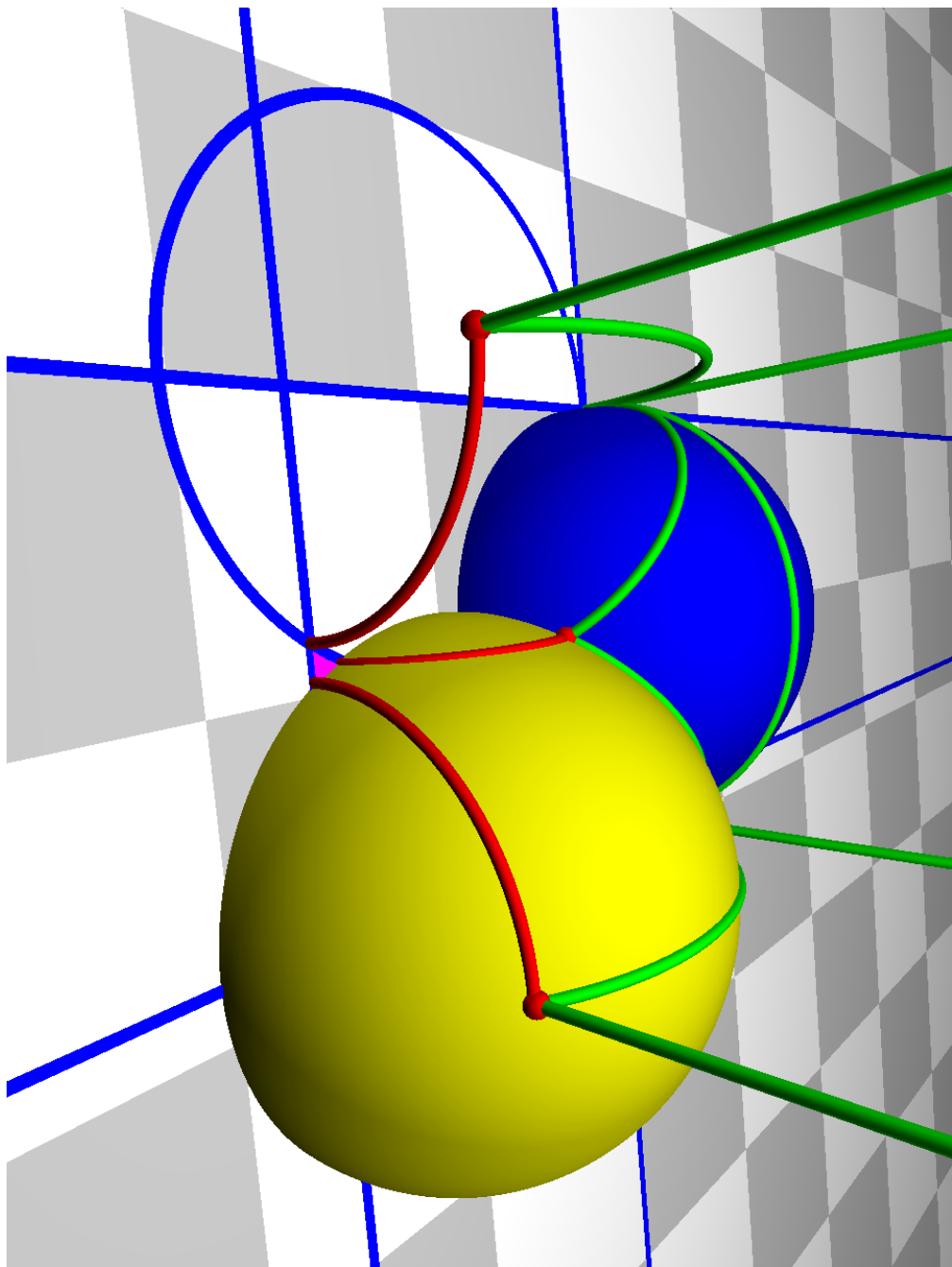


Figure 21: The geometry of the wall W_0^-

The geometry of W_{3+}

The next wall to examine is W_{3+} . The other positive walls are isometric to it.

As before, one can use the intersection pattern at infinity (Figure 17) and knowledge of the dihedral angles between hyperplanes (Proposition 6.2) to deduce the geometry of W_{3+} . At $t = 1$, W_{3+} has infinite volume and intersects the sphere at infinity ∂H_{3+} in a conformal triangle with interior angles zero. Similarly, for the values of t considered here, W_{3+} has infinite volume. However, its intersection with infinity is more complicated than before. The faces of W_{3+} corresponding to hyperplanes 1^+ , 5^+ , and 7^+ do not exist when $t = 1$. These new intersections cause the intersection $W_{3+} \cap \partial H_{3+}$ to become a right angled hexagon. This is visible in Figure 17, where we have labeled the magenta hexagon where W_{3+} intersects ∂H_{3+} .

The combinatorics of W_{3+} are described by Figure 22, while the geometry of W_{3+} is depicted in Figure 23. Let us describe these figures.

Figure 22 shows a ten sided unbounded polyhedron. Each side represents a face of W_{3+} . A face of W_{3+} corresponds to an intersection of W_{3+} with another wall of \mathcal{F}_t , and each face of Figure 22 is labeled with the wall it intersects. The fact that the polyhedron of Figure 22 is unbounded signifies that W_{3+} has infinite volume and nonempty intersection with the sphere at infinity ∂H_{3+} , as was visible in Figure 17.

Note that, in contrast with the previous cases, the dihedral angles between W_{3+} and the hyperplanes that create its faces are not all $\pi/2$. In particular, the angles between W_{3+} and the hyperplanes 1^+ , 5^+ , and 7^+ equal θ , the angle expressed as a function of t in Proposition 6.2. (The remaining intersections are orthogonal.) Thus, the dihedral angles for W_{3+} do not generally correspond to the dihedral angles between the corresponding hyperplanes. However, we can determine them as follows. The edges of the face corresponding to the hyperplane 1^+ are created by intersection with the hyperplanes A , 0^- , and 2^- (and W_{3+}), respectively. These intersect W_{3+} and the 1^+ hyperplane orthogonally. It follows that the dihedral angle of these edges is $\pi/2$. Similarly, the dihedral angles of the edges of the faces corresponding to the 5^+ and 7^+ hyperplanes are $\pi/2$. The remaining edges are formed by the orthogonal intersection of W_{3+} with two hyperplanes that meet each other orthogonally so their dihedral angles are also $\pi/2$. Hence all of the dihedral angles between the faces of W_{3+} are $\pi/2$.

Analogous to the previous cases, Figure 23 shows the edges of W_{3+} sitting inside the 3-dimensional hyperbolic space H_{3+} . The checkerboard plane is again the sphere at infinity of H_{3+} . The blue lines and circles in the plane represent the orthogonal intersections of H_{0^-} , H_{3^-} , H_{2^-} , H_{4^-} , H_A , H_B , and H_D with ∂H_{3+} . The brown circles represent the angle θ intersections of H_{1^+} , H_{5^+} , and H_{7^+} with ∂H_{3+} . This

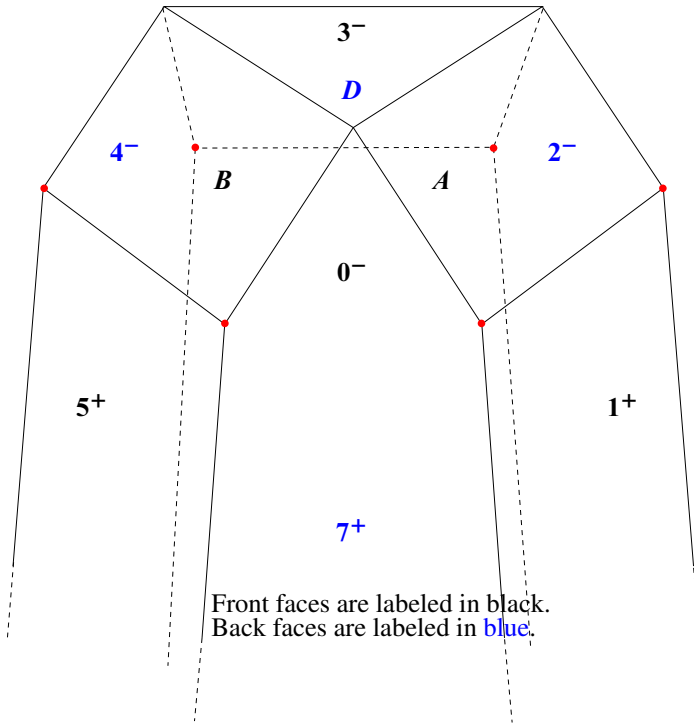


Figure 22: The combinatorics of the wall W_{3+}

planar pattern is a reproduction of Figure 15. To help the imagination, Figure 23 shows three of the bounding hyperplanes. The blue hemisphere represents the intersection $H_D \cap H_{3+}$, the yellow hemisphere represents the intersection $H_{4-} \cap H_{3+}$, and the brown hemisphere represents the intersection $H_{7+} \cap H_{3+}$. As discussed above, all the edges of W_{3+} have dihedral angle $\pi/2$. The red balls indicate vertices of W_{3+} which lie in H_{3+} . Similar to Figure 17, the magenta hexagon is the intersection $W_{3+} \cap \partial H_{3+}$.

We can now use the symmetries of our deformation to deduce the geometry of the other walls. In Section 6 it was shown that the deformation has a symmetry group which permutes the walls of \mathcal{F}_t . This action has three orbits, the letter walls, positive numbered walls, and the negative numbered walls. We have examined one wall from each orbit. All the walls in an orbit have the same geometry, so we have determined the geometry and combinatorics of all 22 walls of \mathcal{F}_t . Since we have also determined the angle of intersection between the walls, this provides a complete description of the deformed polytopes.

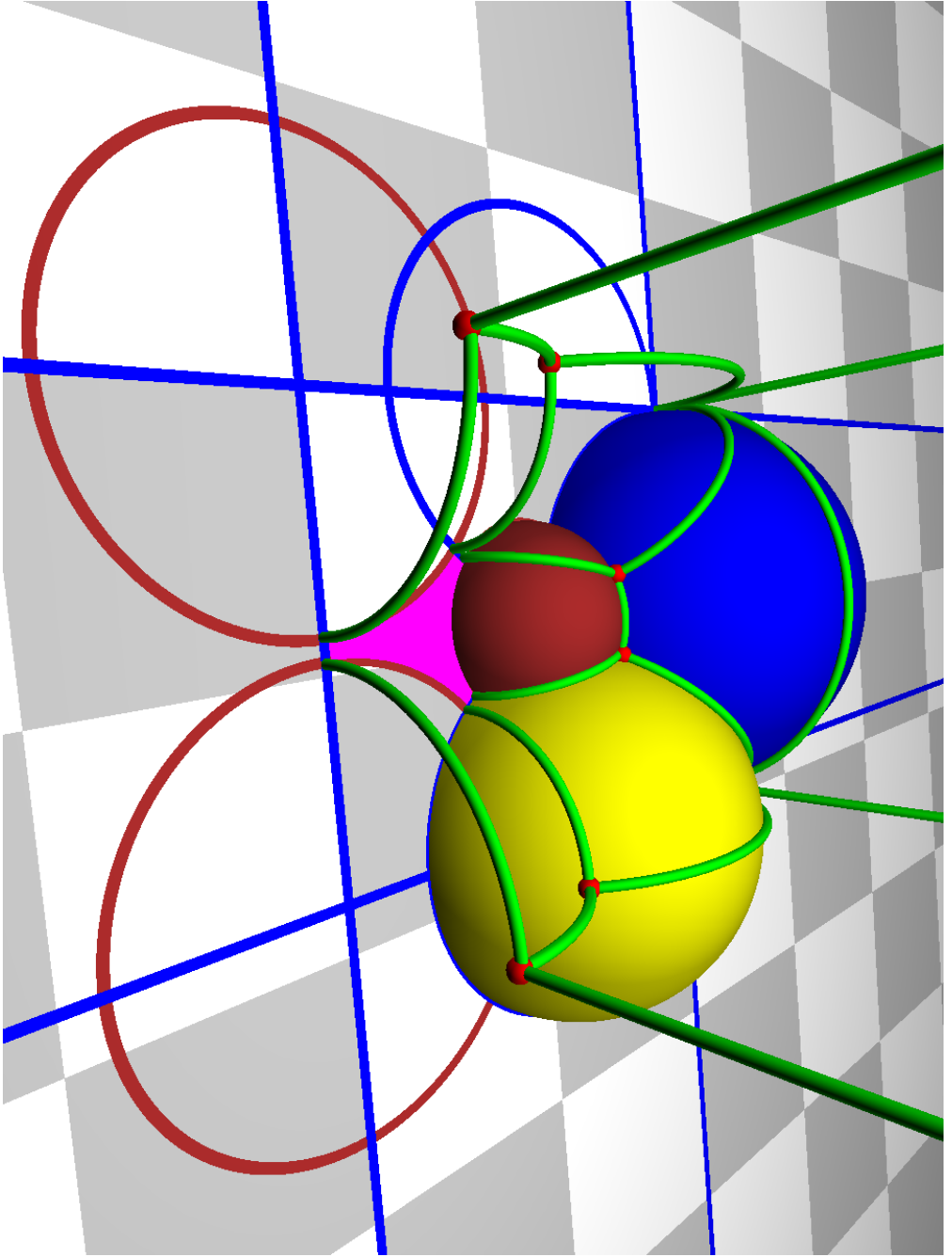


Figure 23: The geometry of the wall W_{3+}

9 Geometry of the ends

In this section we will study the geometry of the ends of the polytopes \mathcal{F}_t . We will restrict ourselves to values of t satisfying $1 > t > \sqrt{3/5}$. This corresponds to values of the angle θ less than $\pi/3$ and the analysis from [Section 8](#) will apply. Understanding the geometry of the ends will, in particular, imply certain properties of the groups $\Lambda_n = \rho_{t_n}(\Gamma_{22})$ for $n = 2m$ where $m \geq 4$. For these even values of n the angle θ equals $2\pi/n = \pi/m$, a submultiple of π . We can therefore directly apply the Poincaré lemma to the convex region \mathcal{F}_{t_n} to conclude that it is a fundamental domain for Λ_n .

The polytope P_{22} constructed by removing the two walls W_G and W_H from the hyperbolic 24-cell, P_{24} , has infinite volume with two ends whose intersections with the sphere at infinity of \mathbb{H}^4 have nonempty interior. These ends are bounded by the walls that had previously intersected the removed walls in P_{24} . Specifically, the end corresponding to the wall W_G is bounded by the odd, positive numbered walls and the even, negative numbered walls. We saw in the previous sections that for the values of t we are considering, this end will continue to be bounded by the same collection of walls. However, its geometry will vary with t . We will focus on this end which we will denote by E_G . The other end, corresponding to W_H , will be isometric to it via the roll symmetry R .

At the beginning, when $t = 1$, the ends of P_{22} are Fuchsian. Recall that an end being Fuchsian means by definition that the reflections in the walls determining that end preserve a common 3-dimensional hyperplane in \mathbb{H}^4 . A natural question is whether this property holds for any of the deformed polytopes. In fact, this is never the case when $1 > t > \sqrt{3/5}$.

To see this, first consider the even, negative numbered walls, W_{0-} , W_{2-} , W_{4-} , and W_{6-} , which bound E_G . The corresponding space-like vectors are equal to $\sqrt{2}e_0 \pm e_1 \pm e_2 \pm e_3 - te_4$, where there is an even number of negative signs among the $\pm e_i$, $i = 1, 2, 3$. It is easy to check that, up to multiplication by a scalar, the unique vector in $\mathbb{R}^{1,4}$ orthogonal to all 4 of these vectors equals $(-t, 0, 0, 0, \sqrt{2})$. This is a space-like vector which implies that there is a unique 3-dimensional hyperplane orthogonal to all 4 of the corresponding walls. Hence, there is a unique hyperplane preserved by reflection in the even, negative numbered walls. The odd, positive numbered walls, W_{1+} , W_{3+} , W_{5+} , and W_{7+} , correspond to the space-like vectors $\sqrt{2}e_0 \pm e_1 \pm e_2 \pm e_3 - (1/t)e_4$, where there is an odd number of negative signs among the $\pm e_i$, $i = 1, 2, 3$. Up to scale, the only vector orthogonal to all 4 of these vectors is $(-1/t, 0, 0, 0, \sqrt{2})$. This equals the vector orthogonal to the even, negative walls if and only if $t = 1$. Thus, there is no hyperplane preserved by reflection in all 8 walls bounding E_G except at the beginning of the family of polytopes.

While this analysis holds for all values of $t \neq 1$, we will see in [Section 10](#) and [Section 13](#) that the topology of the ends of \mathcal{F}_t changes at $t = \sqrt{3/5}$. At that point the infinite volume ends of the polytope will be bounded by fewer walls; the negative walls will no longer be involved. Our computation above shows that there will be a hyperplane preserved by reflection in the odd, positive numbered walls when $\sqrt{3/5} \geq t > \sqrt{1/2}$ and, hence, that the end E_G will be Fuchsian. At $t = \sqrt{1/2}$ the vector $(-1/t, 0, 0, \sqrt{2})$ becomes light-like, implying that the four walls will have a common point on the sphere at infinity. We will also see in these later sections that the polytope has finite volume at this stage and that these ends will no longer exist for all smaller values $\sqrt{1/2} > t > 0$. The four odd, positive numbered walls will have a common point in the interior of \mathbb{H}^4 .

Returning to the case when there is a nontrivial end, we can further study its geometry at infinity. Specifically, we can consider the closure, $\overline{\mathcal{F}}_t$, of \mathcal{F}_t as a subset of the compactified topological space $\mathbb{H}^4 \cup \mathbb{S}_\infty^3$. We will refer to the components of $\overline{\mathcal{F}}_t \cap \mathbb{S}_\infty^3$ as the boundary components of $\overline{\mathcal{F}}_t$. They inherit a conformally flat structure from the sphere at infinity. Recall [Figure 21](#) and [Figure 23](#), depicting the geometry of W_{0^-} and W_{3^+} respectively. These two walls each contribute one face to a component of $\partial\overline{\mathcal{F}}_t$. In the figures these faces are shown as magenta polygons in the complex plane. Specifically, W_{0^-} contributes a triangle and W_{3^+} contributes a hexagon. Recall that the walls indexed by 5^+ , 7^+ , and 1^+ are all isometric to W_{3^+} , and the walls indexed by 4^- , 6^- , and 2^- are isometric to W_{0^-} . Using these facts one can piece together the eight faces of the component C of $\partial\overline{\mathcal{F}}_t$ corresponding to E_G , thereby determining its combinatorics. These combinatorics are depicted in [Figure 24](#); the polyhedron is the familiar truncated tetrahedron. As in previous similar figures, the front faces are labeled with black numbers and the back faces are labeled with blue numbers. Faces are labeled with the number of the wall that intersects them. The red edges have dihedral angle θ . The black edges have dihedral angle $\pi/2$.

Using a computer it is possible to create a picture showing how C sits inside the sphere at infinity \mathbb{S}_∞^3 , thereby displaying its conformal geometry. Such a picture is shown in [Figure 25](#), where the parameter value $t = 0.8$.

Let us consider the subgroup $B \subset \rho_t(\Gamma_{22})$ generated by reflections in the 0^- , 2^- , 4^- , 6^- , 1^+ , 3^+ , 5^+ , and 7^+ walls. These are the walls that determine the end E_G for $1 > t > \sqrt{3/5}$. On the sphere at infinity they determine the faces of the corresponding component C of $\partial\overline{\mathcal{F}}_t$. For this reason we will refer to B as a boundary subgroup.

We can consider the inclusion map of the boundary subgroup B into $\text{Isom}(\mathbb{H}^4)$ as a point in the representation variety $\text{Hom}(B, \text{Isom}(\mathbb{H}^4))$ and ask whether or not it has nontrivial deformations. In considering this question we will assume that the walls that intersect in angle θ as well as those that intersect in angle $\pi/2$ continue to do so under

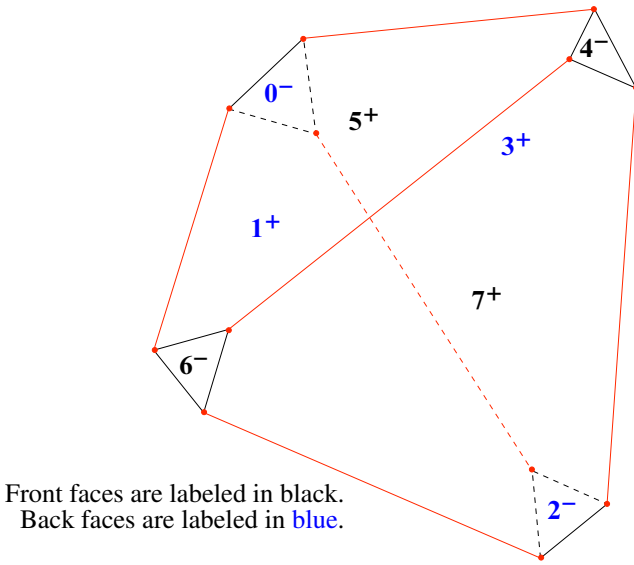


Figure 24: The combinatorics of a component of the conformal boundary

deformation. For angle $\pi/2$ this is forced by relations in the abstract group B but for angle θ there are corresponding relations only when the angle is a rational multiple of π . Assuming that the angles are preserved in all cases leads to a more uniform treatment for all values of θ .

We can quickly find a 4-dimensional space of local deformations of B as follows: Fix the odd, positive walls. This ensures that the angle θ is preserved. Consider the vectors $((r + 1)/\sqrt{2}, r, r, r, -t)$. When $r = 1$ this is the space-like vector corresponding to the wall W_{0-} at time t . For all values of r it will remain orthogonal to the space-like vectors corresponding to the $1^+, 3^+, 5^+$ walls and it will still be a space-like vector for values of r near 1. There are no further constraints on the relationships between the generators so this gives a 1-dimensional family of small deformations. Similar, independent deformations are possible for the other even, negative walls. This gives a 4-dimensional space of nontrivial local deformations.

It is possible to compute the dimension of the Zariski tangent space of a scheme corresponding to this representation variety (with the angle constraints) and see that it is 14-dimensional. We will not do that here. Note that $\text{Isom}(\mathbb{H}^4)$ is 10-dimensional. Using the argument that will be provided in the proof of [Theorem 12.3](#) in [Section 12](#), this computation, together with the existence of a smooth 4-dimensional family of nontrivial deformations, implies that the representation variety is smooth at this point and that these are all the small deformations, modulo conjugation, near this point.




Figure 25: The conformal geometry of a component of the conformal boundary

We now specialize to the values $t = t_n$ for $n = 2m$, m an integer at least 4. We will assume that t and n are of this form for the remainder of this section. For these values, the angle θ equals π/m and all of the dihedral angles of the finite-sided polytope \mathcal{F}_{t_n} are of the form π/k for some integer k . Poincaré's lemma (Theorem 6.3) implies that \mathcal{F}_{t_n} is a fundamental domain for the discrete hyperbolic reflection group $\rho_{t_n}(\Gamma_{22}) = \Lambda_n$. Since these polytopes have infinite volume, the quotient space \mathbb{H}^4/Λ_n has infinite volume. However, because it has a finite-sided fundamental domain, its convex core has finite volume. (See Bowditch [5] for a general discussion of the relationship between fundamental domains and the volume of the convex core. The required implication in our case is not so difficult because all the cusps are of maximal rank, but the general situation is quite subtle.)

The group acts properly discontinuously on an open region Ω in the sphere at infinity. The convex core has two boundary components (orbifold-)homeomorphic to the boundary components of $(\mathbb{H}^4 \cup \Omega)/\Lambda_n$, viewed as an orbifold with boundary. Neither boundary component is totally geodesic. If one were totally geodesic, reflection in the walls determining the corresponding end of \mathcal{F}_{t_n} would preserve a hyperplane in \mathbb{H}^4 . We saw at the beginning of this section that no such hyperplane exists for the values of t under consideration.

We state this as a proposition.

Proposition 9.1 *For even $n \geq 8$ the convex core of Λ_n does not have totally geodesic boundary.*

We cannot say much more about the boundary of the convex hull of Λ_n ; its geometry remains a mystery.

For the values $t = t_n$ the boundary subgroup B is also a discrete hyperbolic reflection group. It is generated by reflections in 8 walls that bound a convex region which is a fundamental domain for the group. It also is geometrically finite with a finite volume convex core. Unlike the convex core of Λ_n , which has cusps, the convex core of B is compact. This follows from the fact that none of the walls bounding the fundamental domain are tangent. They are either disjoint or intersect. There are no parabolic elements in B . Such a group is called convex cocompact. By compactness, this property holds under small deformations.

We have seen that there are always small deformations of the boundary group B for the values of t under consideration. The roll symmetry induces an automorphism of Λ_n taking B to the boundary subgroup of the other boundary component so that subgroup has the same properties. Again, we record these cases as a proposition.

Proposition 9.2 *The discrete group $\Lambda_n < \text{Isom}(\mathbb{H}^4)$ for $n \in \{8, 10, 12, \dots\}$ has two (conjugacy classes of) boundary groups, one for each end of the orbifold \mathbb{H}^4/Λ_n . Each boundary group is convex cocompact, and has nontrivial convex cocompact deformations as a subgroup of $\text{Isom}(\mathbb{H}^4)$.*

We will see in [Section 12](#) that the groups Λ_n are, nonetheless, infinitesimally rigid. In other words, none of the deformations of the boundary groups extend over the larger group.

10 The disappearing domain of discontinuity

This section continues the analysis of the geometry of the polytope \mathcal{F}_t , focusing on the changes that occur in the conformal boundary at infinity. We first explain what the expected behavior would be, based on geometric, rather than conformal models. Then we produce a sequence of pictures describing the intersection patterns at infinity analogous to those in [Section 7](#). These confirm the expected behavior. However, since they were produced by computer using floating point computation, they should not be considered as a rigorous proof. A rigorous computational proof would be possible but lengthy; primarily one must show that there are no new k -fold intersections between the hyperplanes determining the polytope other than those described. However, by using the symmetry of the deformation and analyzing the reflection groups extended by these symmetries we will be able more easily to prove these results rigorously in [Section 13](#).

Recall that for t values between t_6 and 1 a component of the intersection $\mathcal{F}_t \cap \partial\mathbb{H}^4$ looks like the truncated tetrahedron of [Figure 24](#) and [Figure 25](#). This figure has a realization as a polyhedron in \mathbb{H}^3 with the same angles. Let us analyze how such polyhedra would change as the angles change, referring to [Figure 25](#) as if it were a hyperbolic model. As t decreases from 1 to t_6 , the dihedral angle along the red edges increases to $\pi/3$. Consider one of the triangular faces of [Figure 24](#). It is a hyperbolic equilateral triangle with interior angle increasing to $\pi/3$. A hyperbolic equilateral triangle must have interior angle strictly smaller than $\pi/3$. As t decreases to t_6 , the triangular faces shrink as their interior angle increases to $\pi/3$. At t_6 , the triangular faces have disappeared, leaving a regular tetrahedron with dihedral angle $\pi/3$.

We will see the same behavior occur in the conformal boundary at infinity. In particular, the triples of hyperplanes which form the 3 edges of a triangular face in [Figure 24](#) intersect in a single point at infinity when $t = t_6 = \sqrt{3/5}$. At this stage, the analyses of [Section 8](#) and [Section 9](#) are no longer valid, which is why we restricted attention to values of t between t_6 and 1.

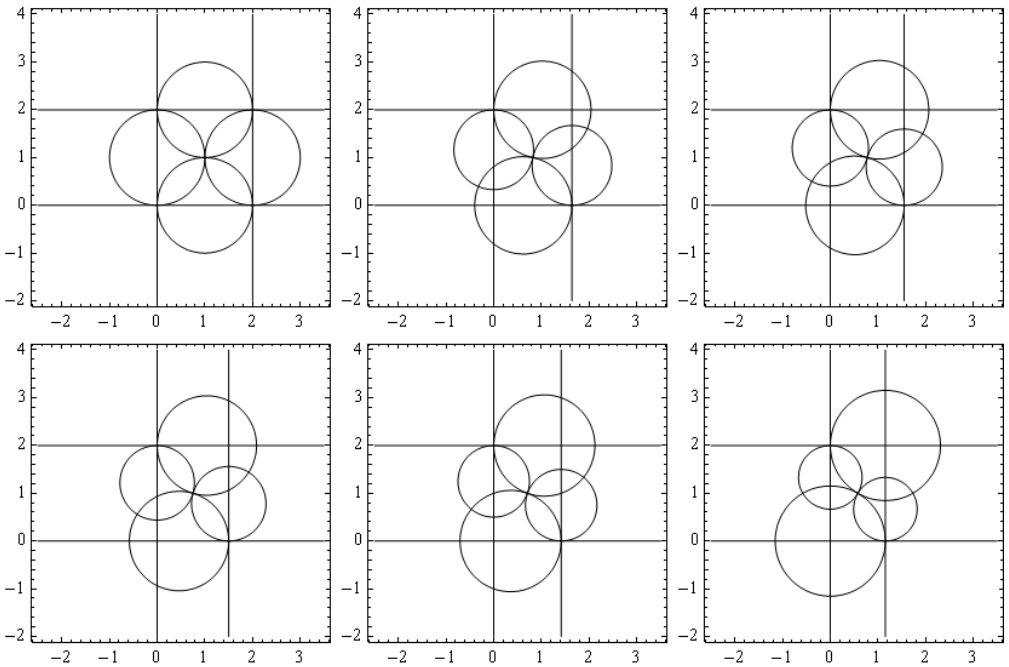
Let us now focus on the expected geometry at infinity of the polytope \mathcal{F}_t for $0.378 \approx \sqrt{1/7} = t_3 < t \leq t_6$. (We will explain the lower bound later.) We will pay particular attention to the parameter values t_6 and t_4 , where \mathcal{F}_t is a fundamental domain for the discrete groups Λ_6 and Λ_4 .

As t decreases from t_6 , the dihedral angle of the tetrahedron increases from $\pi/3$. There is a regular hyperbolic tetrahedron with these angles; all of its vertices are finite. As the angles increase, the tetrahedron shrinks. At $t = \sqrt{1/2}$ the dihedral angle is $\arccos(1/3)$, which is the dihedral angle of a regular Euclidean tetrahedron, and the tetrahedron will collapse to a point. We will see that at this value of t the conformal boundary components will disappear. At $t = \sqrt{1/2}$ the two infinite volume ends of \mathcal{F}_t will collapse to cusps with cross-sections equal to a regular Euclidean tetrahedron. In particular, at $t = \sqrt{1/2}$ the polytope has finite volume!

The cusps will become finite vertices of \mathcal{F}_t as t decreases past $\sqrt{1/2}$. A small neighborhood of the vertices in \mathcal{F}_t will be isometric to a hyperbolic cone on a spherical regular tetrahedron. At t_4 this spherical tetrahedron will have all orthogonal dihedral angles. The corresponding reflection group Λ_4 will generate a finite covolume lattice. Finally, at t_3 this spherical tetrahedron has dihedral angles $2\pi/3$ and we will see in [Section 13](#) that the reflection group is again discrete with finite covolume.

We now present a series of computer-drawn pictures which provide strong evidence for the fact that the expected behavior actually occurs. Recall that via the symmetries, the letter walls of \mathcal{F}_t are all isometric. Similarly, the walls of the positive octet are all isometric, as are the walls of the negative octet. This is true for all $t > 0$. We therefore need only examine one wall from each octet. As in [Section 8](#), we will examine the walls corresponding to A , $\mathbf{0}^-$, and $\mathbf{3}^+$. For each we will show a series of figures similar to [Figures 13, 15 and 17](#). Let us begin with A .

Observe [Figure 26](#). Its six pictures form a rough animation proceeding from left to right and then top down. The first picture is a copy of [Figure 2](#). In it the plane represents ∂H_A . (Recall H_A is the hyperplane containing the wall W_A .) The conformal circles represent the intersections of ∂H_A with the boundaries of the other hyperplanes of the arrangement when $t = 1$. These circles (and lines) should be labeled as in [Figure 2](#). The other five pictures show the same intersections as the parameter t decreases. The six pictures show the parameter values $\{1, 0.82, t_6 = \sqrt{3/5}, 0.75, \sqrt{1/2}, t_4 = \sqrt{1/3}\}$. (These values were selected uniformly for [Figures 26, 27 and 28](#) to highlight the interesting changes through the deformation.) We remark that there are no other hyperplanes of the arrangement intersecting H_A for this range of parameter values. The third and sixth pictures correspond to the discrete groups Λ_6 and Λ_4 respectively. There are no combinatorial changes in this range of parameter values, and we are ready to proceed to $\mathbf{0}^-$.

Figure 26: Slicing along wall A

Next observe [Figure 27](#). Its six pictures form another animation which should be read in the same way as [Figure 26](#). The second picture is nearly a copy of [Figure 15](#). In it the plane represents ∂H_0^- and the circles represent its intersections with the other hyperplanes when $t = 0.82$. ([Figure 15](#) shows the same thing for the parameter value $t = 0.8$.) As before, the circles should be labeled as in [Figure 15](#). The other five pictures show the same intersections, and should be labeled in the natural way. The pictures show the same parameter values $\{1, 0.82, t_6 = \sqrt{3/5}, 0.75, \sqrt{1/2}, t_4 = \sqrt{1/3}\}$. There are no other hyperplanes of the arrangement intersecting H_0^- for this range of parameter values.

Unlike the previous case, a combinatorial change is visible in the series of [Figure 27](#). Recall the magenta triangle visible in [Figure 15](#). This triangle indicated an intersection of \mathcal{F}_t with the sphere at infinity. This triangle is visible in the second picture of [Figure 27](#). In the first picture it is expanded to a cusped triangle. More interestingly, in the third picture this triangle has collapsed to a point. For $t_6 < t \leq 1$ the hyperplanes corresponding to 0^- , 1^+ , 3^+ , and 5^+ do not have a common intersection at infinity. Then at t_6 they come together to form a new ideal vertex of \mathcal{F}_{t_6} . For smaller values of t these 4 hyperplanes intersect in a finite point that is a new finite vertex of \mathcal{F}_t . The

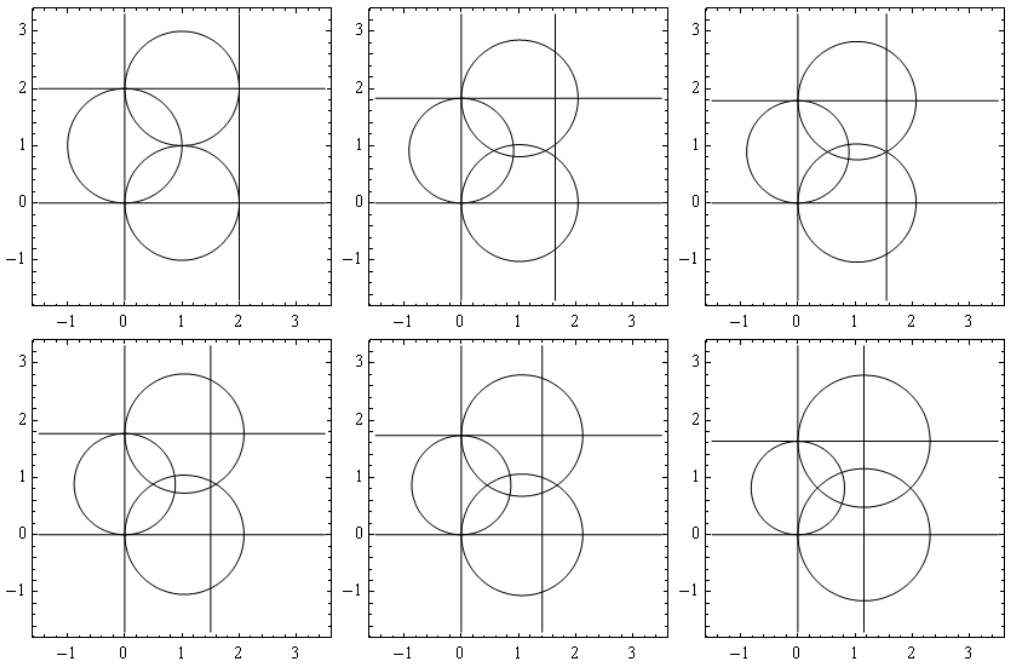


Figure 27: Slicing along wall W_{0^-}

wall W_{0^-} intersects the sphere at infinity only at points corresponding to cusps which have existed throughout the deformation. This confirms the first transition suggested by our geometrical analysis.

Finally we consider the pictures of Figure 28. As before, its six pictures form an animation which should be read left to right and then top down. The second picture is nearly a copy of Figure 17. The plane represents ∂H_{3^+} and the circles represent its intersections with the other hyperplanes. The circles of the second picture should be labeled as in Figure 17, and these labelings should be extended to the other pictures in the natural way. The same parameter values are shown as in the previous two figures. There are no other hyperplanes of the arrangement intersecting H_{3^+} for this range of parameter values.

The combinatorial changes are most drastic in this case. For $t_6 < t < 1$, the wall W_{3^+} intersects the sphere at infinity in a hexagon, visible in the second picture and colored magenta in Figure 17. At t_6 , three edges of this hexagon collapse to points, and the intersection becomes a cusped triangle. These collapsing edges each correspond to an edge of one of the disappearing triangles at infinity for the negative walls. The disappearing triangle in W_{0^-} was described above and each of the negative walls

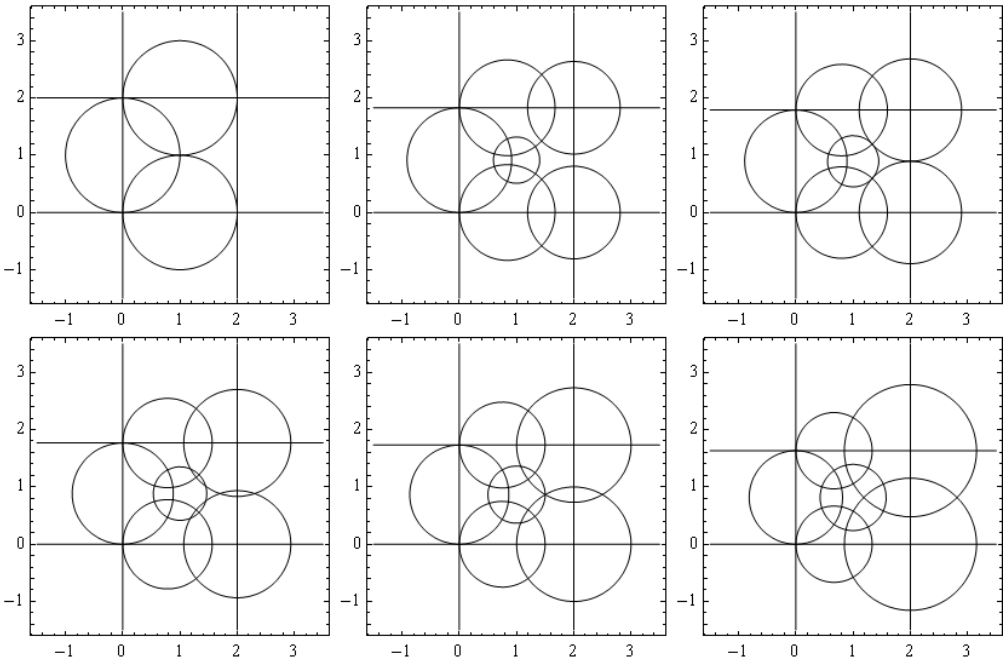


Figure 28: Slicing along wall 3^+

undergoes the same process. For $\sqrt{1/2} < t < t_6$ the triangle $W_{3^+} \cap \partial\mathbb{H}^4$ shrinks as its interior angle increases. Finally at $t = \sqrt{1/2}$ the triangle collapses to a point. This is visible in the fifth picture of Figure 28. The hyperplanes corresponding to 1^+ , 3^+ , 5^+ , and 7^+ have come together to intersect in single point at infinity, creating a new ideal vertex of $\mathcal{F}_{\sqrt{1/2}}$. For $t < \sqrt{1/2}$ this vertex becomes a finite vertex and the wall W_{3^+} intersects the sphere at infinity only in points corresponding to cusps which have existed throughout the deformation. This implies that for $t \leq \sqrt{1/2}$, \mathcal{F}_t will be a finite volume polytope in \mathbb{H}^4 .

In particular, if this analysis were rigorous, it would imply that Λ_3 and Λ_4 are lattices. A method for proving this rigorously (without a computer) will be explained in Section 13.

Beginning at $t_3 = \sqrt{1/7}$ there are new pairwise intersections between the hyperplanes determined by the space-like vectors in Table 3. Although these intersections do not actually affect the geometry of the polytope determined by these vectors, this is difficult to see using the analogous pictures for those values of t . Thus, we will postpone the analysis of these values until Section 13.

11 Infinitesimal deformations of the letters

At this point of the paper we mentally back up a few steps and re-examine, at the infinitesimal level, the deformation given in Table 3. Recall that in Section 6 we showed that the deformation of Γ_{22} given in Table 3 is unique up to conjugation among deformations preserving the symmetry group K . The goal of this section and the next is to show that this symmetry hypothesis is not necessary; the deformation is simply unique up to conjugation.

We begin by returning to the following set of six walls from the letter octet:

$$\begin{aligned} A &= (1, \sqrt{2}, 0, 0, 0) & B &= (1, 0, \sqrt{2}, 0, 0) \\ C &= (1, 0, 0, \sqrt{2}, 0) & D &= (1, 0, 0, -\sqrt{2}, 0) \\ E &= (1, 0, -\sqrt{2}, 0, 0) & F &= (1, -\sqrt{2}, 0, 0, 0) \end{aligned}$$

As in Section 6, these six vectors describe walls W_A through W_F in \mathbb{H}^4 . Let V be the copy of \mathbb{H}^3 orthogonal to the space-like vector $e_4 = (0, 0, 0, 0, 1)$. Note the six letter walls W_A through W_F all intersect V orthogonally. On the sphere at infinity the intersections $W_A \cap \partial V$ through $W_F \cap \partial V$ will form the conformal arrangement of Figure 7.

Suppose $A(t)$ through $F(t)$ are paths of space-like vectors defining one-parameter deformations of walls W_A through W_F . Assume that $A(1) = A$, $B(1) = B$, etc. Moreover, assume that the deformation preserves the tangencies of the original walls, since this will be implied by Lemma 5.3 applied to deformations of Γ_{22} . Finally, we define

$$\dot{A} = (a_0, a_1, a_2, a_3, a_4) = A'(1), \quad \dot{B} = (b_0, b_1, b_2, b_3, b_4) = B'(1), \quad \text{etc.}$$

As we are only interested in the deformations of the walls W_A through W_F , the norms of the space-like vectors $A(t)$ through $F(t)$ are irrelevant, and we are free to assume without loss of generality that

$$\|A(t)\| = \dots = \|F(t)\| = 1$$

for all t . (Note that the initial vectors $A(1)$ through $F(1)$ are unit vectors.) We will also conjugate our paths $A(t)$ through $F(t)$ into a simple form by a path of Minkowski isometries. Thus we are choosing a particular slice of the set of conjugacy classes in the deformation space of the letter walls (and of Γ_{22}). This slice will be chosen to be a real algebraic variety.

This is easiest to describe in $\partial\mathbb{H}^4$, where the 1-parameter families $W_{A(t)} - W_{F(t)}$ become the 1-parameter families of spheres $S_{A(t)} - S_{F(t)}$, and the conjugating

Minkowski isometries become conformal automorphisms of $\partial\mathbb{H}^4$ which we will identify with $\mathbb{R}^3 \cup \infty$ via stereographic projection. First, we may assume the point of tangency between $S_{A(t)}$ and $S_{B(t)}$ is fixed and equal to the point at infinity for all t . Second, conjugating by similarities of \mathbb{R}^3 , we may assume that $S_{A(t)} = S_{A(1)}$ and $S_{B(t)} = S_{B(1)}$ are equal to the planes $z = 0$ and $z = 2$, respectively, for all t . This determines the configuration up to a Euclidean isometry of the xy -plane. Since the C wall is tangent to the A and B walls for all t , we can arrange, by a translation, that $S_{C(t)} = S_{C(1)}$ for all t . Finally, by a rotation of the xy -plane fixing the point of tangency of $S_{C(t)}$ with $S_{A(t)}$ we can assume that the point of tangency of $S_{D(t)}$ and $S_{A(t)}$ lie on the same line for all t . Specifically, we may assume that $S_{D(t)}$, hence the entire quadruple of spheres $S_{A(t)} - S_{D(t)}$, remains orthogonal to $\partial V \subset \partial\mathbb{H}^4$ for all t . Pictorially, these normalizations tell us the arrangement of the three spheres $S_{A(t)} - S_{C(t)}$ remains as shown in Figure 7 for all t , and the sphere $S_{D(t)}$ moves only horizontally.

Since we have fixed the space-like vectors determining the A, B, C walls, the resulting variety is determined by the variation of the remaining space-like vectors. The conditions placed on these involve tangency and orthogonality relations, along with the norm-squared normalization. The final normalization condition on $S_{D(t)}$ is equivalent to the condition that the vector determining the D wall is orthogonal to e_4 . These conditions are equivalent to various Minkowski dot products remaining constant, so all of the conditions are polynomial and the resulting variety is real algebraic. We will now compute the Zariski tangent space of the scheme given by these equations.

Taking the time derivatives of the fact that the A, B, C walls are fixed yields the relations

$$\dot{A} = 0, \quad \dot{B} = 0, \quad \dot{C} = 0$$

and the norm-squared normalizations yield the relations

$$(D, \dot{D}) = (E, \dot{E}) = (F, \dot{F}) = 0.$$

The fact that the D vector is always perpendicular to e_4 implies that

$$d_4 = (\dot{D}, e_4) = 0.$$

The sphere $S_{D(t)}$ is tangent to $S_{A(t)}$ and $S_{B(t)}$. From these tangencies and the fact that $\dot{A} = \dot{B} = 0$, we conclude that

$$(A, \dot{D}) = (B, \dot{D}) = 0.$$

Together with $(D, \dot{D}) = 0$ and $d_4 = 0$, these facts imply that

$$\dot{D} = (\sqrt{2}\delta, \delta, \delta, -\delta, 0) \quad \text{for some } \delta.$$

Performing a similar analysis for \dot{E} , we use the relations

$$(A, \dot{E}) = (C, \dot{E}) = (E, \dot{E}) = 0$$

to conclude that

$$\dot{E} = (\sqrt{2}\varepsilon', \varepsilon', -\varepsilon', \varepsilon', \varepsilon) \quad \text{for some } \varepsilon, \varepsilon'.$$

Repeating this procedure for \dot{F} shows that

$$\dot{F} = (\sqrt{2}\phi', -\phi', \phi', \phi', \phi) \quad \text{for some } \phi, \phi'.$$

We have not yet used the tangency relation

$$(\dot{E}, D) + (E, \dot{D}) = 0.$$

Using the above expressions for \dot{D} , D , \dot{E} , and E this now expands to the equation

$$-\sqrt{2}\varepsilon' - \sqrt{2}\varepsilon' - \sqrt{2}\delta - \sqrt{2}\delta = 0,$$

implying that $\varepsilon' = -\delta$. By replacing E with F we can similarly conclude that $\phi' = -\delta$. With this the tangency relation

$$(\dot{E}, F) + (E, \dot{F}) = 0$$

implies $\delta = 0$. We have therefore shown that

$$\dot{A} = \dot{B} = \dot{C} = \dot{D} = 0,$$

$$\dot{E} = (0, 0, 0, 0, \varepsilon) \quad \text{and} \quad \dot{F} = (0, 0, 0, 0, \phi).$$

Let us restate this analysis as a proposition.

Proposition 11.1 *Let $\dot{A}, \dot{B}, \dots, \dot{F}$ be an infinitesimal deformation of the space-like vectors A through F . Moreover, let us assume that this infinitesimal deformation preserves the tangencies between the walls W_A through W_F and is infinitesimally norm preserving. It is possible to conjugate this infinitesimal deformation so that*

$$\dot{A} = \dot{B} = \dot{C} = \dot{D} = 0,$$

and the final pair of vectors satisfy the equations

$$\dot{E} = (0, 0, 0, 0, \varepsilon) \quad \text{and} \quad \dot{F} = (0, 0, 0, 0, \phi).$$

One can show that this variety is, in fact, 2-dimensional and smooth at this initial point, but since we will not need this fact we will not prove it here. Qualitatively, this analysis shows that infinitesimal deformations of the arrangement in [Figure 7](#) only involve the spheres S_F and S_E moving in the direction orthogonal to the page. However, we note that we have *not* shown (and it is not true) that $D(t) = D(0)$ for all t , merely that $D(t)$ is constant to first order.

12 Computing infinitesimally

This section will build on the computations of Section 11. The goal is to prove that the deformation of Γ_{22} described in Table 3 is unique at the infinitesimal level. Specifically, we will show that at any point ρ_t of the deformation described in Section 6, the Zariski tangent space of the deformation space is exactly 1 dimensional after modding out by conjugation. From this we can conclude that there are no new infinitesimal deformations of ρ_t other than those coming from infinitesimally varying the t parameter. An application of the implicit function theorem will imply that the deformation variety of Γ_{22} , where we take the slice of conjugacy classes described in the previous section, is 1-dimensional and smooth at all of the points $\rho_t, t > 0$. We emphasize that no symmetry assumptions are placed on the deformations in this section.

Fix a value $t_0 > 0$ and consider the representation ρ_{t_0} given by Table 3. Given an infinitesimal deformation of ρ_{t_0} , denote the infinitesimal deformations of the generating space-like vectors by $\dot{\mathbf{0}}^+, \dot{\mathbf{0}}^-, \dots, \dot{\mathbf{7}}^-, \dot{\mathbf{A}}, \dots, \dot{\mathbf{F}}$. The goal is to prove that this deformation is equivalent to an infinitesimal variation of the parameter t . (By equivalent we mean up to infinitesimal scaling and conjugation in $O(1, 4)$. Infinitesimal scaling means, for example, adding multiples of $\mathbf{0}^+$ to $\dot{\mathbf{0}}^+$.)

We would like to apply Proposition 11.1 to $\dot{\mathbf{A}}$ through $\dot{\mathbf{F}}$. We recall that, for any value of $t_0 > 0$, the rank 3 cusps of Γ_{22} remain rank 3 cusps in $\rho_{t_0}(\Gamma_{22})$ and the space-like vectors corresponding to the letter walls are unchanged. Furthermore, by Lemma 5.3, under any small deformation of $\rho_{t_0}(\Gamma_{22})$ the rank 3 cusps remain rank 3. This implies, in particular, that any infinitesimal deformation will infinitesimally preserve the tangencies between the lettered walls. Thus we can apply Proposition 11.1. Making the constant norm and conjugacy normalizations of the previous section we conclude that the infinitesimal deformations of the letters have the form

$$\begin{aligned} \dot{\mathbf{A}} = \dot{\mathbf{B}} = \dot{\mathbf{C}} = \dot{\mathbf{D}} &= 0, \\ \dot{\mathbf{E}} = (0, 0, 0, 0, \varepsilon) \quad \text{and} \quad \dot{\mathbf{F}} &= (0, 0, 0, 0, \phi). \end{aligned}$$

After this normalization we have no freedom to conjugate our remaining generators further. However, we may assume that the numbered vectors $\dot{\mathbf{0}}^+, \dot{\mathbf{0}}^-, \dots, \dot{\mathbf{7}}^-$ describe a norm preserving infinitesimal deformation. In other words

$$(\mathbf{0}^+, \dot{\mathbf{0}}^+) = (\mathbf{0}^-, \dot{\mathbf{0}}^-) = \dots = (\mathbf{7}^-, \dot{\mathbf{7}}^-) = 0.$$

In Section 6 the only use of the assumption that the deformation remained symmetric under the subgroup K of the symmetry group of Γ_{22} was to conclude that all of the letter walls stayed constant. Once we established this property, the proof that our family

of deformations is the unique one fixing the letter walls was straightforward. The first main result in this section is that the letter walls always remain infinitesimally fixed, without the symmetry assumption. In Section 11, we showed that \dot{A} , \dot{B} , \dot{C} , and \dot{D} all equal 0; it remains to show that \dot{E} and \dot{F} are also 0. This requires a few intermediate computational lemmas.

Lemma 12.1 *There exists a constant a such that*

$$\begin{aligned} \dot{\mathbf{0}}^+ &= \frac{-a}{t_0^2} \cdot (\sqrt{2}, 1, 1, 1, t_0), & \dot{\mathbf{0}}^- &= a \cdot (\sqrt{2}, 1, 1, 1, -1/t_0), \\ \dot{\mathbf{3}}^+ &= \frac{-a}{t_0^2} \cdot (\sqrt{2}, 1, 1, -1, -t_0), & \dot{\mathbf{3}}^- &= a \cdot (\sqrt{2}, 1, 1, -1, 1/t_0). \end{aligned}$$

Proof Begin by analyzing $\dot{\mathbf{0}}^+$. We know $(\dot{\mathbf{0}}^+, \mathbf{0}^+) = 0$. As $\dot{A} = \dot{B} = \dot{C} = 0$, derivatives of the relations

$$(\mathbf{0}^+, A) = (\mathbf{0}^+, B) = (\mathbf{0}^+, C) = 0$$

yield

$$(\dot{\mathbf{0}}^+, A) = (\dot{\mathbf{0}}^+, B) = (\dot{\mathbf{0}}^+, C) = 0.$$

From this we conclude that

$$\dot{\mathbf{0}}^+ = c_0^+ \cdot (\sqrt{2}, 1, 1, 1, t_0).$$

Using the relation $\dot{D} = 0$ and arguing similarly for $\mathbf{0}^-$, $\mathbf{3}^+$, and $\mathbf{3}^-$ yields the equations

$$\begin{aligned} \dot{\mathbf{0}}^+ &= c_0^+ \cdot (\sqrt{2}, 1, 1, 1, t_0), & \dot{\mathbf{0}}^- &= c_0^- \cdot (\sqrt{2}, 1, 1, 1, -1/t_0), \\ \dot{\mathbf{3}}^+ &= c_3^+ \cdot (\sqrt{2}, 1, 1, -1, -t_0), & \dot{\mathbf{3}}^- &= c_3^- \cdot (\sqrt{2}, 1, 1, -1, 1/t_0). \end{aligned}$$

It remains to relate the constants c_0^+ , c_0^- , c_3^+ , and c_3^- . This we do using derivatives of the orthogonality relations

$$(\mathbf{0}^-, \mathbf{0}^+) = (\mathbf{0}^-, \mathbf{3}^+) = (\mathbf{3}^+, \mathbf{3}^-) = 0.$$

These show that

$$c_0^+ = -\frac{c_0^-}{t_0^2}, \quad c_3^+ = -\frac{c_0^-}{t_0^2}, \quad c_3^- = -c_3^+ \cdot t_0^2 = c_0^-.$$

Setting $a = c_0^-$ completes the proof of the lemma. □

The main fact driving the proof of Lemma 12.1 is that \dot{A} , \dot{B} , \dot{C} , and \dot{D} are all 0. Attempting to emulate the above computation for the quartet $\mathbf{1}^+$, $\mathbf{1}^-$, $\mathbf{2}^+$, and $\mathbf{2}^-$ would run into complications because we do not know that $\dot{E} = 0$. However, repeating the above steps will prove the following slightly weaker lemma.

Lemma 12.2 *Let a be the constant from [Lemma 12.1](#). There exist constants c_1^+ , c_1^- , c_2^+ , and c_2^- such that*

$$(12-1) \quad \dot{\mathbf{i}}^+ = (\sqrt{2}c_1^+, c_1^+, a/t_0^2, c_1^+, a/t_0),$$

$$(12-2) \quad \dot{\mathbf{i}}^- = (\sqrt{2}c_1^-, c_1^-, -a, c_1^-, a/t_0),$$

$$(12-3) \quad \dot{\mathbf{z}}^+ = (\sqrt{2}c_2^+, c_2^+, a/t_0^2, -c_2^+, -a/t_0),$$

$$(12-4) \quad \dot{\mathbf{z}}^- = (\sqrt{2}c_2^-, c_2^-, -a, -c_2^-, -a/t_0).$$

Proof Begin with $\dot{\mathbf{i}}^+$. Apply the relations

$$(\dot{\mathbf{i}}^+, \mathbf{1}^+) = (\dot{\mathbf{i}}^+, \mathbf{A}) = (\dot{\mathbf{i}}^+, \mathbf{C}) = 0$$

to conclude

$$\dot{\mathbf{i}}^+ = (\sqrt{2}c_1^+, c_1^+, d_1^+, c_1^+, d_1^+ t_0),$$

for some constant d_1^+ . The orthogonality condition $(\mathbf{1}^+, \mathbf{0}^-) = 0$ yields

$$(\dot{\mathbf{i}}^+, \mathbf{0}^-) + (\mathbf{1}^+, \dot{\mathbf{0}}^-) = 0.$$

Expanding this relation yields $d_1^+ = a/t_0^2$, as desired. This establishes [Equation \(12-1\)](#).

Arguing similarly for $\mathbf{1}^-$, use the equations

$$(\dot{\mathbf{i}}^-, \mathbf{A}) = (\dot{\mathbf{i}}^-, \mathbf{C}) = (\dot{\mathbf{i}}^-, \mathbf{1}^-) = (\dot{\mathbf{i}}^-, \mathbf{0}^+) + (\mathbf{1}^-, \dot{\mathbf{0}}^+) = 0$$

to deduce [Equation \(12-2\)](#). [Equation \(12-3\)](#) follows from

$$(\dot{\mathbf{z}}^+, \mathbf{A}) = (\dot{\mathbf{z}}^+, \mathbf{D}) = (\dot{\mathbf{z}}^+, \mathbf{2}^+) = (\dot{\mathbf{z}}^+, \mathbf{3}^-) + (\mathbf{2}^+, \dot{\mathbf{3}}^-) = 0.$$

Finally, [Equation \(12-4\)](#) follows from

$$(\dot{\mathbf{z}}^-, \mathbf{A}) = (\dot{\mathbf{z}}^-, \mathbf{D}) = (\dot{\mathbf{z}}^-, \mathbf{2}^-) = (\dot{\mathbf{z}}^-, \mathbf{3}^+) + (\mathbf{2}^-, \dot{\mathbf{3}}^+) = 0. \quad \square$$

Armed with [Equations \(12-1\)–\(12-4\)](#), only a couple additional computations are needed to show that $\dot{\mathbf{E}} = 0$. Specifically,

$$(\dot{\mathbf{i}}^-, \mathbf{2}^+) + (\mathbf{1}^-, \dot{\mathbf{z}}^+) = 0$$

implies that

$$a \cdot (1 - 1/t_0^2) = c_1^- + c_2^+.$$

Recall that $\dot{E} = (0, 0, 0, 0, \varepsilon)$. Then

$$\begin{aligned} 0 &= (\mathbf{1}^-, \dot{E}) + (\dot{\mathbf{1}}^-, E) + (\mathbf{2}^+, \dot{E}) + (\dot{\mathbf{2}}^+, E) \\ &= -t_0 \varepsilon - \sqrt{2}c_1^- + \sqrt{2}a - \varepsilon/t_0 - \sqrt{2}c_2^+ - \sqrt{2}c/t_0^2 \\ &= -(1 + 1/t_0) \varepsilon - \sqrt{2}(c_1^- + c_2^+) + \sqrt{2}(1 - 1/t_0^2)a \\ &= -(1 + 1/t_0)\varepsilon. \end{aligned}$$

As $t_0 > 0$, this implies $\varepsilon = 0$, and thus $\dot{E} = 0$.

Now that we know $\dot{E} = 0$, we can argue as in [Lemma 12.1](#) to conclude that

$$c_1^+ = -a/t_0^2, \quad c_1^- = a, \quad c_2^+ = -a/t_0^2, \quad c_2^- = a.$$

This determines $\dot{\mathbf{0}}^+, \dot{\mathbf{0}}^-, \dot{\mathbf{1}}^+, \dots, \dot{\mathbf{3}}^-$ up to a single scalar a .

This is half of our goal. It remains to show $\dot{F} = 0$. Notice that all we did was begin with the four numbered generators $\mathbf{0}^+, \mathbf{0}^-, \mathbf{3}^+, \mathbf{3}^-$ of the front-right portion of the cube of [Figure 1](#), move left, and apply known relations until $\dot{E} = 0$ popped out the calculations. The next step is to proceed right around the cube to the quartet $\mathbf{4}^+, \mathbf{4}^-, \mathbf{5}^+$, and $\mathbf{5}^-$. Argue exactly as we did for the quartet $\mathbf{1}^+, \mathbf{1}^-, \mathbf{2}^+$, and $\mathbf{2}^-$ to derive equations analogous to those in [Lemma 12.2](#). Then, proceeding as in the computation above of \dot{E} , show that $\dot{F} = 0$.

Once we know that $\dot{F} = 0$ one can compute

$$\begin{aligned} \dot{\mathbf{4}}^+ &= -a/t_0^2 \cdot (\sqrt{2}, -1, 1, -1, t_0), & \dot{\mathbf{4}}^- &= a \cdot (\sqrt{2}, -1, 1, -1, -1/t_0), \\ \dot{\mathbf{5}}^+ &= -a/t_0^2 \cdot (\sqrt{2}, -1, 1, 1, -t_0), & \dot{\mathbf{5}}^- &= a \cdot (\sqrt{2}, -1, 1, 1, 1/t_0). \end{aligned}$$

Finally, using $\dot{C} = \dot{D} = \dot{E} = \dot{F} = 0$, the same argument as for [Lemma 12.1](#) yields

$$\begin{aligned} \dot{\mathbf{6}}^+ &= -a/t_0^2 \cdot (\sqrt{2}, -1, -1, 1, t_0), & \dot{\mathbf{6}}^- &= a \cdot (\sqrt{2}, -1, -1, 1, -1/t_0), \\ \dot{\mathbf{7}}^+ &= -a/t_0^2 \cdot (\sqrt{2}, -1, -1, -1, -t_0), & \dot{\mathbf{7}}^- &= a \cdot (\sqrt{2}, -1, -1, -1, 1/t_0). \end{aligned}$$

Because we have not imposed all of the required orthogonality conditions, these calculations demonstrate only that the Zariski tangent space at ρ_{t_0} is at most 1-dimensional, corresponding to the choice of the constant a above (t_0 is fixed). As we will see in the proof of [Theorem 12.3](#) below, because of the existence of our path of representations, this is sufficient to show that the Zariski tangent space is exactly 1-dimensional and that the variety is smooth. But first we note that, for a suitable choice of a , the infinitesimal variation in the space-like vectors given above equals that obtained by simply taking the t -derivative of the deformation given in [Table 3](#) after

rescaling. To see this we must scale the vectors of Table 3 so that their norms remain constant. Namely, multiply the $+$ vectors by the function

$$\sqrt{\frac{1 + 1/t_0^2}{1 + 1/t^2}},$$

and the $-$ vectors by

$$\sqrt{\frac{1 + t_0^2}{1 + t^2}}.$$

(Note that t_0 is constant.) The resulting rescaled family will have t -derivatives at t_0 equal to $\dot{\mathbf{0}}^+, \dot{\mathbf{0}}^-, \dots, \dot{\mathbf{7}}^-$ above for $a = -t_0/(1 + t_0^2)$. As always, this rescaling has no effect on the 1-parameter family of representations it describes.

An application of the implicit function theorem now implies the following theorem:

Theorem 12.3 *For any $t_0 > 0$ consider the representation $\rho_{t_0} \in \text{Hom}(\Gamma_{22}, G)$, where $G = \text{Isom}(\mathbb{H}^4)$. Let $\text{Def}(\Gamma_{22}, G)$ denote the slice of conjugacy classes in $\text{Hom}(\Gamma_{22}, G)$ determined by the conditions that the space-like vectors corresponding to the A , B , and C walls are constant and the vector corresponding to the D wall is orthogonal to the vector e_4 . Then the point ρ_{t_0} has a neighborhood in $\text{Def}(\Gamma_{22}, G)$ that is a smooth 1-dimensional manifold. The Zariski tangent space of $\text{Def}(\Gamma_{22}, G)$ at ρ_{t_0} is equal to the tangent space. Near ρ_{t_0} this deformation space is parametrized by the 1-parameter family of representations ρ_t described in Table 3.*

Proof A point in $\text{Def}(\Gamma_{22}, G)$ near ρ_{t_0} is determined by space-like vectors $\{q_i\}$ in $\mathbb{R}^{1,4}$ associated with reflections in the 22 walls of P_{22} . The coordinates of all these vectors determine a point in \mathbb{R}^k , for some large value k . (If we suppress the coordinates of the A , B , and C vectors and the last coordinate of the D vector, all of which are assumed fixed in our slice, then $k = 94$ coordinates suffice to uniquely determine the vectors, but this is not important in our argument.) We denote by $\rho(t_0)$ the point in \mathbb{R}^k corresponding to the representation ρ_{t_0} . Vectors $\{q_i\}$ correspond to a point in $\text{Def}(\Gamma_{22}, G)$ if and only if certain pairs are orthogonal. This means that their dot products are 0, a quadratic condition. Since a reflection depends only on a space-like vector up to scale we assume that the norms of the vectors are the same as those corresponding to $\rho(t_0)$, again a quadratic condition arising from dot products.

Define a map $r: \mathbb{R}^k \rightarrow \mathbb{R}^\ell$ by taking a point in \mathbb{R}^k to this collection of dot products of the associated vectors. Then, near $\rho(t_0)$, $\text{Def}(\Gamma_{22}, G) = r^{-1}(p)$, where $p = r(\rho(t_0))$. We have thus identified $\text{Def}(\Gamma_{22}, G)$ near ρ_{t_0} with a subset of \mathbb{R}^k containing the point $\rho(t_0)$, in fact as the preimage of a single point of a polynomial map.

The computations of the last two sections imply that the kernel of the derivative dr at $\rho(t_0)$ is at most 1-dimensional. A priori we can only conclude that there is an inequality because we did not impose all of the orthogonality conditions. On the other hand, consider the map $\rho: \mathbb{R}_+ \rightarrow \mathbb{R}^k$ sending $t \in \mathbb{R}_+$ to the coordinates of the space-like vectors in Table 3 at time t , but rescaled as above. The derivative of this map is injective. Since all of $\rho(\mathbb{R}_+) \subset \text{Def}(\Gamma_{22}, G)$ maps to $p = r(\rho(t_0))$ under r , the kernel of dr is at least 1-dimensional, hence exactly 1-dimensional.

Now consider the sequence of maps

$$\mathbb{R}_+ \rightarrow \mathbb{R}^k \rightarrow \mathbb{R}^\ell$$

given by the composition $r \circ \rho$. This composition is constant with image equal to p . Furthermore, we have just shown that the corresponding sequence $dr \circ d\rho$ of maps of tangent spaces is exact at the central term.

These are the hypotheses of Lemma 6.8 of [15], which is an application of the implicit function theorem (and is used there to prove Weil’s lemma). The conclusion of this Lemma is that, near the point where the derivative is computed, the preimage $r^{-1}(p)$ is a smooth manifold whose tangent space equals the kernel of dr , which equals the image of $d\rho$. Theorem 12.3 now follows. \square

Near ρ_{t_0} , the orbit of the action of G on $\text{Hom}(\Gamma_{22}, G)$ by conjugation is a smooth 10-dimensional manifold, the same dimension as G . Since the slice described above is transverse to this orbit, Theorem 12.3 could equally well be phrased as saying that $\text{Hom}(\Gamma_{22}, G)$ is a smooth 11-dimensional manifold near ρ_{t_0} .

Theorem 12.3 can be used to study the quotient groups $\Lambda_n = \rho_{t_n}(\Gamma_{22})$ of Γ_{22} , where $n \in \{3, 4, \dots\}$ and t_n is defined by Equation (6-1). Recall that each Λ_n is a discrete subgroup of G . Our analysis of the infinitesimal deformations of Γ_{22} implies:

Corollary 12.4 *The inclusion map of Λ_n into G is an infinitesimally rigid representation of $\text{Hom}(\Lambda_n, G)$. Thus, at this representation, the variety $\text{Hom}(\Lambda_n, G)$ is 10-dimensional and smooth, corresponding locally to the G -action by conjugation.*

Proof The group Λ_n contains additional torsion relations not found in the presentation of Γ_{22} . For example, walls 1^+ and 3^+ intersect at an angle $2\pi/n$ in the arrangement corresponding to Λ_n . Therefore the group element obtained by concatenating these two reflections will be a rotation around their plane of intersection by angle $4\pi/n$ and hence will have finite order. Any infinitesimal deformation of Λ_n must infinitesimally preserve this relation and thus the angle between these walls. Since any such infinitesimal deformation is also an infinitesimal deformation of Γ_{22} , it corresponds to varying

the t parameter of ρ_t infinitesimally. But, as computed in [Proposition 6.2](#), this changes the angle of intersection to the first order. Thus, there are no nontrivial infinitesimal deformations of Λ_n .

The final statement is Weil's lemma [[21](#); [15](#)] applied to the 10-dimensional Lie group G , using the fact that these representations have trivial centralizer in G . \square

[Corollary 12.4](#) and [Proposition 9.2](#) combine to give explicit examples of 4-dimensional geometrically finite groups that are infinitesimally rigid even though their boundary subgroups have nontrivial deformations. This demonstrates the failure in dimension four of the 3-dimensional Ahlfors–Bers deformation theory of geometrically finite Kleinian groups [[1](#)]. That theory implies that the deformations of a 3-dimensional geometrically finite group of hyperbolic isometries are locally parametrized by the conformal structures of the boundary surfaces at infinity. In particular, if the boundary subgroups have nontrivial deformations, so will the groups themselves.

Combining this with [Proposition 9.1](#) we can conclude the following:

Corollary 12.5 *For $n = 2m$, where $m \geq 4$ is an integer, the geometrically finite, infinite covolume group $\Lambda_n < G$ is infinitesimally rigid, Zariski dense, and its convex hull does not have totally geodesic boundary. The boundary subgroups of Λ_n all have nontrivial deformations in G .*

13 Lattices in the deformation

In [Section 6](#) we showed that the deformed reflection group $\tilde{\Lambda}_n := \rho_{t_n}(\tilde{\Gamma}_{22}) < \text{Isom}(\mathbb{H}^4)$, is discrete for n an integer at least 3. [Figure 11](#) shows the Coxeter diagram for this group, where $\nu = n$. Using this diagram one can prove the following proposition.

Proposition 13.1 *The discrete group $\tilde{\Lambda}_n := \rho_{t_n}(\tilde{\Gamma}_{22}) < \text{Isom}(\mathbb{H}^4)$ is a nonuniform lattice when $n \in \{3, 4, 5\}$.*

This proposition immediately implies the finite index subgroup $\Lambda_n = \rho_{t_n}(\Gamma_{22})$ is also a lattice for $n \in \{3, 4, 5\}$. A floating point computation suggesting this was explained in [Section 10](#). Note that [Sections 7](#) and [8](#) built fundamental domains only for $n > 6$; other methods are necessary to analyze the remaining cases. We now explain how to prove [Proposition 13.1](#).

The proof is a lengthy but manageable application of a criterion, due to Vinberg [[18](#)], for determining whether or not a hyperbolic reflection group is a lattice. This criterion

is given in terms of the group's Coxeter diagram, using the diagram to determine the combinatorics of the polytope which forms a fundamental region for the Coxeter group. For simplicity we focus on the case of \mathbb{H}^4 . The idea of Vinberg's criterion is to look for the polytope's edges in the diagram, and check whether or not each end of each edge terminates in either a vertex inside \mathbb{H}^4 or a cusp of rank 3. This is done by examining subdiagrams of the Coxeter diagram. At this point the reader might find it useful to obtain a table of the connected elliptic and parabolic Coxeter diagrams. For example, see Vinberg [19, pages 202–203].

The link of a finite vertex determines a 3-dimensional spherical Coxeter group; this corresponds to an elliptic subdiagram of the original Coxeter diagram. Every n -dimensional spherical Coxeter group is obtained by reflection in some n -dimensional spherical simplex, so for a 4-dimensional hyperbolic Coxeter group, the subdiagrams corresponding to a finite vertex will have exactly 4 vertices. The disjoint union of an elliptic diagram and a vertex is again elliptic, corresponding to the spherical cone on a lower dimensional spherical simplex. All elliptic diagrams can be built up from connected ones in this way. Similarly, by intersecting a neighborhood of an ideal vertex with a horosphere based there, one obtains a Euclidean Coxeter group; this corresponds to a parabolic subdiagram. Any n -dimensional Euclidean Coxeter group determined by a *connected* parabolic diagram arises as a reflection group in some n -dimensional Euclidean simplex. The disjoint union of parabolic diagrams is again parabolic, corresponding to the direct product of the associated reflection groups. All parabolic diagrams can be built from connected ones in this way, and one can easily compute the rank from the ranks of the connected diagrams.

In dimension 4 an edge is seen in the diagram as a triple of vertices forming an elliptic subdiagram. The corresponding Coxeter subgroup is the isotropy group of the edge in the associated polytope. It is a 2-dimensional spherical reflection group whose fundamental polygon is determined by the intersection of a hyperplane normal to the edge with a small neighborhood of the edge.

Vinberg's criterion in dimension 4 is then given algorithmically by first finding all the triples of vertices in the original Coxeter diagram that determine elliptic subdiagrams and then checking that each one extends in exactly two ways: either to an elliptic subdiagram with 4 vertices or to a parabolic subdiagram of rank 3.

We outline this process in our case; some details are left to the reader. We refer constantly to the Coxeter diagram in [Figure 11](#) where we will assume for the moment that the value $\nu > 2$ equals an integer n . The fundamental polytope for the group $\tilde{\Lambda}_n$ will be denoted by $\tilde{\mathcal{F}}_{t_n}$.

Since there are 8 vertices there are 56 possible triples. An obvious necessary condition for a triple to determine an edge is that each pair of the triple should correspond to walls which intersect. This rules out 28 possibilities immediately. For example, the triple $\{A, L, M\}$ does not form an edge because W_A and W_L are tangent.

We note that there is exactly one parabolic subdiagram of rank 3 in this Coxeter diagram. It is shown in Figure 29; it corresponds to the group generated by reflections in the faces of a cube, which is a horocyclic cross-section of the unique cusp of $\widetilde{\mathcal{F}}_{t_n}$. There are $8 = 2^3$ edges coming from the different ways of choosing one vertex from each of the connected components in this parabolic subdiagram. The fact that these triples enlarge to a parabolic subdiagram indicates that one end of each edge terminates at infinity at the fixed point of a rank 3 cusp group. The 8 edges correspond to the 8 vertices of the cube cross-section. As there is only one cusp, we must show that the other end of each of these edges terminates at a finite vertex.

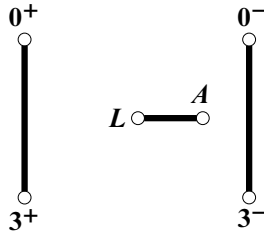


Figure 29: The Coxeter diagram of a cubical reflection group

There are 20 remaining triples that could possibly correspond to edges and, when $n < 6$, they do, indeed, define elliptic subdiagrams. Rather than show this directly, we make the following argument. Any edge that corresponds to one of these remaining triples must be a finite edge because we have used up all of the ends of edges going out the cubical cusp. Thus we should have 40 finite ends of edges from these triples. Together with the 8 finite ends of the infinite edges, there should be a total of 48 finite ends of edges. Any finite vertex has valence 4 since its spherical link is a combinatorial tetrahedron. Thus it suffices to describe 12 finite vertices.

We will describe 6 vertices; the other 6 are the images of these under the roll symmetry (which is the reflection in horizontal line through L and A in Figure 11). The first two vertices correspond to the quartets $\{3^+, 3^-, N, A\}$ and $\{3^+, 3^-, N, L\}$ whose polyhedra are the spherical cone on the $(2, 2, 2)$ and $(2, 2, 3)$ spherical triangles, respectively. These are clearly spherical and independent of n . The second two vertices correspond to $\{3^+, M, N, A\}$ and $\{3^+, M, 0^-, A\}$. Their associated polyhedra are the same, equal to the cone on the $(2, 2, n)$ spherical triangle. Although the geometry depends on n it is always spherical. Finally, the last two quartets are only elliptic

when $n < 6$. They are $\{3^+, M, L, 0^-\}$ and $\{3^+, M, L, N\}$. The first is the cone on the $(2, 3, n)$ triangle which is spherical when $n < 6$ but not otherwise. The second determines a tetrahedron which is spherical for integer values $n \leq 5$.

This completes the proof of [Proposition 13.1](#).

13.1 Transitional combinatorics

In this section we will use the analysis from the previous section to understand the transitional behavior of the combinatorics of the polytopes $\widetilde{\mathcal{F}}_t$. Rather than considering only values of t when the angle between W_{3^+} and W_M and between W_{0^+} and W_N is of the form π/n , we allow t and hence the angle to vary continuously. This amounts to letting the value ν in the Coxeter diagram in [Figure 11](#) vary continuously. We always assume that $\nu > 2$.

Our previous analysis amounted to considering the edges and vertices of the polytopes $\widetilde{\mathcal{F}}_{t_n}$ via the Coxeter diagram. This makes sense for any value of t and the analog of Vinberg's criterion is the same. A finite vertex in the polytope corresponds to a quartet of vertices in the Coxeter diagram that determines a spherical tetrahedron and an edge in the polytope corresponds to a triple of vertices in the Coxeter diagram that determines a spherical triangle. The polytope has finite volume if and only if every edge has two vertices each of which is either finite or ends at a rank 3 cusp.

There are two transitional values for $1 > t > 0$ (or for angles between 0 and $\pi/2$), one at $t = t_6$, when the angle equals $\pi/3$, and the other at $t = \sqrt{1/2}$, which corresponds to the angle $(\cos^{-1}(1/3))/2$. In [Section 10](#) we showed numerically that the combinatorics of the polytopes \mathcal{F}_t for the groups $\rho_t(\Gamma_{22})$ change at these values. We will now be able to prove rigorously that, for the polytopes $\widetilde{\mathcal{F}}_t$ of the representations of the extended group, these changes occur and that these are the only combinatorial changes that occur. This follows from the fact that any combinatorial change will create or destroy vertices or edges and we can now analyze all such occurrences. We will then check that these changes in the polytopes $\widetilde{\mathcal{F}}_t$ correspond to the numerically observed changes in the polytopes \mathcal{F}_t .

In the previous section we showed that all 28 triples of vertices in the Coxeter diagram that can correspond to edges for some value of ν do actually determine an edge when $\nu = n \leq 5$. For these values, there are 12 quartets that correspond to finite vertices. These statements are not true for values $\nu \geq 6$.

To understand more precisely how things change for $\nu > 5$, consider the subdiagram of [Figure 11](#) shown in [Figure 30](#). This subdiagram corresponds to an edge of $\widetilde{\mathcal{F}}_t$,

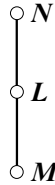


Figure 30: A problematic edge

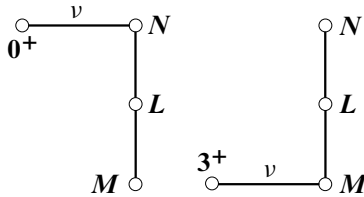


Figure 31: Vertices of a problematic edge

independent of t . For $\nu \leq 5$, this edge has finite length and terminates in vertices corresponding to the subdiagrams in Figure 31.

When $n \leq 5$, the subdiagrams in Figure 31 correspond to an elliptic Coxeter group with polyhedron given by the spherical tetrahedron shown in Figure 32, where the dihedral angle at an edge equals π divided by its label. For any value of ν , one obtains a tetrahedron with these angles by taking a regular tetrahedron with dihedral angle $2\pi/\nu$ and dividing out by its symmetries. When the dihedral angle at the edge labeled ν equals $(\cos^{-1}(1/3))/2$ (at $\nu \approx 5.104$), the tetrahedron in Figure 32 is no longer spherical. It is Euclidean and the edge ends at two ideal vertices. (The dihedral

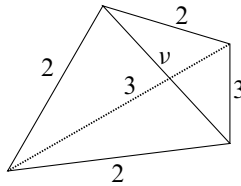


Figure 32: The link of the disappearing vertices

angles of a regular Euclidean tetrahedron equal $\cos^{-1}(1/3)$.) At this value, the volume of the polytope is still finite. However, for any larger value of ν , the tetrahedron is not Euclidean or spherical (it is actually hyperbolic) and the corresponding vertex has disappeared from $\widetilde{\mathcal{F}}_t$. The edge corresponding to the subdiagram in Figure 30 has no finite or cusped vertices so the Vinberg criterion fails, and the polytope has infinite volume.

There is a second combinatorial change that occurs when the dihedral angle passes through $\pi/6$ (when ν passes through value 6). At this value, two vertices and two edges are lost. The two edges that are lost are associated to the triple $\{3^+, M, L\}$ and its image $\{0^+, N, L\}$ under the roll symmetry. These subdiagrams correspond to the group of reflections in the $(2, 3, \nu)$ triangle (with angles $\pi/2$, $\pi/3$, and π/ν), which is spherical if and only if $\nu < 6$. The two vertices lost are associated to the quartet $\{3^+, M, L, 0^-\}$ and its image $\{0^+, N, L, 3^-\}$ under the roll symmetry. At $\nu = 6$ they are parabolic subdiagrams but of rank 2 and, for larger values of ν , the corresponding four walls have no common intersection, even at infinity.

These are the only possible combinatorial changes. To see this, note that the arguments in the previous section show that all 28 triples of vertices in the Coxeter diagram that could correspond edges for some value of ν did occur for $\nu \leq 5$. Thus, no new edges can occur as ν is increased. Also, for $\nu \leq 5$, every edge has at least one finite vertex, so all possible edge triples occur as a subset of at least one of the 12 quartets that correspond to finite vertices. A quick check shows that, except for $\{3^+, M, L\}$ and $\{0^+, N, L\}$, all such triples correspond to spherical triangles for all values of ν . Thus these are the only ones that can be lost and this occurs only at $\nu = 6$. Similarly, there can be no new finite vertices and vertices can only be lost when and in the manner described above.

We now confirm that the combinatorial changes in $\tilde{\mathcal{F}}_t$ at these values correspond to the changes in the polytopes \mathcal{F}_t for the unextended groups $\rho_t(\Gamma_{22})$ that were observed numerically in Section 10. As in that section we consider decreasing the value of t from slightly less than 1 where we know that the description of the polytopes in Section 8 is correct. For values of t larger than t_6 (hence for angles smaller than $\pi/3$) the finite vertex corresponding to the quartet $\{3^+, M, L, 0^-\}$ does not exist while it does exist for values of t less than t_6 . At $t = t_6$ the quartet corresponds to an ideal vertex where the associated 4 walls intersect at infinity.

To understand how the polytope \mathcal{F}_t changes at t_6 we note that it is the union of the 24 copies of the polytope $\tilde{\mathcal{F}}_t$ which are its orbit under the group generated reflections in the L , M and N walls. A point of intersection of the walls in the quartet $\{3^+, M, L, 0^-\}$ provides a point of intersection in \mathcal{F}_t between the walls in the orbit of $\{3^+, 0^-\}$ under the subgroup generated by reflection in the L and M walls. This subgroup preserves the wall W_{0^-} so this equals W_{0^-} together with the orbit of W_{3^+} . This orbit equals the $\{3^+, 1^+, 5^+\}$ walls. The intersection of these 3 walls with W_{0^-} , first at infinity when $t = t_6$ then at a finite vertex for slightly smaller values of t is apparent in the third and fourth pictures of Figure 27. This corresponds to the triangular region at infinity of W_{0^-} first collapsing to a point and then disappearing. The same process occurs on the other even negative walls, which are the orbit of W_{0^-} under the full

group of symmetries. Applying the roll symmetry one sees it occur also on the odd negative walls.

The transition at $t = t_6$ can also be seen in the third and fourth pictures in Figure 28 which shows the pattern of intersection for W_{3^+} at infinity. Here one sees the hexagonal region at infinity for W_{3^+} collapsing first to a triangle with internal angles 0 and then changing to a triangle with small internal angles. One of the vertices of the triangle with internal angles 0 is the ideal vertex corresponding to the subdiagram $\{3^+, M, L, 0^-\}$ which is parabolic at t_6 . The fact that it is not of rank 3 can be seen from the fact that it is on the boundary of an open region at infinity for W_{3^+} . The other vertices of this triangle are the orbit of this one under the symmetries preserving W_{3^+} .

In Figure 28 one can also see the new edges that appear for values $t > t_6$. In $\tilde{\mathcal{F}}_t$ the triple $\{3^+, M, L\}$ determines an edge for these values of t . By considering the orbit of 3^+ under the group generated by reflection in the L and M walls, this provides an edge which equals the intersection of the $\{3^+, 1^+, 5^+\}$ walls. One endpoint of this edge is one of the vertices of the triangle in the fourth picture and the triple intersection is apparent from the fact that the circles corresponding to the 1^+ and 5^+ walls overlap. This edge has one finite vertex corresponding to the quartet $\{3^+, 1^+, 5^+, 0^-\}$ which defines a spherical polyhedron for $t > t_6$ but the fact that it has no other finite or cusped vertex implies that the polytope has infinite volume.

One can do a similar analysis at $t = \sqrt{1/2}$ which corresponds to $1/2$ the dihedral angle of a regular Euclidean tetrahedron. At this value the quartet $\{3^+, M, L, N\}$ determines a Euclidean tetrahedron, hence a quadruple intersection at infinity, and for larger values of t it determines a spherical tetrahedron, hence a finite vertex. In the polytope \mathcal{F}_t this provides similar quadruple intersections between the $\{3^+, 1^+, 5^+, 7^+\}$ walls, where these represent the orbit of 3^+ under the full symmetry group. The intersection at infinity case can be seen in the fifth picture of Figure 28 where the triangular region at infinity for W_{3^+} has collapsed to a point and the finite vertex case occurs in the sixth picture when this region has disappeared completely.

13.2 A bonus lattice

Finally, we can use the polytopes in our family to construct one more lattice. We have seen that the group $\tilde{\Lambda}_6$ is not a lattice. However, we can extend it to a lattice by “putting back in” the reflections corresponding to H and G . Precisely, we redefine the letters H and G as

$$G = \left(1, 0, 0, 0, \sqrt{\frac{6}{5}}\right), \quad H = \left(1, 0, 0, 0, -\sqrt{\frac{6}{5}}\right),$$

this we refer the reader to Borel [4] and Morris [23]. In our setting we need only a criterion due to Vinberg for arithmeticity applicable to reflection groups in $\text{Isom}(\mathbb{H}^4)$ with noncompact finite volume Coxeter polytopes [19, Chapter 5, Theorem 3.1].

To describe this criterion, let $R < \text{Isom}(\mathbb{H}^n)$ be a reflection group with a noncompact finite volume Coxeter polytope. (There is another criterion in the compact case, but it is more complicated.) Given the Coxeter diagram of R , we relabel its edges as follows: For any pair of walls intersecting in an angle π/n for $n > 2$, label the corresponding edge with $2 \cos(\pi/n)$. For any pair of walls tangent at infinity label the corresponding thickened edge with a 2. Finally, for any pair of walls separated by a distance $d > 0$, label the corresponding edge with $2 \cosh(d)$. In all three cases, the label is simply -2 times the Minkowski pairing of the respective unit space-like vectors. Notice that for orthogonal pairs (which have no edge between them) this prescription would result in a label of 0. Since Vinberg’s criterion involves taking products of such Minkowski inner products there is no need for a label between such pairs.

Now make a list of the closed cycles of the Coxeter diagram that have no repeated vertices except for the beginning and ending vertex. (Going back and forth along a single edge is allowed.) For each cycle of the list, form the product of the labels of the edges traversed. This forms a list of numbers, one for each cycle. Vinberg’s criterion states that R is an arithmetic lattice if and only if each number of this list is an integer. (The general condition involves such products being algebraic integers in an algebraic number field associated to R . When the polytope is noncompact this field is always \mathbb{Q} .)

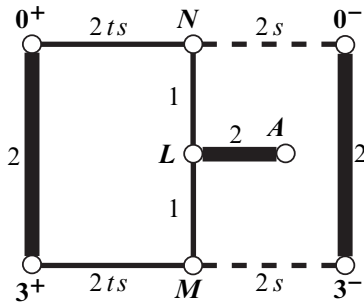


Figure 35: The relabeled Coxeter diagram

Let us apply this criterion to $\tilde{\Lambda}_n$. Figure 35 shows its relabeled Coxeter graph, which is Figure 11 with edges marked as discussed above. In the figure $t = t_n$ and

$$s = \sqrt{\frac{2}{1+t^2}}$$

A key observation is that any cycle of the Coxeter graph traversing a dotted edge must traverse a dotted edge twice. Similarly, any cycle traversing an edge labeled $2ts$ must traverse such an edge twice. To test Vinberg’s criterion it therefore suffices to determine when

$$\frac{8t^2}{1+t^2} \quad \text{and} \quad \frac{8}{1+t^2}$$

are integers. This occurs if and only if $t \in \{t_3 = \sqrt{1/7}, t_4 = \sqrt{1/3}, t_6 = \sqrt{3/5}\}$. From this we may conclude that the lattices $\tilde{\Lambda}_3$ and $\tilde{\Lambda}_4$ are arithmetic, and the lattice $\tilde{\Lambda}_5$ is not arithmetic. Moreover, we have shown that for $n > 6$ no group $\tilde{\Lambda}_n$ is ever a subgroup of an arithmetic lattice.

Recall that arithmeticity is a property of a lattice’s commensurability class [4; 23]. Using this we may restate the above results in terms of our original family Λ_n as follows.

Theorem 13.2 *The lattices Λ_3 and Λ_4 are arithmetic. The lattice Λ_5 is not arithmetic.*

Using these techniques, we leave it to the reader to prove that the extension L_6 of $\tilde{\Lambda}_6$ is also an arithmetic lattice.

13.4 Retracts and quotients

Recall that a right-angled Coxeter group is a Coxeter group

$$R = \langle r_1, r_2, \dots, r_M \mid r_1^2 = \dots = r_M^2 = (r_{i_1} r_{j_1})^{m_1} = \dots = (r_{i_N} r_{j_N})^{m_N} = 1 \rangle$$

such that all the integers m_i are equal to two. This implies that all the generator pairs r_{i_k}, r_{j_k} commute. The lattice Γ_{24} is an example of a right-angled Coxeter group. These special groups have the following interesting property which we will use to construct nontrivial lattice quotients of Γ_{24} .

Pick a subset S of the generators $\{r_1, \dots, r_M\}$ of R . Define the free Coxeter group

$$C_M := \langle \rho_1, \dots, \rho_M \mid \rho_1^2 = \dots = \rho_M^2 = 1 \rangle,$$

and a homomorphism

$$f: C_M \longrightarrow \langle S \rangle < R$$

$$\rho_i \longmapsto \begin{cases} r_i & \text{if } r_i \in S, \\ 1 & \text{if } r_i \notin S. \end{cases}$$

We claim the homomorphism f sends the relations of R to the identity, and thus descends to a surjective homomorphism $\bar{f}: R \rightarrow \langle S \rangle$. To see this, consider r_i and r_j , a commuting pair of generators of R . If r_i and r_j are in S then

$$f(\rho_i \rho_j \rho_i \rho_j) = r_i r_j r_i r_j = 1.$$

If neither r_i nor r_j are in S then $f(\rho_i \rho_j \rho_i \rho_j)$ is clearly the identity. Finally, if $r_i \in S$ and $r_j \notin S$ then

$$f(\rho_i \rho_j \rho_i \rho_j) = r_i \cdot 1 \cdot r_i \cdot 1 = 1.$$

This shows that f descends to a surjection $\bar{f}: R \rightarrow \langle S \rangle$. In the literature this homomorphism is called a retract of R because the composition

$$\langle S \rangle \xrightarrow{\text{incl}} R \xrightarrow{\bar{f}} \langle S \rangle$$

is the identity map.

Let us apply this to Γ_{22} and Γ_{24} . By the above there exists a surjective homomorphism $\Gamma_{24} \rightarrow \Gamma_{22}$. Recall that $\Lambda_n = \rho_n(\Gamma_{22})$ for $n \in \{3, 4, 5\}$ is a lattice in $\text{Isom}(\mathbb{H}^4)$. The composition

$$\Gamma_{24} \longrightarrow \Gamma_{22} \xrightarrow{\rho_n} \Lambda_n$$

is a surjection between lattices of $\text{Isom}(\mathbb{H}^4)$ which is not an isomorphism. In other words, the composition is a nontrivial quotient map. We state this as a proposition.

Proposition 13.3 *Inside $\text{Isom}(\mathbb{H}^4)$, the arithmetic lattices Λ_3 and Λ_4 and the nonarithmetic lattice Λ_5 are all nontrivial quotients of the arithmetic lattice Γ_{24} . Moreover, by passing to finite index subgroups, an infinite number of similar lattice quotients can be constructed inside $\text{Isom}(\mathbb{H}^4)$.*

14 To the cuboctahedron

Finally, we consider the limiting representation of $\rho_t(\Gamma_{22})$ as $t \rightarrow 0$. Referring to Table 3 we see that some of the entries of the positive numbered space-like vectors go to infinity. However, the corresponding hyperplanes, and hence the corresponding reflections, depend only on the space-like vectors up to scale. If we rescale those vectors by multiplying by t , then they all limit to $\pm e_4$; thus all the corresponding hyperplanes converge to a single hyperplane. Meanwhile, the 8 negative numbered space-like vectors converge to the vectors $\sqrt{2}e_0 \pm e_1 \pm e_2 \pm e_3$. All of these vectors are perpendicular to e_4 as are the latter space-like vectors (which are independent of t).

Thus the limit representation, $\rho_0(\Gamma_{22})$, preserves the 3-dimensional hyperbolic space $V \subset \mathbb{H}^4$ orthogonal to e_4 . On the sphere at infinity, the boundaries of hyperplanes

determined by the letter and negative numbered space-like vectors intersect ∂V in the pattern of circles of Figure 12. As we noted there, the entire collection of 2-spheres at infinity corresponding to all the letter and numbered walls intersect ∂V in this same pattern for all values of t . However, the angle of intersection for the numbered walls varies with t and we are now seeing the pattern with the limit angles of 0 and $\pi/2$ for the positive and negative numbered walls, respectively.

The group generated by reflections in the letter walls and the negative numbered walls preserves V and can thus be viewed as a discrete group of isometries of \mathbb{H}^3 . It equals the group of reflections in a right-angled ideal cuboctahedron. Figure 36 depicts a combinatorial model of this 3-dimensional polyhedron, which we denote by P_{co} . It derives its name from the fact that it can be obtained from either the cube or the octahedron by truncating their vertices by drawing lines from the midpoints of the edges. It can be realized as a polyhedron in \mathbb{H}^3 with all its vertices at infinity and all its dihedral angles equal to $\pi/2$. In our realization the rectangular faces come from the letter walls while the triangular faces come from the negative numbered walls.

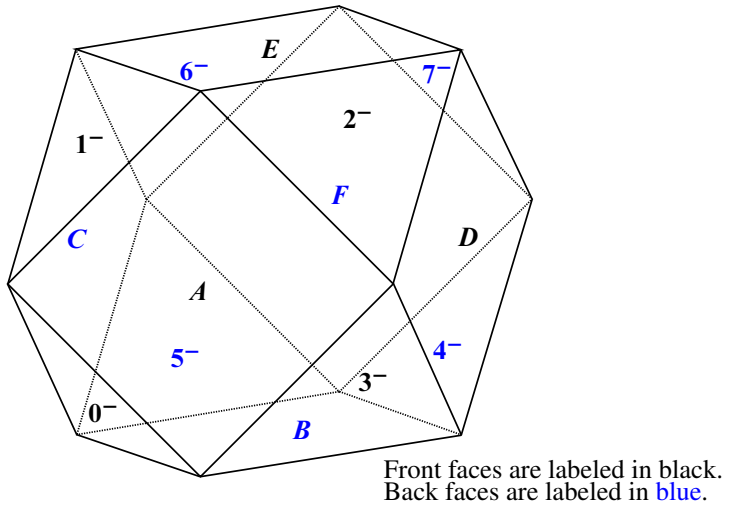


Figure 36: The cuboctahedron

Let Γ_{co} denote the group generated by reflections in the faces of this hyperbolic cuboctahedron. It is a right-angled Coxeter group with 14 order 2 generators r_i corresponding to the faces of the polyhedron and 12 relations of the form $(r_j r_k)^2 = e$ corresponding to pairs of faces intersecting along an edge. It is isomorphic to the subgroup of Γ_{22} generated by reflections in the letter and negative numbered walls. Analogous to the discussion in the previous section, there is a retraction of Γ_{22} onto Γ_{co} obtained by sending the generators corresponding to the positive walls to the identity.

Combined with the retraction of Γ_{24} onto Γ_{22} , we obtain a retraction of the group of reflections in the walls of the 24-cell onto the group of reflections in the faces of the cuboctahedron.

The image $\rho_0(\Gamma_{22})$ is isomorphic to $\mathbb{Z}_2 \times \Gamma_{\text{co}}$ where the \mathbb{Z}_2 factor comes from reflection in the hyperplane V which is the limit of all of the positive numbered walls. In order to better understand the geometry of this limiting process, we first note that the positive even space-like vectors limit to $+e_4$ while the positive odd space-like vectors limit to $-e_4$. This implies that the polytopes \mathcal{F}_t are being trapped between two hyperplanes, one slightly above and one slightly below V (which is determined by $\pm e_4$). The hyperplanes associated to the even and odd positive space-like vectors, respectively, lie almost parallel to these two hyperplanes which converge to V , forcing the polytope to flatten onto the 3-dimensional subspace V .

However, one can change the metric on a neighborhood of V so that the distance between the two squeezing hyperplanes remains constant and the limiting metric on the region between the hyperplanes is the product metric on $\mathbb{H}^3 \times I$, 3-dimensional hyperbolic space crossed with the unit interval. It can be arranged that the geometric limit of the polytopes \mathcal{F}_t with respect to this sequence of normal rescalings will be the product of the cuboctahedron and an interval. The top and bottom walls of this polytope will be the geometric limits of the even and odd numbered walls, respectively. Reflection in the walls of this polytope generates a discrete subgroup of the group of isometries of $\mathbb{H}^3 \times I$.

Providing the details of this geometric construction would require more space than perhaps is merited here. On the other hand, the algebraic manifestation of this limiting process is fairly immediate. Consider the Coxeter diagram in [Figure 11](#) for the continuously varying representations $\rho_t(\tilde{\Gamma}_{22})$ of the extended group. As $t \rightarrow 0$ the label ν goes to 2, signifying the $\mathbf{0}^+$ and N walls and the $\mathbf{3}^+$ and M walls are becoming orthogonal. When $\nu = 2$ one removes the edge between the orthogonal walls and the Coxeter diagram becomes disconnected. This Coxeter diagram is pictured in [Figure 37](#) below. The corresponding Coxeter group is the direct product of the group $\mathbb{Z}_2 * \mathbb{Z}_2$ generated by reflection in the $\mathbf{0}^+$ and $\mathbf{3}^+$ walls and the group generated by the remaining walls. This latter group is just the subgroup of $\tilde{\Gamma}_{22}$ corresponding to the subgroup of Γ_{22} generated by the letter and negative numbered walls; this is isomorphic to the group of reflections in the polyhedron \tilde{P}_{co} obtained from the cuboctahedron by dividing out by its group of symmetries. This group of symmetries is realized by the group generated by reflection in the L , M , and N walls acting on the hyperplane V .

Thus the Coxeter group obtained when $t = 0$ (and $\nu = 2$) corresponds to the polytope equal to the product of \tilde{P}_{co} and an interval. It can be interpreted as the orbifold

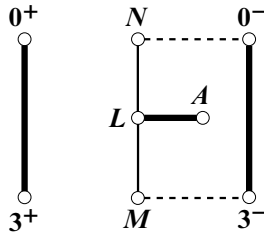


Figure 37: A Coxeter diagram for the deformation $\tilde{\rho}_0(\tilde{\Gamma}_{22})$

fundamental group of this polytope viewed as an orbifold by mirroring its walls. This group is the homomorphic image of the extended group $\tilde{\Gamma}_{22}$. Restricting to the subgroup corresponding to Γ_{22} , one obtains a group isomorphic to the product of $\mathbb{Z}_2 * \mathbb{Z}_2$ with Γ_{co} which is isomorphic to the group of reflections in the product polytope $P_{co} \times I$. Algebraically, this group is obtained from Γ_{22} by identifying the 4 generators corresponding to the odd positive numbered walls to one another and then doing the same to those corresponding to the 4 even positive numbered walls. One can see that this group can't be realized as a group of isometries of \mathbb{H}^4 because the centralizer of various elements is too large. Hyperbolic geometry forces the identification of all 8 elements corresponding to the positive numbered walls. This results in a group isomorphic to $\mathbb{Z}_2 \times \Gamma_{co}$, which we have seen is isomorphic to $\rho_0(\Gamma_{22})$.

Finally, we note that the phenomenon of a sequence of n -dimensional hyperbolic structures, typically incomplete or complete but with orbifold or cone manifold singularities, collapsing to an $(n-1)$ -dimensional hyperbolic space is quite familiar from 3-dimensional hyperbolic geometry. For example, in [17] Thurston constructs several examples where a sequence of 3-dimensional hyperbolic structures on the figure 8 knot complement collapse to a 2-dimensional image. The limit corresponds to a Dehn filling on the figure 8 complement that is Seifert fibered with hyperbolic base. The Seifert fibered space has a geometric structure modeled on \widetilde{SL}_2 , the universal covering of the group of isometries of \mathbb{H}^2 , and the limiting representations correspond to the holonomy group of a \widetilde{SL}_2 structure, acting on \mathbb{H}^2 . A similar phenomenon occurs in the proof of the Orbifold Theorem [7; 3] where certain Seifert fibered orbifolds with \widetilde{SL}_2 structures are approximated by 3-dimensional hyperbolic cone manifold structures.

In our situation, we can view the polytope $P_{co} \times I$ as a fibered orbifold with fiber an interval (with mirrored endpoints) and hyperbolic base equal to P_{co} , viewed as a 3-dimensional mirrored orbifold. We have seen that this fibered geometric structure can be approximated by a sequence of 4-dimensional hyperbolic structures with (cone manifold) singularities. Once again, three dimensional hyperbolic geometry pokes its head into dimension four.

Acknowledgements This research used Mathematica extensively in its early stages. The figures were prepared using Mathematica and the Persistence of Vision Raytracer (POV-Ray).

Kerckhoff and Storm were partially supported by NSF grants DMS-0605151 and DMS-0741604, respectively.

References

- [1] **J W Anderson**, *A brief survey of the deformation theory of Kleinian groups*, from: “The Epstein birthday schrift”, (I Rivin, C Rourke, C Series, editors), Geom. Topol. Monogr. 1 (1998) 23–49 [MR1668327](#)
- [2] **E M Andreev**, *Convex polyhedra of finite volume in Lobachevskii space*, Mat. Sb. (N.S.) 83 (125) (1970) 256–260 [MR0273510](#)
- [3] **M Boileau, B Leeb, J Porti**, *Geometrization of 3–dimensional orbifolds*, Ann. of Math. (2) 162 (2005) 195–290 [MR2178962](#)
- [4] **A Borel**, *Introduction aux groupes arithmétiques*, Publ. Institut Math. Univ. Strasbourg, XV. Actualités Sci. Ind. 1341, Hermann, Paris (1969) [MR0244260](#)
- [5] **B H Bowditch**, *Geometrical finiteness for hyperbolic groups*, J. Funct. Anal. 113 (1993) 245–317 [MR1218098](#)
- [6] **R D Canary**, *On the Laplacian and the geometry of hyperbolic 3–manifolds*, J. Differential Geom. 36 (1992) 349–367 [MR1180387](#)
- [7] **D Cooper, C D Hodgson, S P Kerckhoff**, *Three-dimensional orbifolds and cone-manifolds*, MSJ Memoirs 5, Math. Soc. Japan, Tokyo (2000) [MR1778789](#) With a postface by S Kojima
- [8] **H S M Coxeter**, *Twelve geometric essays*, Southern Illinois Univ. Press, Carbondale, Ill. (1968) [MR0310745](#)
- [9] **H S M Coxeter**, *Regular polytopes*, third edition, Dover, New York (1973) [MR0370327](#)
- [10] **H S M Coxeter**, *Regular complex polytopes*, second edition, Cambridge Univ. Press (1991) [MR1119304](#)
- [11] **H Garland, M S Raghunathan**, *Fundamental domains for lattices in (R-)rank 1 semisimple Lie groups*, Ann. of Math. (2) 92 (1970) 279–326 [MR0267041](#)
- [12] **P de la Harpe**, *An invitation to Coxeter groups*, from: “Group theory from a geometrical viewpoint (Trieste, 1990)”, (E Ghys, A Haefliger, A Verjovsky, editors), World Sci. Publ., River Edge, NJ (1991) 193–253 [MR1170367](#)
- [13] **G D Mostow**, *Strong rigidity of locally symmetric spaces*, Annals Math. Studies 78, Princeton Univ. Press (1973) [MR0385004](#)

- [14] **G Prasad**, *Strong rigidity of \mathbf{Q} –rank 1 lattices*, Invent. Math. 21 (1973) 255–286
[MR0385005](#)
- [15] **MS Raghunathan**, *Discrete subgroups of Lie groups*, Ergebnisse Math. ihrer Grenzgebiete 68, Springer, New York (1972) [MR0507234](#)
- [16] **A Selberg**, *On discontinuous groups in higher-dimensional symmetric spaces*, from: “Contributions to function theory (Internat. Colloq. Function Theory, Bombay, 1960)”, Tata Inst., Bombay (1960) 147–164 [MR0130324](#)
- [17] **WP Thurston**, *The geometry and topology of three-manifolds*, Princeton Univ. Math. Dept. Lecture Notes (1979) Available at <http://msri.org/publications/books/gt3m/>
- [18] **EB Vinberg**, *On groups of unit elements of certain quadratic forms*, Math. USSR Sbornik 16 (1972) 17–35 Translated by D E Brown
- [19] **EB Vinberg, O V Shvartsman**, *Discrete groups of motions of spaces of constant curvature*, from: “Geometry, II”, Ency. Math. Sci. 29, Springer, Berlin (1993) 139–248
[MR1254933](#)
- [20] **HC Wang**, *Topics on totally discontinuous groups*, from: “Symmetric spaces (Short Courses, Washington Univ., St. Louis, Mo., 1969–1970)”, (W M Boothby, , G L Weiss, editors), Pure and Appl. Math. 8, Dekker, New York (1972) 459–487 [MR0414787](#)
- [21] **A Weil**, *On discrete subgroups of Lie groups. II*, Ann. of Math. (2) 75 (1962) 578–602
[MR0137793](#)
- [22] **A Weil**, *Remarks on the cohomology of groups*, Ann. of Math. (2) 80 (1964) 149–157
[MR0169956](#)
- [23] **D Witte Morris**, *Introduction to arithmetic groups*, Preprint (2003) Available at <http://people.uleth.ca/~dave.morris>

Department of Mathematics, Stanford University

Building 380, Sloan Hall, Stanford, CA 94305, USA

Jane Street Capital, LLC

1 New York Plaza, 33rd Floor, New York, NY 10004, USA

spk@math.stanford.edu, peterastorm@gmail.com

Proposed: Benson Farb

Seconded: Walter Neumann, Jean-Pierre Otal

Received: 25 August 2008

Revised: 18 May 2010