

Complex hyperbolic geometry of the figure-eight knot

MARTIN DERAUX

ELISHA FALBEL

We show that the figure-eight knot complement admits a uniformizable spherical CR structure, ie it occurs as the manifold at infinity of a complex hyperbolic orbifold. The uniformization is unique provided we require the peripheral subgroups to have unipotent holonomy.

[32V05](#), [57M50](#); [22E40](#)

1 Introduction

The general framework of this paper is the study of the interplay between topological properties of 3–manifolds and the existence of geometric structures. The model result along these lines is of course Thurston’s geometrization conjecture, recently proved by Perelman, that contains a topological characterization of manifolds that admit a geometry modeled on real hyperbolic space $H_{\mathbb{R}}^3$. Beyond an existence result (under the appropriate topological assumptions), the hyperbolic structures can in fact be constructed fairly explicitly, as one can easily gather by reading Thurston’s notes [20], where a couple of explicit examples are worked out.

The idea is to triangulate the manifold, and to try and realize each tetrahedron geometrically in $H_{\mathbb{R}}^3$. The gluing pattern of the tetrahedra imposes compatibility conditions on the parameters of the tetrahedra, and it turns out that solving these compatibility equations is very often equivalent to finding the hyperbolic structure. The piece of software called SnapPea, originally developed by Jeff Weeks (and under constant development to this day), provides an extremely efficient way to construct explicit hyperbolic structures on 3–manifolds.

In this paper, we are interested in using the 3–sphere S^3 as the model geometry, with the natural structure coming from describing it as the boundary of the unit ball $\mathbb{B}^2 \subset \mathbb{C}^2$. Any real hypersurface in \mathbb{C}^2 inherits what is called a CR structure (the largest subbundle in the tangent bundle that is invariant under the complex structure), and such a structure is called spherical when it is locally equivalent to the CR structure of S^3 . Local equivalence to S^3 in the sense of CR structures translates into the

existence of an atlas of charts with values in S^3 , and with transition maps given by restrictions of biholomorphisms of \mathbb{B}^2 , ie elements of $\mathbf{PU}(2, 1)$; see Burns and Shnider [3].

In other words, a spherical CR structure is a (G, X) -structure with $G = \mathbf{PU}(2, 1)$, $X = S^3$. The central motivating question is to give a characterization of 3-manifolds that admit a spherical CR structure; the only general result in that direction is given by Goldman [9], who classifies T^2 -bundles over S^1 that admit spherical CR structures (only those with Nil geometry admit spherical CR structures).

An important class of spherical CR structures is the class of *uniformizable* spherical CR structures. These are obtained from discrete subgroups $\Gamma \subset \mathbf{PU}(2, 1)$ by taking the quotient of the domain of discontinuity Ω by the action of Γ (we assume that Ω is nonempty, and that Γ has no fixed point on Ω , so that the quotient is indeed a manifold). The structure induced from the standard CR structure on S^3 on the quotient $M = \Gamma \backslash \Omega$ is then called a *uniformizable spherical CR structure* on M .

When a manifold M can be written as above for some group Γ , we will also simply say that M admits a spherical CR uniformization. Our terminology differs slightly from the recent literature on the subject, where uniformizable structures are sometimes referred to as *complete* structures (see Schwartz [19] for instance).

Of course one wonders which manifolds admit spherical CR uniformizations, and how restrictive it is to require the existence of a spherical CR uniformization as opposed to a general spherical CR structure. For instance, when Γ is a finite group acting without fixed points on S^3 , $\Omega = S^3$ and $\Gamma \backslash S^3$ gives the simplest class of examples (including lens spaces).

The class of circle bundles over surfaces has been widely explored, and many such bundles are known to admit uniformizable spherical CR structures; see the introduction of [19] and the references given there. It is also known that well-chosen deformations of triangle groups produce spherical CR structures on more complicated 3-manifolds, including real hyperbolic ones. Indeed, Schwartz showed in [17] that the Whitehead link complement admits a uniformizable spherical CR structure, and in [18] he found an example of a closed hyperbolic manifold that arises as the boundary of a complex hyperbolic surface. Once again, we refer the reader to [19] for a detailed overview of the history of this problem.

All these examples are obtained by analyzing special classes of discrete groups, and checking the topological type of their manifold at infinity. In the opposite direction, given a 3-manifold M , one would like a method to construct (and possibly classify) all structures on M , in the spirit of the constructive version of hyperbolization alluded to earlier in this introduction.

A step in that direction was proposed by Falbel in [5], based on triangulations and adapting the compatibility equations to the spherical CR setting. Here, a basic difficulty is that there is no canonical way to associate a tetrahedron to a given quadruple of points in S^3 . Even the 1–skeleton is elusive, since arcs of \mathbb{C} –circles (or \mathbb{R} –circles) between two points are not unique (see Section 2.1 for definitions).

A natural way over this difficulty is to formulate compatibility conditions that translate the possibility of geometric realization in S^3 only on the level of the vertices of the tetrahedra. Indeed, ordered generic quadruples of points are parametrized up to isometry by appropriate cross ratios, and one can easily write down the corresponding compatibility conditions explicitly [5].

Given a solution of these compatibility equations, one always gets a representation $\rho: \pi_1(M) \rightarrow \mathbf{PU}(2, 1)$, but it is not clear whether or not the quadruples of points can be extended to actual tetrahedra in a ρ –equivariant way (in other words, it is not clear whether or not ρ is the holonomy of an actual structure).

There are many solutions to the compatibility equations, so we will impose a restriction on the representation ρ , namely that $\rho(\pi_1(T))$ be unipotent for each torus boundary component T of M . This is a very stringent condition, but it is natural since it holds for complete hyperbolic metrics of finite volume.

For the remainder of the paper, we will concentrate on a specific 3–manifold, namely the figure-eight knot complement, and give encouraging signs for the philosophy outlined in the preceding paragraphs. Indeed, for that specific example, we will check that the solutions to the compatibility equations give a spherical CR uniformization of the figure-eight knot, which is unique provided we require the boundary holonomy to consist only of unipotent isometries (in fact we get one structure for each orientation on M ; see Section 9).

We work with the figure-eight knot complement partly because it played an important motivational role in the eighties for the development of real hyperbolic geometry. It is well known that this noncompact manifold M admits a unique complete hyperbolic metric, with one torus end (which one may think of as a tubular neighborhood of the figure-eight knot). This is originally due to Riley; see [15].

It is also well known that M can be triangulated with just two tetrahedra (this triangulation is far from simplicial, but this is irrelevant in the present context). The picture in Figure 1 can be found for instance in the first few pages of Thurston’s notes [20]. The above decomposition can be realized geometrically in $\mathbf{H}_{\mathbb{R}}^3$ (and the corresponding geometric tetrahedra are regular tetrahedra, so the volume of this metric is $6\mathbb{J}(\pi/3) \approx 2.029$).

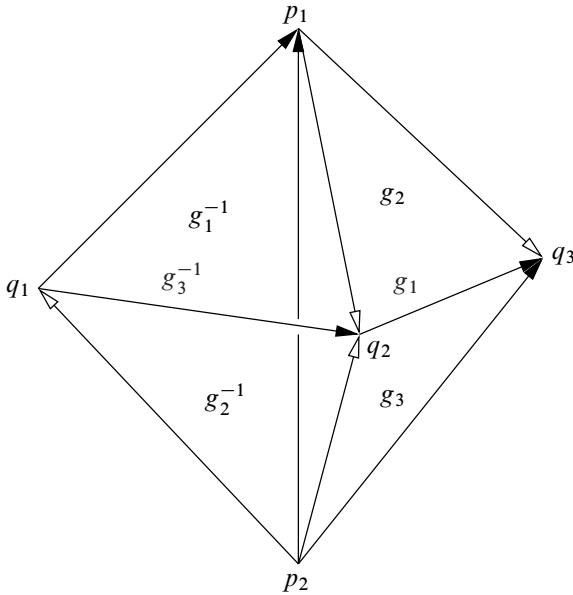


Figure 1: The figure-eight knot complement can be obtained by gluing two tetrahedra (a face on the left and a face on the right are identified if the corresponding pattern of arrows agree) and removing the vertices.

For the specific triangulation of the figure-eight knot complement depicted in Figure 1, all the solutions of the compatibility equations were given in [5], without detailed justification of the fact that the list of solutions is exhaustive. The explanation of exhaustivity now appears in various places in the literature (see Bergeron, Falbel and Guilloux [2] and Garoufalidis, Goerner and Zickert [8], and also Falbel, Koseleff and Rouiller [6] for more general 3-manifolds). It turns out there are only three solutions to the compatibility equations (up to complex conjugation of the cross ratios parametrizing the tetrahedra), yielding three representations ρ_1 , ρ_2 and ρ_3 : $\pi_1(M) \rightarrow \mathbf{PU}(2, 1)$ (in fact six representations, if we include their complex conjugates). Throughout the paper, we will denote by Γ_k the image of ρ_k .

It was shown in [5] that ρ_1 is the holonomy of a *branched* spherical CR structure (the corresponding developing map is a local diffeomorphism away from a curve), and that the limit set of Γ_1 is equal to $\partial_\infty \mathbf{H}_{\mathbb{C}}^2$, hence the quotient $\Gamma_1 \backslash \mathbf{H}_{\mathbb{C}}^2$ has empty manifold at infinity. In particular, no spherical CR structure with holonomy ρ_1 can ever be uniformizable. In [7], Falbel and Wang construct a branched structure with holonomy ρ_2 , which is again not a uniformization.

The main goal of this paper is to show that ρ_2 and ρ_3 are holonomy representations of unbranched uniformizable spherical CR structures on the figure-eight knot complement. These two representations are not conjugate in $PU(2, 1)$, but it turns out that the images Γ_2 and Γ_3 are in fact conjugate.

The precise relationship between the two structures corresponding to ρ_2 and ρ_3 will be explained by the existence of an orientation-reversing diffeomorphism of the figure-eight knot complement (which follows from the fact that this knot is amphichiral). Indeed, given a diffeomorphism $\alpha: M \rightarrow \Gamma_2 \backslash \Omega_2$, and an orientation-reversing diffeomorphism $\varphi: M \rightarrow M$, $\alpha \circ \varphi$ defines a spherical CR structure on M with the opposite orientation. We will see that ρ_2 and ρ_3 are obtained from each other by this orientation switch (see Section 8). For that reason, we will work only with ρ_2 for most of the paper.

We denote by Γ the group Γ_2 . Our main result is the following.

Theorem 1.1 *The domain of discontinuity Ω of Γ is nonempty. The action of Γ has no fixed points in Ω , and the quotient $\Gamma \backslash \Omega$ is homeomorphic to the figure-eight knot complement.*

In other words, the figure-eight knot admits a spherical CR uniformization, with uniformization given by Γ . The uniformization is not quite unique, but we will show that it is unique provided we require the boundary holonomy to be unipotent (see Proposition 3.1).

The fact that the ideal boundary of $\Gamma \backslash \mathbf{H}_{\mathbb{C}}^2$ is indeed a manifold, and not just an orbifold, follows from the fact that every elliptic element in Γ has an isolated fixed point in $\mathbf{H}_{\mathbb{C}}^2$ (we will be able to list all conjugacy classes of elliptic elements, by using the cycles of the fundamental domain; see Proposition 5.6).

The result of Theorem 1.1 is stated in terms of the domain of discontinuity which is contained in $\partial_{\infty} \mathbf{H}_{\mathbb{C}}^2$, so one may expect the arguments to use properties of $S^3 \subset \mathbb{C}^2$ or Heisenberg geometry (see Section 2.1). In fact the bulk of the proof is about the relevant complex hyperbolic orbifold $\Gamma \backslash \mathbf{H}_{\mathbb{C}}^2$, and for most of the paper, we will use geometric properties of $\mathbf{H}_{\mathbb{C}}^2$.

The basis of our study of the manifold at infinity will be the Dirichlet domain for Γ centered at a strategic point, namely the isolated fixed point of $G_2 = \rho_2(g_2)$ (see Section 3 for notation). This domain is not a fundamental domain for the action of Γ (the center is stabilized by a cyclic group of order 4), but it is convenient because it has very few faces (in fact all its faces are isometric to each other). In particular, we get an explicit presentation for Γ , given by

$$(1) \quad \langle G_1, G_2 \mid G_2^4, (G_1 G_2)^3, (G_2 G_1 G_2)^3 \rangle$$

Note that ρ_2 is of course not a faithful representation of the figure-eight knot group. In fact from the above presentation, it is easy to determine normal generators for the kernel of ρ_2 ; see [Proposition 5.7](#).

Acknowledgements This work was supported in part by the ANR through the project Structures Géométriques Triangulées. The authors wish to thank Christine Lescop, Antonin Guilloux, Julien Marché, Jean-Baptiste Meilhan, Jieyan Wang, Pierre Will and Maxime Wolff for useful discussions related to the paper. They are also very grateful to the referees for many useful remarks that helped improve the exposition.

2 Basics of complex hyperbolic geometry

2.1 Complex hyperbolic geometry

In this section we briefly review basic facts and notation about the complex hyperbolic plane. For more information, see [\[10\]](#).

We denote by $\mathbb{C}^{2,1}$ the three-dimensional complex vector space \mathbb{C}^3 equipped with the Hermitian form

$$\langle Z, W \rangle = Z_1 \bar{W}_3 + Z_2 \bar{W}_2 + Z_3 \bar{W}_1.$$

The subgroup of $GL(3, \mathbb{C})$ preserving the Hermitian form $\langle \cdot, \cdot \rangle$ is denoted by $U(2, 1)$, and its action preserves each of the three sets

$$\begin{aligned} V_+ &= \{Z \in \mathbb{C}^{2,1} \mid \langle Z, Z \rangle > 0\}, \\ V_0 &= \{Z \in \mathbb{C}^{2,1} - \{0\} \mid \langle Z, Z \rangle = 0\}, \\ V_- &= \{Z \in \mathbb{C}^{2,1} \mid \langle Z, Z \rangle < 0\}. \end{aligned}$$

Let $P: \mathbb{C}^{2,1} \setminus \{0\} \rightarrow \mathbf{P}_{\mathbb{C}}^2$ be the canonical projection onto complex projective space, and let $\mathbf{PU}(2, 1)$ denote the quotient of $U(2, 1)$ by scalar matrices, which acts effectively on $\mathbf{P}_{\mathbb{C}}^2$. Note that the action of $\mathbf{PU}(2, 1)$ is transitive on $P(V_{\pm})$ and on $P(V_0)$. Up to scalar multiples, there is a unique Riemannian metric on $P(V_-)$ invariant under the action of $\mathbf{PU}(2, 1)$, which turns it into a Hermitian symmetric space often denoted by $\mathbf{H}_{\mathbb{C}}^2$ and called the complex hyperbolic plane. We mention for completeness that any invariant metric is Kähler, with holomorphic sectional curvature a negative constant (the real sectional curvatures are $\frac{1}{4}$ -pinched). For the purposes of the present paper, we will need the distance formula

$$\cosh \frac{1}{2}d(z, w) = \frac{|\langle Z, W \rangle|}{\sqrt{\langle Z, Z \rangle \langle W, W \rangle}},$$

where $z, w \in P(V_-)$ denote the complex lines spanned by $Z, W \in \mathbb{C}^3$.

The full isometry group of $H_{\mathbb{C}}^2$ is given by

$$\widehat{PU}(2, 1) = \langle PU(2, 1), \iota \rangle,$$

where ι is given on the level of homogeneous coordinates by complex conjugation $Z \mapsto \bar{Z}$.

Still denoting (Z_1, Z_2, Z_3) the coordinates of \mathbb{C}^3 , one easily checks that V_- can contain no vector with $Z_3 = 0$, hence we can describe its image in $P_{\mathbb{C}}^2$ in terms of nonhomogeneous coordinates $w_1 = Z_1/Z_3$, $w_2 = Z_2/Z_3$, where $P(V_-)$ corresponds to the Siegel half-space

$$|w_1|^2 + 2 \operatorname{Re} w_2 < 0.$$

The ideal boundary of complex hyperbolic space is defined as $\partial_{\infty} H_{\mathbb{C}}^2 = P(V_0)$. It is described almost entirely in the affine chart $Z_3 \neq 0$ used to define the Siegel half-space, only $(1, 0, 0)$ is sent off to infinity. We denote by p_{∞} the corresponding point in $\partial_{\infty} H_{\mathbb{C}}^2$.

The unipotent stabilizer of $(1, 0, 0)$ acts simply transitively on $\partial_{\infty} H_{\mathbb{C}}^2 \setminus \{p_{\infty}\}$, which allows us to identify $\partial_{\infty} H_{\mathbb{C}}^2$ with the one-point compactification of the Heisenberg group \mathfrak{H} .

Here recall that \mathfrak{H} is defined as $\mathbb{C} \times \mathbb{R}$ equipped with the group law

$$(z, t) \cdot (z', t') = (z + z', t + t' + 2 \operatorname{Im}(z\bar{z}')).$$

Any point $p = (z, t) \in \mathfrak{H}$ has the following lift to $\mathbb{C}^{2,1}$:

$$\tilde{p} = \begin{bmatrix} (-|z|^2 + it)/2 \\ z \\ 1 \end{bmatrix},$$

while p_{∞} lifts to $(1, 0, 0)$.

It is a standard fact that the above form can be diagonalized, say by using the change of homogeneous coordinates given by $U_2 = Z_2$, $U_1 = (Z_1 + Z_3)/\sqrt{2}$, $U_3 = (Z_1 - Z_3)/\sqrt{2}$. With these coordinates, the Hermitian form reads

$$\langle U, V \rangle = U_1 \bar{V}_1 + U_2 \bar{V}_2 - U_3 \bar{V}_3,$$

and in the affine chart $U_3 \neq 0$, with coordinates $u_1 = U_1/U_3$, $u_2 = U_2/U_3$, $H_{\mathbb{C}}^2$ corresponds to the unit ball $\mathbb{B}^2 \subset \mathbb{C}^2$, given by

$$|u_1|^2 + |u_2|^2 < 1.$$

In this model the ideal boundary is simply given by the unit sphere $S^3 \subset \mathbb{C}^2$. This gives $\partial_\infty \mathbf{H}_\mathbb{C}^2$ a natural CR structure (see the introduction and the references given there).

We will use the classification of isometries of negatively curved spaces into elliptic, parabolic and loxodromic elements, as well as a slight algebraic refinement; an elliptic isometry is called *regular elliptic* if its matrix representatives have distinct eigenvalues.

Nonregular elliptic elements in $\mathbf{PU}(2, 1)$ fix a projective line in $\mathbf{P}_\mathbb{C}^2$, hence they come in two classes, depending on the position of that line with respect to $\mathbf{H}_\mathbb{C}^2$. If the projective line intersects $\mathbf{H}_\mathbb{C}^2$, the corresponding isometry is called a *complex reflection in a line*; if it does not intersect $\partial_\infty \mathbf{H}_\mathbb{C}^2$, then the isometry is called a *complex reflection in a point*. Neither regular elliptic elements, nor complex reflections in points, have any fixed points in the ideal boundary (beware that powers of regular elliptic elements need not be regular in general).

The only parabolic elements we will use in this paper will be *unipotent* (ie some matrix representative in $\mathbf{U}(2, 1)$ has 1 as its only eigenvalue).

Finally, we mention the classification of totally geodesic submanifolds in $\mathbf{H}_\mathbb{C}^2$. There are two kinds of totally geodesic submanifolds of real dimension two, complex geodesics (which can be thought of copies of $\mathbf{H}_\mathbb{C}^1$), and totally real totally geodesic planes (copies of $\mathbf{H}_\mathbb{R}^2$).

In terms of the ball model, complex lines correspond to intersections with \mathbb{B}^2 of affine lines in \mathbb{C}^2 . In terms of projective geometry, they are parametrized by their so-called polar vector, which is the orthogonal complement of the corresponding plane in \mathbb{C}^3 with respect to the Hermitian form $\langle \cdot, \cdot \rangle$.

The trace on $\partial_\infty \mathbf{H}_\mathbb{C}^2$ of a complex geodesic (resp. of a totally real totally geodesic plane) is called a \mathbb{C} -circle (resp. an \mathbb{R} -circle).

For completeness, we mention that there exists a unique complex line through any pair of distinct points $p, q \in \partial_\infty \mathbf{H}_\mathbb{C}^2$. The corresponding \mathbb{C} -circle is split into two arcs, but there is in general no preferred choice of an arc of \mathbb{C} -circle between p and q . Given p, q as above, there are infinitely many \mathbb{R} -circles containing them. The union of all these \mathbb{R} -circles is called a *spinal sphere* (see [Section 2.3](#) for more on this).

2.2 Generalities on Dirichlet domains

Recall that the Dirichlet domain for $\Gamma \subset \mathbf{PU}(2, 1)$ centered at $p_0 \in \mathbf{H}_\mathbb{C}^2$ is defined as

$$E_\Gamma = \{z \in \mathbf{H}_\mathbb{C}^2 \mid d(z, p_0) \leq d(z, \gamma p_0) \text{ for all } \gamma \in \Gamma\}.$$

Although this infinite set of inequalities is in general quite hard to handle, in many situations there is a finite set of inequalities that suffice to describe the same polytope (in other words, the polytope has finitely many faces).

Given a (finite) subset $S \subset \Gamma$, we denote

$$E_S = \{z \in \mathbf{H}_{\mathbb{C}}^2 \mid d(z, p_0) \leq d(z, \gamma p_0) \text{ for all } \gamma \in S\},$$

and search for a minimal set S such that $E_{\Gamma} = E_S$. In particular, we shall always assume that

- $sp_0 \neq p_0$ for every $s \in S$ and
- $s_1 p_0 \neq s_2 p_0$ for every $s_1 \neq s_2 \in S$.

Indeed, $sp_0 = p_0$ would give a vacuous inequality, and $s_1 p_0 = s_2 p_0$ would give a repeated face.

Given a finite set S as above and an element $\gamma \in S$, we refer to the set of points equidistant from p_0 and γp_0 as *the bisector associated to γ* , ie

$$\mathcal{B}(p_0, \gamma p_0) = \{z \in \mathbf{H}_{\mathbb{C}}^2 \mid d(z, p_0) = d(z, \gamma p_0)\}.$$

We will say that γ *defines a face* of E_S when $\mathcal{B}(p_0, \gamma p_0) \cap E_S$ has nonempty interior in $\mathcal{B}(p_0, \gamma p_0)$. In that case, we refer to $\mathcal{B}(p_0, \gamma p_0) \cap E_S$ as *the face of E_S associated to γ* .

We will index the bisectors bounding E_S by integers k , and write \mathcal{B}_k for the k^{th} bounding bisector. We will then often write b_k for the corresponding face, ie $b_k = \mathcal{B}_k \cap E_S$ (this notation only makes sense provided the set S is clear from the context, which will be the case later in the paper).

The precise determination of all the faces of E_S , or equivalently the determination of a minimal set S with $E_S = E_{\Gamma}$ is quite difficult in general.

The main tool for proving that $E_{\Gamma} = E_S$ is the Poincaré polyhedron theorem, which gives sufficient conditions for E_S to be a fundamental domain for the group generated by S . The assumptions are roughly as follows:

- (1) S is symmetric (ie $\gamma^{-1} \in S$ whenever $\gamma \in S$) and the faces of E_S associated to γ and γ^{-1} are isometric.
- (2) The images of E_S under elements of Γ give a local tiling of $\mathbf{H}_{\mathbb{C}}^2$.

The conclusion of the Poincaré polyhedron theorem is then that the images of E_S under the group generated by S give a global tiling of $\mathbf{H}_{\mathbb{C}}^2$ (from this one can deduce a presentation for the group $\langle S \rangle$ generated by S).

The requirement that opposite faces be isometric justifies calling the elements of S “side pairings”. We shall use a version of the Poincaré polyhedron theorem for *coset decompositions* rather than for groups, because we want to allow some elements of Γ to fix the center p_0 of the Dirichlet domain (the result we have in mind is stated for the simpler case of $\mathbf{H}_{\mathbb{C}}^1$ by Beardon in [1, Section 9.6]).

We assume E_S is stabilized by a certain (finite) subgroup $H \subset \Gamma$, and the goal is to show that E_S is a fundamental domain modulo the action of H , ie if $\gamma_1 E_S \cap \gamma_2 E_S$ has nonempty interior, then $\gamma_1 = \gamma_2 h$ for some $h \in H$.

The corresponding statement for $\mathbf{H}_{\mathbb{C}}^2$ appears in Mostow [12], with a light treatment of the assumptions that guarantee completeness, so we list the hypotheses roughly as they appear in Maskit [11] (see also Parker [13] for a proof in the context of complex hyperbolic space). The local tiling condition will consist of two checks, one for ridges (faces of codimension two in E_S), and one for boundary vertices. A ridge e is given by the intersection of two faces of E_S , ie two elements $s, t \in S$. We will call the intersection of E_S with a small tubular neighborhood of e the wedge of E_S near e .

- Given a ridge e defined as the intersection of two faces corresponding to $s, t \in S$, we consider all the other ridges of E_S that are images of e under successive side pairings or elements of H , and check that the corresponding wedges tile a neighborhood of that ridge.
- Given a boundary vertex p , which is given by (at least) three elements $s, t, u \in S$, we need to consider the orbit of p in E_S using successive side pairings or elements of H , check that the corresponding images of E_S tile a neighborhood of that vertex, and that the corresponding cycle transformations are all given by *parabolic* isometries.

The conclusion of the Poincaré theorem is that if $\gamma_1 E_S \cap \gamma_2 E_S$ has nonempty interior, then γ_1 and γ_2 differ by right multiplication by an element of H . From this, one easily deduces a presentation for Γ , with generators given by $S \cup H$ (H can of course be replaced by any generating set for H) and relations given by ridge cycles (together with the relations in a presentation of H).

2.3 Bisector intersections

In this section, we review some properties of bisectors and bisector intersections (see [10] or Deraux [4] for more information on this).

Let $p_0, p_1 \in \mathbf{H}_{\mathbb{C}}^2$ be distinct points given in homogeneous coordinates by vectors \tilde{p}_0, \tilde{p}_1 , chosen so that $\langle \tilde{p}_0, \tilde{p}_0 \rangle = \langle \tilde{p}_1, \tilde{p}_1 \rangle$. By definition, the *bisector* $\mathcal{B} = \mathcal{B}(p_0, p_1)$ is the locus of points equidistant to p_0, p_1 . It is given in homogeneous coordinates $\mathbf{z} = (z_0, z_1, z_2)$ by the negative vectors \mathbf{z} that satisfy the equation

$$(2) \quad |\langle \mathbf{z}, \tilde{p}_0 \rangle| = |\langle \mathbf{z}, \tilde{p}_1 \rangle|.$$

When \mathbf{z} is not assumed to be negative, the same equation defines an *extor* in projective space. Note that \mathbf{z} is a solution to this equation if and only if it is orthogonal (with respect to the indefinite Hermitian inner product) to some vector of the form $\tilde{p}_0 - \alpha \tilde{p}_1$, with $|\alpha| = 1$.

Finally, we mention that the image in projective space of the set of null vectors \mathbf{z} , ie such that $\langle \mathbf{z}, \mathbf{z} \rangle = 0$, and that satisfy (2), is a topological sphere, which we will call either the *boundary at infinity* corresponding to the bisector or its *spinal sphere*.

Restricting to vectors $\tilde{p}_0 - \alpha \tilde{p}_1$ which have positive square norm, we get a foliation of $\mathcal{B}(p_0, p_1)$ by complex lines given by the set of negative lines in $(\tilde{p}_0 - \alpha \tilde{p}_1)^\perp$ for a fixed value of α . These complex lines are called the *complex slices* of the bisector. Negative vectors of the form $(\tilde{p}_0 - \alpha \tilde{p}_1)$ (still with $|\alpha| = 1$) parametrize a real geodesic, which is called the *real spine* of \mathcal{B} . The complex geodesic that it spans is called the *complex spine* of \mathcal{B} . There is a natural extension of the real spine to projective space, given by the (not necessarily negative) vectors of the form $\tilde{p}_0 - \alpha \tilde{p}_1$; we call this the *extended real spine* (the complex projective line that contains it is called the *extended complex spine*).

Geometrically, each complex slice of \mathcal{B} is the preimage of a given point of the real spine under orthogonal projection onto the complex spine, and in particular, the bisector is uniquely determined by its real spine.

Given two distinct bisectors \mathcal{B}_1 and \mathcal{B}_2 , their intersection is to a great extent controlled by the respective positions of their complex spines Σ_1 and Σ_2 . In particular, if Σ_1 and Σ_2 intersect outside of their respective real spines, the bisectors are called *coequidistant*. If $\Sigma_1 = \Sigma_2$, the bisectors are called *cospinal* and in that case their intersection is either empty or a single complex line.

This special case of bisector intersections is important in the context of Dirichlet domains, since by construction all the faces of a Dirichlet domain are equidistant from one given point (namely its center). We recall the following, which is an important tool for studying the combinatorics of polyhedra bounded by bisectors (and also in order to apply the Poincaré polyhedron theorem; see [Section 5](#)).

Theorem 2.1 *Let \mathcal{B}_1 and \mathcal{B}_2 be two coequidistant bisectors with nonempty intersection. Then $\mathcal{B}_1 \cap \mathcal{B}_2$ is a smooth disk, which is totally geodesic if and only if \mathcal{B}_1 and \mathcal{B}_2 are cospatial. If \mathcal{B}_1 and \mathcal{B}_2 are not cospatial, then there are precisely three bisectors that contain $\mathcal{B}_1 \cap \mathcal{B}_2$.*

This theorem is due to Giraud (for a detailed proof see [10, Sections 8.3.5 and 9.2.6]), hence such a disk is often called a Giraud disk (see [4]).

The existence of a third bisector containing $\mathcal{B}_1 \cap \mathcal{B}_2$ may sound mysterious at first, but it follows at once from the coequidistance condition. Indeed, let x_0 be the intersection point of the complex spines Σ_1 and Σ_2 , and let x_j , $j = 1, 2$, denote its reflection across the real spine σ_j . Then $\mathcal{B}_j = \mathcal{B}(x_0, x_j)$, and clearly $\mathcal{B}_1 \cap \mathcal{B}_2$ is contained in $\mathcal{B}(x_1, x_2)$. The content of Giraud’s theorem is that these three bisectors are the only ones containing $\mathcal{B}_1 \cap \mathcal{B}_2$.

If the complex spines do not intersect, then they have a unique common perpendicular complex line \mathcal{T} . This complex line is a slice of \mathcal{B}_1 if and only if the real spine of Σ_1 goes through $\Sigma_1 \cap \mathcal{T}$ (and similarly for the real spine of \mathcal{B}_2). This gives a simple criterion to check whether bisectors with ultraparallel complex spines have a complex slice in common (this happens if the extended real spines intersect). When this happens, the bisectors are called *cotranchal*. One should beware that when this happens, the intersection can be strictly larger than the common slice (but there can be at most one complex slice in common).

The slice parameters above allow an easy parametrization of the intersection of the extors containing the bisectors, provided the bisectors do not share a slice, which we now assume (this is enough for the purposes of the present paper). In this case, the intersection in projective space can be parametrized in a natural way by the Clifford torus $S^1 \times S^1 \subset \mathbb{C}^2$. Specifically $(z_1, z_2) \in S^1 \times S^1$ parametrizes the vector orthogonal to $\bar{z}_1 \tilde{p}_0 - \tilde{p}_1$ and $\bar{z}_2 \tilde{p}_2 - \tilde{p}_3$. This vector can be written as

$$(\bar{z}_1 \tilde{p}_0 - \tilde{p}_1) \boxtimes (\bar{z}_2 \tilde{p}_2 - \tilde{p}_3)$$

in terms of the Hermitian box product; see [10, page 43]. This can be rewritten in the form

$$(3) \quad V(\alpha, \beta) = c_{13} + z_1 c_{31} + z_2 c_{21} + z_1 z_2 c_{02},$$

where c_{jk} denotes $p_j \boxtimes p_k$.

The intersection of the bisectors (rather than the extors) is given by the set of pairs (z_1, z_2) that satisfy

$$\langle V(z_1, z_2), V(z_1, z_2) \rangle < 0.$$

The corresponding equation $\langle V(z_1, z_2), V(z_1, z_2) \rangle = 0$ is quadratic in each variable. It is known (see the analysis in [10]) that the intersection has at most two connected components. This becomes a bit simpler in the coequidistant case (then one can take $p_0 = p_2$, so that $c_{02} = 0$), where the equation is actually quadratic, rather than just quadratic in each variable.

Note that the intersection of three bisectors also has a simple implicit parametrization, namely the intersection of $\mathcal{B}_1 \cap \mathcal{B}_2$ with a third bisector $\mathcal{B}(q_1, q_2)$ has an equation

$$(4) \quad |\langle V(z_1, z_2), \tilde{q}_1 \rangle|^2 = |\langle V(z_1, z_2), \tilde{q}_2 \rangle|^2,$$

where \tilde{q}_j are lifts of q_j with the same square norm.

This implicit equation can be used to obtain piecewise parametrizations for the corresponding curves, using either z_1 or z_2 as a parameter. This is explained in detail in [4]; we briefly review some of this material.

Note that $\langle V(z_1, z_2), \tilde{q}_1 \rangle$ is affine in each variable (in the coequidistant case it is even affine in (z_1, z_2)). This means that for a given z_1 with $|z_1| = 1$, finding the corresponding values of z_2 amounts to finding the intersection of two Euclidean circles. Specifically, the equation has the form

$$|a_0(z_1) + a_1(z_1)z_2|^2 = |b_0(z_1) + b_1(z_1)z_2|^2,$$

which can be rewritten as

$$2 \operatorname{Re}((\bar{a}_0 a_1 - \bar{b}_0 b_1)z_2) = |a_0|^2 + |a_1|^2 - |b_0|^2 - |b_1|^2,$$

or simply in the form

$$(5) \quad \operatorname{Re}(\mu z_2) = v.$$

Using the fact that $|z_1| = 1$, we can write $\mu = \mu(z_1)$ and $v = v(z_1)$ as affine functions in (z_1, \bar{z}_1) .

It follows from elementary Euclidean geometry (simply intersect the circle of radius $|\mu|$ centered at the origin with the line $\operatorname{Re}(z) = v$) that (5) has a solution z_2 with $|z_2| = 1$ if and only if

$$(6) \quad |\mu|^2 \geq v^2.$$

If there is a z_1 such that $\mu = v = 0$, then z_2 can of course be chosen to be arbitrary (this happens when two of the three bisectors share a slice). Otherwise, there is a single value of z_2 satisfying (5) if and only if equality holds in (6).

Of course the inequality $|\mu|^2 \geq v^2$ can also be reinterpreted in terms of the sign of the discriminant of a quadratic equation, since when $|z| = 1$, $\mu z + \bar{\mu} \bar{z} = 2v$ is equivalent to

$$\mu z^2 - 2vz + \bar{\mu} = 0.$$

The determination of the projection of the curve (4) onto the z_1 -axis of the Giraud torus amounts to the determination the values of z_1 , $|z_1| = 1$ where there exists a z_2 satisfying (4) and $|z_2| = 1$. According to the previous discussion, this amounts to finding where equality holds in (6), which yields a polynomial equation in z_1 . This can be somewhat complicated, especially because polynomials can have multiple roots.

On the intervals of the argument of z_1 corresponding to the projection onto the z_1 -axis of the curve defined by (4) (we remove the points where $\mu = v = 0$ is arbitrary), we obtain a nice piecewise parametrization for the curve, namely

$$(7) \quad z_2 = \frac{v \pm i \sqrt{|\mu|^2 - v^2}}{\mu}.$$

This equation is problematic for numerical computations mainly when $|\mu|$ is close to v . In that case, one can switch variables and use z_2 rather than z_1 as the parameter.

All the above computations are fairly simple, but some care is needed when performing them in floating point arithmetic. The main point that allows us to perform somewhat sophisticated computations in our proofs is the polynomial character of all equations, and the following.

Proposition 2.2 *The group Γ consists of matrices in $GL_3(K)$, where $K = \mathbb{Q}(i\sqrt{7})$.*

Our fundamental domain is defined using fixed points of certain elliptic or parabolic elements in the group, whose coordinates can be chosen to lie in K , so we will be able to choose the coefficients of all the above polynomial parametrizations to lie in K . This allows us to compute all relevant quantities to arbitrary precision; we will treat some explicit sample computations in the [appendix](#).

Note that when the solution set of an equation of the form (4) is nonempty, its dimension could in general be 0, 1 or 2. Giraud's theorem (see [Theorem 2.1](#)) gives a fairly general characterization of which bisectors can give a set of dimension 2.

In the bisector intersections that appear in the present paper, we will encounter situations where the solution set of (4) is a curve in the Clifford torus, but that intersects the closure in $\bar{H}_{\mathbb{C}}^2$ of the Giraud disk only in a point at infinity. Among other situations, this happens when the spinal spheres at infinity of certain pairs of bisectors are tangent.

Clearly floating point arithmetic will give absolutely no insight about such situations, so we will use geometric arguments instead. An important geometric argument is the following result, proved by Phillips in [14]:

Proposition 2.3 *Let A be a unipotent isometry, and let $p_0 \in \mathbf{H}_{\mathbb{C}}^2$. Then $\mathcal{B}(p_0, Ap_0) \cap \mathcal{B}(p_0, A^{-1}p_0)$ is empty. The extension to $\partial_{\infty}\mathbf{H}_{\mathbb{C}}^2$ of these bisectors intersect precisely in the fixed point of A ; in other words, the spinal spheres for the above two bisectors are tangent at that fixed point.*

As we will see in the [appendix](#), Phillips’ result allows to take care of most, but not all tangencies.

3 Boundary unipotent representations

We recall part of the results from [5], using the notation and terminology from [Section 1](#), so that M denotes the figure-eight knot complement. We will interchangeably use the following two presentations for $\pi_1(M)$:

$$(8) \quad \langle g_1, g_2, g_3 \mid g_2 = [g_3, g_1^{-1}], g_1g_2 = g_2g_3 \rangle, \\ \langle a, b, t \mid tat^{-1} = aba, tbt^{-1} = ab \rangle.$$

The second presentation can be obtained from the first by setting $a = g_2, b = [g_2, g_3^{-1}]$ and $t = g_3$. Note that a and b generate a free group F_2 , and the second presentation exhibits $\pi_1(M)$ as the mapping torus of a pseudo-Anosov element of the mapping class group of F_2 ; this comes from the fact that the figure-eight knot complement fibers over the circle, with once punctured tori as fibers.

Representatives of the three conjugacy classes of representations of $\pi_1(M)$ with unipotent boundary holonomy are the following (see [5, pages 102–105]). We only give the images of g_1 and g_3 , since they clearly generate the group:

$$\rho_1(g_1) = \begin{pmatrix} 1 & 1 & -\frac{1}{2} - \frac{\sqrt{3}}{2}i \\ 0 & 1 & -1 \\ 0 & 0 & 1 \end{pmatrix}, \quad \rho_1(g_3) = \begin{pmatrix} 1 & 0 & 0 \\ 1 & 1 & 0 \\ -\frac{1}{2} - \frac{\sqrt{3}}{2}i & -1 & 1 \end{pmatrix}, \\ \rho_2(g_1) = \begin{pmatrix} 1 & 1 & -\frac{1}{2} - \frac{\sqrt{7}}{2}i \\ 0 & 1 & -1 \\ 0 & 0 & 1 \end{pmatrix}, \quad \rho_2(g_3) = \begin{pmatrix} 1 & 0 & 0 \\ -1 & 1 & 0 \\ -\frac{1}{2} + \frac{\sqrt{7}}{2}i & 1 & 1 \end{pmatrix}, \\ \rho_3(g_1) = \begin{pmatrix} 1 & 1 & -\frac{1}{2} \\ 0 & 1 & -1 \\ 0 & 0 & 1 \end{pmatrix}, \quad \rho_3(g_3) = \begin{pmatrix} 1 & 0 & 0 \\ \frac{5}{4} - \frac{\sqrt{7}}{4}i & 1 & 0 \\ -1 & -\frac{5}{4} - \frac{\sqrt{7}}{4}i & 1 \end{pmatrix}.$$

For completeness, we state the following result (the main part of which was already proved in [5]).

Proposition 3.1 *For any irreducible representation $\rho: \pi_1(M) \rightarrow PU(2, 1)$ with unipotent boundary holonomy, ρ (or $\bar{\rho}$) is conjugate to ρ_1, ρ_2 or ρ_3 .*

Proof We follow the beginning of [5, Section 5.4]. To prove this statement, we mainly need to complete the argument there to exclude nongeneric cases.

Let ρ be as in the statement of the proposition. In order to avoid cumbersome notation, we will use the same notation as in the introduction for the images of g_1, g_2 and g_3 under ρ , and write $G_k = \rho(g_k)$.

We first observe that one of the peripheral holonomy elements is given by $g_1^{-1}g_2 = g_1^{-1}g_3g_1^{-1}g_3^{-1}g_1$. This is conjugate to g_1^{-1} so $G_1 = \rho(g_1)$ is unipotent by assumption. Moreover, g_1 is conjugate to g_3 , which implies that $G_3 = \rho(g_3)$ is unipotent as well.

Let p_1 and p_2 be the parabolic fixed points of $G_1 = \rho(g_1)$ and $G_3 = \rho(g_3)$, respectively. We may assume that $p_1 \neq p_2$ otherwise the representation would be elementary (hence not irreducible).

Define $q_1 = G_1^{-1}(p_2)$ and $q_3 = G_3(p_1)$. By [5, Lemma 5.3] (which uses only the presentation for $\pi_1(M)$; see (8)),

$$G_3G_1^{-1}(p_2) = G_1^{-1}G_3(p_1).$$

We define q_2 as the point on both sides of the above equality.

If p_1, p_2, q_1, q_2 and p_1, p_2, q_2, q_3 are in general position (that is, no three points belong to the same complex line) these quadruples are indeed parametrized by the coordinates from [5], and these coordinates must be solutions of the compatibility equations, so ρ must be conjugate to some ρ_j (or its complex conjugate).

If the points are not in general position we analyze the representation case by case.

The first case is when $q_1 = G_1^{-1}(p_2)$ belongs to the boundary of the complex line through p_1 and p_2 . Without loss of generality, we may assume $p_1 = \infty$ and $p_2 = (0, 0)$ in Heisenberg coordinates. As G_1 preserves the complex line between p_1 and p_2 it has the form

$$G_1 = \begin{pmatrix} 1 & 0 & \frac{it}{2} \\ 0 & 1 & 0 \\ 0 & 0 & 1 \end{pmatrix}.$$

We then write

$$G_3 = \begin{pmatrix} 1 & 0 & 0 \\ z & 1 & 0 \\ -\frac{|z|^2}{2} + \frac{is}{2} & -\bar{z} & 1 \end{pmatrix}$$

with $z \neq 0$ (otherwise the representation would be reducible). Now, the equation

$$G_3^{-1}G_1^{-1}(p_2) = G_1^{-1}G_3(p_1)$$

gives

$$\begin{pmatrix} -\frac{it}{2} \\ -\frac{izt}{2} \\ \frac{it|z|^2}{4} + \frac{ts}{4} + 1 \end{pmatrix} = \lambda \begin{pmatrix} \frac{it|z|^2}{4} + \frac{ts}{4} + 1 \\ z \\ -\frac{|z|^2}{2} + \frac{is}{4} \end{pmatrix}.$$

One easily checks that this equation has no solutions with $z \neq 0$. Therefore q_1 is not in the complex line defined by p_1 and p_2 .

Analogously, $q_3 = G_3(p_1)$ cannot be in that complex line either. Now, from the gluing pattern in [Figure 1](#), we obtain that p_1, q_1, q_2 and p_2, q_2, q_3 are in general position. It remains to verify that p_2, q_1, q_2 are in general position. We write

$$(p_2, q_1, q_2) = (p_2, G_1^{-1}(p_2), G_1^{-1}G_3(p_1)) = G_1^{-1}G_3(G_3^{-1}G_1(p_2), p_2, p_1).$$

But if $(G_3^{-1}G_1(p_2), p_2, p_1)$ are on the same complex line then, again, we obtain equations which force p_1, p_2, q_1 to be in the same line. \square

In fact it is not hard to show that there are no reducible representations apart from elementary ones (still assuming the boundary holonomy to be unipotent). The relator relation then implies that these elementary representations must satisfy $\rho(g_1) = \rho(g_3)$, hence the image of the representation is in fact a cyclic group.

4 A Dirichlet domain for Γ

From this point on, we focus on the representation ρ_2 (see the discussion in the introduction, and [Section 9](#)). We write $\Gamma = \Gamma_2$ and

$$G_1 = \rho_2(g_1), \quad G_2 = \rho_2(g_2), \quad G_3 = \rho_2(g_3).$$

The combinatorics of Dirichlet domains depend significantly on their center p_0 , and there is of course no canonical way to choose this center. We will choose a center that produces a Dirichlet domain with very few faces, and that has a lot of symmetry (see [Section 4.1](#)), namely the fixed point of G_2 .

Recall that $G_2 = [G_3, G_1^{-1}]$, and this can easily be computed to be

$$G_2 = \begin{pmatrix} 2 & \frac{3}{2} - i\frac{\sqrt{7}}{2} & -1 \\ -\frac{3}{2} - i\frac{\sqrt{7}}{2} & -1 & 0 \\ -1 & 0 & 0 \end{pmatrix}.$$

It is easy to check that G_2 is a regular elliptic element of order 4, whose isolated fixed point is given in homogeneous coordinates by

$$\tilde{p}_0 = (1, -(3 + i\sqrt{7})/4, -1).$$

Note that no nontrivial power of G_2 fixes any point in $\partial_\infty \mathbf{H}_\mathbb{C}^2$ (G_2 and G_2^{-1} are regular elliptic and G_2^2 is a complex reflection in a point).

Recall from Section 2.2 that, for any subset $S \subset \Gamma$, E_S denotes the Dirichlet domain centered at p_0 ; the faces of E_S are given by intersections of the form

$$E_S \cap \mathcal{B}(p_0, \gamma p_0)$$

that have nonempty interior in $\mathcal{B}(p_0, \gamma p_0)$ (we refer to such a face as being associated to the element γ).

As a special case, E_Γ denotes the Dirichlet domain for Γ centered at p_0 , and E_S denotes an a priori larger domain taking into account only the faces coming from S rather than all of Γ .

From this point on, we will always fix the set S to be the following set of eight group elements:

$$(9) \quad S = \{G_2^k G_1 G_2^{-k}, G_2^k G_3^{-1} G_2^{-k} \mid k = 0, 1, 2, 3\}.$$

Since for the remainder of the paper we always use the same set S , we simply write

$$E = E_S.$$

Note also that it follows from simple relations in the group that S is a *symmetric* generating set (in the sense that it is closed under the operation of taking inverses in the group), even though this may not be obvious from the above description. For now we simply refer to the second column of Table 1, where the relevant relations in the group are listed.

With this notation, what we intend to prove is the following (which will be key to the proof of Theorem 1.1).

Theorem 4.1 *The Dirichlet domain E_Γ centered at p_0 is equal to E . In particular, E_Γ has precisely eight faces, namely the faces of E_Γ associated to the elements of S , which are listed in (9).*

As outlined in Section 2.2, in order to prove $E_\Gamma = E$, we will start by determining the precise combinatorics of E , then apply the Poincaré polyhedron theorem in order to prove that E is a fundamental domain for Γ modulo the action of the finite group H .

Note that E is indeed not a fundamental domain for Γ , since by construction it has a nontrivial stabilizer (powers of G_2 fix the center of E , hence they must preserve E). It is a fundamental domain for the coset decomposition of Γ into left cosets of the group H of order 4 generated by G_2 (see Section 2.2), and this suffices to produce a presentation for Γ ; see Section 5.4. One can deduce from E a fundamental domain for Γ , by taking $E \cap F$, where F is any fundamental domain for H . We omit the details of that construction, since they will not be needed in what follows.

Definition 4.2 We write $\mathcal{B}_1, \dots, \mathcal{B}_8$ for the bisectors bounding E , numbered as in Table 1. For each k , we denote by $\bar{\mathcal{B}}_k$ the closure of \mathcal{B}_k in $\bar{\mathbf{H}}_{\mathbb{C}}^2 = \mathbf{H}_{\mathbb{C}}^2 \cup \partial_\infty \mathbf{H}_{\mathbb{C}}^2$. We write b_k for the intersection $\mathcal{B}_k \cap E$ and \bar{b}_k for the closure of that face in $\bar{\mathbf{H}}_{\mathbb{C}}^2$.

We will sometimes refer to the bisectors \mathcal{B}_j as the *bounding bisectors*.

Element of S	Bisector	Face	Vertices
G_1	\mathcal{B}_1	b_1	p_1, p_2, q_3, q_4
G_3^{-1}	\mathcal{B}_2	b_2	p_2, q_4, q_1, p_1
$G_2 G_1 G_2^{-1}$	$G_2 \mathcal{B}_1 = \mathcal{B}_3$	b_3	p_4, p_1, q_4, q_1
$G_2 G_3^{-1} G_2^{-1} = G_1^{-1}$	$G_2 \mathcal{B}_2 = \mathcal{B}_4$	b_4	p_1, q_1, q_2, p_4
$G_2^2 G_1 G_2^2 = G_2^{-1} G_3 G_2$	$G_2^2 \mathcal{B}_1 = \mathcal{B}_5$	b_5	p_3, p_4, q_1, q_2
$G_2^2 G_3^{-1} G_2^2 = G_2 G_1^{-1} G_2^{-1}$	$G_2^2 \mathcal{B}_2 = \mathcal{B}_6$	b_6	p_4, q_2, q_3, p_3
$G_2^{-1} G_1 G_2 = G_3$	$G_2^{-1} \mathcal{B}_1 = \mathcal{B}_7$	b_7	p_2, p_3, q_2, q_3
$G_2^{-1} G_3^{-1} G_2$	$G_2^{-1} \mathcal{B}_2 = \mathcal{B}_8$	b_8	p_3, q_3, q_4, p_2

Table 1: Notation for the eight faces of the Dirichlet domain; the face associated to an element $\gamma \in S$ is contained in $\mathcal{B}(p_0, \gamma p_0)$; see Section 2.2. The equalities in the first column follow from the relation $G_1 G_2 = G_2 G_3$. The notation for vertices will be explained in Section 4.2.

4.1 Symmetry

Note that S is by construction invariant under conjugation by G_2 , which fixes p_0 , so E is of course G_2 -invariant. In particular, it has at most 2 isometry types of faces;

in fact all its faces are isometric, as can be seen using the involution

$$I = \begin{pmatrix} 0 & 0 & 1 \\ 0 & -1 & 0 \\ 1 & 0 & 0 \end{pmatrix}.$$

This is not an element of Γ , but it can easily be checked that it normalizes Γ by using the conjugacy information given in [Proposition 4.3](#).

Proposition 4.3 *We have*

$$IG_1I = G_3^{-1}, \quad IG_2I = G_2^{-1}.$$

This proposition shows that the group generated by I and G_2 has order 8, and this group of order 8 stabilizes E (the formula given above for p_0 makes it clear that it is fixed by I). Finally, note that [Proposition 4.3](#) makes it clear that I exchanges the faces b_1 and b_2 (see [Table 1](#) for notation).

4.2 Vertices of E

In this section we describe certain fixed points of unipotent elements in the group, which will turn out to give the list of all vertices of E (this claim will be justified in the end of [Section 4.3](#); see [Proposition 4.8](#)). We use the numbering of faces (as well as bisectors that contain these faces) given in [Table 1](#). We start by mentioning that G_1 clearly maps $B_4 = \mathcal{B}(p_0, G_1^{-1}p_0)$ to $B_1 = \mathcal{B}(p_0, G_1p_0)$. Since G_1 is unipotent, [Proposition 2.3](#) shows that the corresponding bisectors have empty intersection, and their spinal spheres are tangent at the fixed point of G_1 .

The latter is clearly given by

$$p_1 = (1, 0, 0),$$

and it is easy to check that this point is on the closure of precisely four of the bisectors that bound the Dirichlet domain, namely $\bar{B}_1, \bar{B}_2, \bar{B}_3$ and \bar{B}_4 . The fact that it is in \bar{B}_1 and \bar{B}_4 is obvious, the other ones can be checked by explicit computation. Indeed,

$$G_3 p_1 = \left(1, -1, \frac{-1+i\sqrt{7}}{2}\right),$$

$$G_1^{-1}G_2^{-1} p_1 = \left(\frac{1-i\sqrt{7}}{2}, -1, -1\right);$$

hence

$$|\langle p_1, G_3^{-1}p_0 \rangle| = |\langle G_3 p_1, p_0 \rangle| = 1 = |\langle p_1, p_0 \rangle|,$$

$$|\langle p_1, G_2G_1G_2^{-1}p_0 \rangle| = |\langle G_1^{-1}G_2^{-1}p_1, p_0 \rangle| = 1 = |\langle p_1, p_0 \rangle|.$$

Similarly, the bisectors \mathcal{B}_2 and \mathcal{B}_5 have tangent spinal spheres, and this comes from the fact that $G_2^{-1}G_3$ is unipotent (which can be checked by direct calculation). Indeed, this isometry sends $\mathcal{B}_2 = \mathcal{B}(p_0, G_3^{-1}p_0)$ to $\mathcal{B}(G_2^{-1}G_3p_0, G_2^{-1}p_0) = \mathcal{B}(G_2^{-1}G_3G_2p_0, p_0) = \mathcal{B}_5$.

We call q_1 the fixed point of $G_2^{-1}G_3$, which can easily be computed to be given by

$$q_1 = \left(\frac{-1+i\sqrt{7}}{2}, 1, 1 \right).$$

One verifies directly that this point is on the closure of precisely four bounding bisectors, namely $\bar{\mathcal{B}}_2, \bar{\mathcal{B}}_3, \bar{\mathcal{B}}_4$ and $\bar{\mathcal{B}}_5$.

Now applying G_2 to p_1 and q_1 , we get eight specific fixed points of unipotent elements in the group which are all tangency points of certain spinal spheres. We define points p_k, q_k for $k = 1, \dots, 4$ by

$$p_k = G_2 p_{k+1}, \quad q_{k+1} = G_2 q_k.$$

Beware that G_2 raises the indices of q -vertices, whereas it lowers the indices of the p -vertices; this somewhat strange convention is used for coherence with the notation of Falbel and Wang in [7].

Perhaps surprisingly, the eight tangency points will turn out to give all the vertices of the Dirichlet domain. We summarize the results in the following.

Proposition 4.4 *There are precisely eight pairs of tangent spinal spheres among the boundary at infinity of the bisectors bounding the Dirichlet domain. The list of points of tangency is given in Table 2.*

Proof The claim about tangency has already been proved, we only justify the fact that the points in the G_2 -orbit of p_1 and q_1 are indeed stabilized by the unipotent element given in Table 2. This amounts to checking that the unipotent elements claimed to fix the points p_j (resp. those claimed to fix the points q_j) are indeed conjugates of each other under powers of G_2 .

This can easily be seen from the presentation of the group (in fact the relations $G_1G_2 = G_2G_3$ and $(G_1G_2)^3 = 1$ suffice to check this). For instance, $G_2(p_4) = p_3$ because, using standard word notation in the generators where $1 = G_1, \bar{1} = G_1^{-1}$, we have

$$2 \cdot 2\bar{1} \bar{2} \cdot \bar{2} = \bar{2} \bar{2} \cdot \bar{1} \cdot 22 = \bar{2} \cdot \bar{2} \bar{1} \cdot 22 = \bar{2} \cdot \bar{3} \bar{2} \cdot 22 = \bar{2} \bar{3} \bar{2}.$$

Similarly, $G_2(q_3) = q_4$ because

$$2 \cdot 2\bar{1} \cdot \bar{2} = 22 \cdot \bar{1} \bar{2} = 22 \cdot 2121 = \bar{2} \cdot 12 \cdot 1 = \bar{2} \cdot 23 \cdot 1 = 31.$$

The other conjugacy relations are handled in a similar fashion. □

Vertex	Fixed by	tangent spinal spheres	Other faces
p_1	G_1	$\mathcal{B}_1, \mathcal{B}_4$	$\mathcal{B}_2, \mathcal{B}_3$
p_2	G_3	$\mathcal{B}_7, \mathcal{B}_2$	$\mathcal{B}_8, \mathcal{B}_1$
p_3	$G_2^{-1}G_3G_2$	$\mathcal{B}_5, \mathcal{B}_8$	$\mathcal{B}_6, \mathcal{B}_7$
p_4	$G_2G_1G_2^{-1}$	$\mathcal{B}_3, \mathcal{B}_6$	$\mathcal{B}_4, \mathcal{B}_5$
q_1	$G_3^{-1}G_2$	$\mathcal{B}_2, \mathcal{B}_5$	$\mathcal{B}_3, \mathcal{B}_4$
q_2	$G_1^{-1}G_2$	$\mathcal{B}_4, \mathcal{B}_7$	$\mathcal{B}_5, \mathcal{B}_6$
q_3	$G_2G_1^{-1}$	$\mathcal{B}_6, \mathcal{B}_1$	$\mathcal{B}_7, \mathcal{B}_8$
q_4	G_3G_1	$\mathcal{B}_8, \mathcal{B}_3$	$\mathcal{B}_1, \mathcal{B}_2$

Table 2: The vertices of E at infinity, given by a unipotent element that fixes them; see also the list of vertices that lie on each face given in Table 1.

4.3 Combinatorics of E

We now go into the detailed study of the combinatorics of E .

The results of Section 4.1 show that it is enough to determine the combinatorics of a single face of E , say $b_1 = E \cap \mathcal{B}_1$, and its incidence relation to all other faces.

Proposition 4.5 *The closure \bar{b}_1 of b_1 in $\bar{H}_\mathbb{C}^2$ has precisely three 2-faces, two finite ones and one on the spinal sphere $\partial_\infty \mathcal{B}_1$.*

- (1) *The finite 2-faces are given by the (closure of the) Giraud disks $\bar{\mathcal{B}}_1 \cap \bar{\mathcal{B}}_2, \bar{\mathcal{B}}_1 \cap \bar{\mathcal{B}}_8$.*
- (2) *The 2-face on the spinal sphere $\partial_\infty \mathcal{B}_1$ is an annulus, pinched at two pairs of points on its boundary. The pinch points correspond to the fixed points of G_3 and G_3G_1 .*

In particular, \bar{b}_1 intersects all faces $\bar{\mathcal{B}}_k, k \neq 2, 8$, in lower-dimensional faces.

A schematic picture of the combinatorics of \bar{b}_1 is given in Figure 2, where the shaded region corresponds to the 2-face of \bar{b}_1 at infinity (part (2) of the proposition). The Giraud disks mentioned in part (1) of the proposition intersect only in two points in $\partial_\infty H_\mathbb{C}^2$, not inside $H_\mathbb{C}^2$ (see Proposition 4.8).

The intersection pattern of the boundary at infinity of the eight faces $\mathcal{B}_1, \dots, \mathcal{B}_8$ is somewhat intricate. Eight isometric copies of the shaded region in Figure 2 are glued according to the pattern illustrated in Figure 4 (Section 6).

The general remark is that the claims in Proposition 4.5 can be proved using the techniques of Section 2.3. In this section, we break up the proof of Proposition 4.5 into

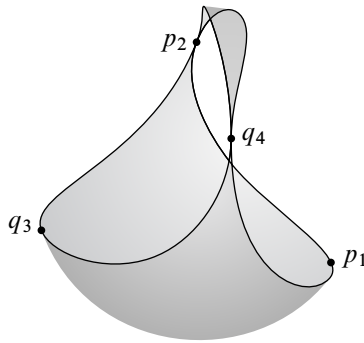


Figure 2: A schematic picture of $\partial_\infty b_1$: the face \bar{b}_1 also has two finite 2-faces, given by the Giraud disks $\bar{B}_8 \cap \bar{B}_1$ and $\bar{B}_1 \cap \bar{B}_2$ (only their boundary circle is draw in the picture). The face \bar{b}_1 has precisely four vertices, all in the ideal boundary (they are the fixed points of $G_1, G_3, G_3G_1,$ and $G_1G_2^{-1}$; see Tables 1 and 2).

several lemmas (Lemmas 4.6 and 4.7), and make these lemmas plausible by drawing pictures that can easily be reproduced using the computer (and the parametrizations explained in Section 2.3). The detailed proof will be postponed until the Appendix, since it relies on somewhat delicate computations.

Since any two of the eight bisectors bounding E are coequidistant, their pairwise intersections are either empty, or diffeomorphic to a disk (see Section 2.3). Recall that such disks are either complex lines or Giraud disks. Lemma 4.6 details the intersections of \mathcal{B}_1 with the seven bisectors $\mathcal{B}_k, k \neq 1$. It can easily be translated into a statement about \mathcal{B}_2 by using the involution I (see Section 4.1), hence also about any \mathcal{B}_j by using powers of G_2 .

Lemma 4.6 \mathcal{B}_1 intersects exactly four of the seven other bisectors bounding E , namely $\mathcal{B}_7, \mathcal{B}_8, \mathcal{B}_2$ and \mathcal{B}_3 . The corresponding intersections are Giraud disks.

Proof The fact that $\mathcal{B}_1 \cap \mathcal{B}_4$ and $\mathcal{B}_1 \cap \mathcal{B}_6$ are empty follows from Proposition 4.4. The fact that $\mathcal{B}_1 \cap \mathcal{B}_5 = \emptyset$ can be shown with direct computation, using the parametrization of the corresponding Giraud torus explained in Section 2.3. The fact that the intersection of \mathcal{B}_1 with the four bisectors in the statement is indeed a Giraud disk can be proved simply by exhibiting a point in that Giraud disk. Details will be given in Section A.1. \square

The following statement is the analogue of Lemma 4.6, pertaining to face (rather than bisector) intersections.

Lemma 4.7 (1) $\mathcal{B}_1 \cap \mathcal{B}_7 \cap E$ and $\mathcal{B}_1 \cap \mathcal{B}_3 \cap E$ are empty.

(2) $\mathcal{B}_1 \cap \mathcal{B}_2 \cap E = \mathcal{B}_1 \cap \mathcal{B}_2$ and $\mathcal{B}_1 \cap \mathcal{B}_8 \cap E = \mathcal{B}_1 \cap \mathcal{B}_8$, and both are Giraud disks.

The proof of this statement will be given in Section A.2. For now, we only show some pictures drawn in spinal coordinates on the relevant Giraud disks; see Figure 3. For each of them we plot the trace of the other six bisectors on that Giraud disk (see Section 2.3 for a description of how this can be done). In the picture, we label each arc with the index of the corresponding bisector (see the numbering in Table 1).

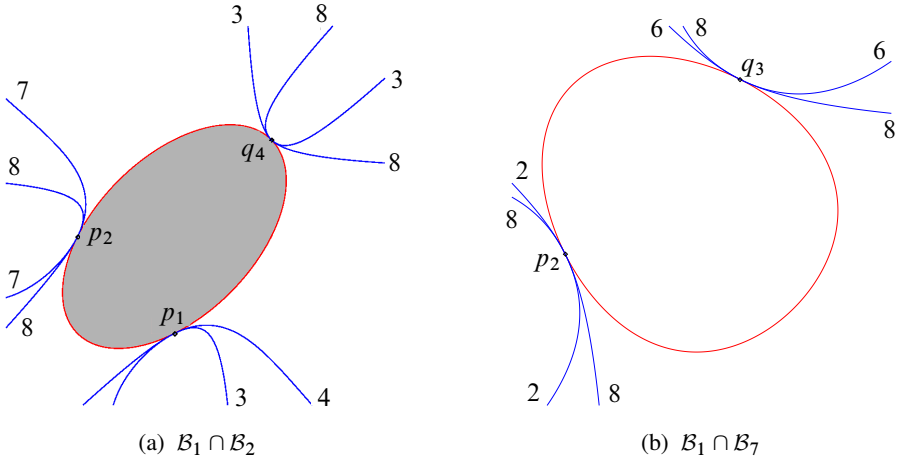


Figure 3: Typical Giraud disk corresponding to the intersection of two bounding bisectors; the other curves are traces of the other 6 bisectors.

The fact that these pictures can indeed be trusted depends on the fact that the curves have polynomial equations with entries in an explicit number field (namely $\mathbb{Q}(i\sqrt{7})$), as will be explained in detail in Section A.2.

It follows from the previous analysis that the face b_1 has no vertex in $H_{\mathbb{C}}^2$, and that it has exactly four ideal vertices, or in other words the closure \bar{b}_1 has four vertices. We summarize this in the following proposition:

Proposition 4.8 *The closure \bar{b}_1 has precisely four vertices, all at infinity. They are given by p_1, p_2, q_3, q_4 .*

Proof We obtain p_2 and q_3 as the only two points in the intersection $\bar{\mathcal{B}}_1 \cap \bar{\mathcal{B}}_7$ (as before, bars denote the closures in $H_{\mathbb{C}}^2 \cup \partial_{\infty} H_{\mathbb{C}}^2$); see Figure 3. Similarly, p_1 and q_4 are the two points in $\bar{\mathcal{B}}_1 \cap \bar{\mathcal{B}}_3$. □

One can easily use symmetry to give the list of vertices of every face. Each face has precisely four (ideal) vertices; see the last column of Table 1.

5 The Poincaré polyhedron theorem for E

This section is devoted to proving the hypotheses of the Poincaré polyhedron theorem for the Dirichlet polyhedron E (Sections 5.1, 5.2 and 5.3), and to state some straightforward applications (Section 5.4).

5.1 Side pairings

We now check that opposite faces of E (ie faces that correspond to γ and γ^{-1} , for $\gamma \in S$) are paired by the isometry γ . It is enough to check this for $\gamma = G_1$, since all others are obtained from this one by symmetry. More concretely, we will check that G_1 maps b_4 to b_1 ; see Table 1 for notation.

Recall that \bar{b}_4 has three facets, one on the ideal boundary $\partial_\infty \mathbf{H}_\mathbb{C}^2$ and two given by the Giraud disks $\mathcal{B}_4 \cap \mathcal{B}_3$ and $\mathcal{B}_4 \cap \mathcal{B}_5$.

Proposition 5.1 *The isometry G_1 maps $\mathcal{B}_4 \cap \mathcal{B}_3$ to $\mathcal{B}_1 \cap \mathcal{B}_2$ and $\mathcal{B}_4 \cap \mathcal{B}_5$ to $\mathcal{B}_1 \cap \mathcal{B}_8$.*

Proof The Giraud disk $\mathcal{B}_4 \cap \mathcal{B}_3$ is equidistant from p_0 , $G_1^{-1}p_0$ and $G_2G_1G_2^{-1}p_0 = G_2G_1p_0$, whereas $\mathcal{B}_1 \cap \mathcal{B}_2$ is equidistant from p_0 , G_1p_0 and $G_3^{-1}p_0$.

Now $G_1(\mathcal{B}_4 \cap \mathcal{B}_3) = \mathcal{B}_1 \cap \mathcal{B}_2$ is equivalent to

$$G_1G_2G_1p_0 = G_3^{-1}p_0,$$

which can easily be checked by direct computation. Equivalently, one may check that $G_3G_1G_2G_1 = G_2^2$.

The fact that $G_1(\mathcal{B}_4 \cap \mathcal{B}_5) = \mathcal{B}_1 \cap \mathcal{B}_8$ follows similarly from

$$G_1G_2^{-1}G_3p_0 = G_2^{-1}G_3^{-1}p_0,$$

or equivalently $G_3G_2G_1G_2^{-1}G_3 = G_2^2$.

These relations in the group are easily obtained from the group presentation, but they can also be checked directly from the explicit matrices that appear in Section 3. \square

Proposition 5.1 implies that G_1 maps b_4 isometrically to b_1 . We will need more specific information about the image of vertices under the side pairings (see the last column of Table 1 for the list of vertices on each face, where the quadruples of vertices are ordered in a consistent manner, ie the side pairing maps the j^{th} vertex to the j^{th} vertex).

Proposition 5.2 *The isometry G_1 maps the vertices of b_4 to vertices of face b_1 . More specifically, $G_1(p_1) = p_1$, $G_1(p_4) = q_4$, $G_1(q_1) = p_2$ and $G_1(q_2) = q_3$.*

Proof The fact that $G_1(p_1) = p_1$ is obvious. The point $q_2 = G_2(q_1)$ is the fixed point of $G_1^{-1}G_2$, so $G_1(q_2)$ is fixed by $G_2G_1^{-1}$, hence the latter point must be q_3 (see the second column in Table 2).

The fact that $G_1(q_1) = p_2$ follows from the fact that $g_2 = [g_3, g_1^{-1}]$, since

$$1 \cdot \bar{3}2 \cdot \bar{1} = \bar{1}3 \cdot [3, \bar{1}] \cdot \bar{1} = \bar{3}.$$

Finally, the fact that $G_1(p_4) = q_4$ is equivalent to showing that $12\bar{1}\bar{2}\bar{1}$ and 31 have the same fixed point. This follows from $(12)^2 = (121)^3 = \text{id}$ and $12 = 23$, since

$$12\bar{1}\bar{2}\bar{1} = 121 \cdot 1212 = (\bar{1}\bar{2}\bar{1})^2 \cdot 1212 = \bar{1}\bar{2}\bar{1}2 = \bar{1}\bar{3}\bar{2}2 = \bar{1}\bar{3}. \quad \square$$

5.2 Cycles of ridges

It follows from Giraud’s theorem (Theorem 2.1) that the ridges of E are on precisely three bisectors, hence there are three copies of E tiling its neighborhood. We only need to consider the ridges $b_1 \cap b_2$ and $b_1 \cap b_8$, since the other ones are all images of these two under the appropriate power of G_2 .

The Giraud disk $B_1 \cap B_2$ is equidistant from p_0 , $G_1(p_0)$ and $G_3^{-1}(p_0)$, and we apply G_1^{-1} to this triple of points, getting $G_1^{-1}p_0, p_0, G_1^{-1}G_3^{-1}p_0 = G_2G_1p_0$, and bring it back to $B_1 \cap B_2$ by applying G_2^{-1} . This does not yield the identity, but results in a cyclic permutation of the above three points:

$$\begin{array}{c} p_0, G_1p_0, G_3^{-1}p_0 \\ \downarrow G_2 \\ G^{-1}p_0, p_0, G_1^{-1}G_3^{-1}p_0 \\ \downarrow G_1 \\ G_3^{-1}p_0, p_0, G_1p_0 \end{array}$$

In other words, the corresponding cycle transformation is G_1G_2 , and the corresponding relation is

$$(G_1G_2)^3 = \text{id}.$$

Another geometric interpretation of this the following.

Proposition 5.3 *A neighborhood of a generic point of $b_1 \cap b_2$ is tiled by E and $G_1G_2(E) = G_1(E)$, $(G_1G_2)^{-1}(E) = G_3^{-1}(E)$.*

The Giraud disk $\mathcal{B}_1 \cap \mathcal{B}_8$ is equidistant from $p_0, G_1(p_0)$ and $G_3G_1(p_0)$. Again, we get an isometry in the group that permutes these points cyclically:

$$\begin{array}{c} p_0, G_1 p_0, G_3 G_1 p_0 \\ \downarrow G_2^2 \\ G_1^{-1} p_0, p_0, G_1^{-1} G_3 G_1 p_0 \\ \downarrow G_1 \\ G_3 G_1 p_0, p_0, G_1 p_0 \end{array}$$

This gives the relation

$$(G_1 G_2^2)^3 = \text{id}.$$

The statement analogous to [Proposition 5.3](#) is the following:

Proposition 5.4 *A neighborhood of a generic point of $b_1 \cap b_8$ is tiled by $E, G_2^2 G_1(E)$ and $(G_2^2 G_1)^{-1}(E) = G_1^{-1}(E)$.*

5.3 Cycles of boundary vertices

As explained in [Section 2.2](#), we need to check the cycle transformations for all boundary vertices are parabolic. There is only one cycle of vertices, since $G_2(q_k) = q_{k+1}, G_2(p_k) = p_{k-1}$ (indices mod 4), and we have

$$G_3(p_1) = q_3.$$

We check the geometry of the tiling of $H_{\mathbb{C}}^2$ near p_1 , which can be deduced from the structure of ridges through that point (see [Section 5.2](#)). Recall that p_1 is on four faces: b_1, b_2, b_3 and b_4 (see [Section 4.3](#)). The local tiling near the ridges $b_1 \cap b_2, b_2 \cap b_3$ and $b_3 \cap b_4$ imply that the region between the bisectors $\mathcal{B}(p_0, G_1^{\pm 1} p_0)$ is tiled by $E, G_2 G_1 G_2(E) = G_2 G_1(E)$ and $(G_2 G_1 G_2)^{-1}(E) = G_3^{-1}(E)$.

Note that none of the isometries mapping these three copies of E fixes p_1 , hence the only vertex cycle transformation for p_1 is G_1 , which is parabolic.

Now that we have checked cycles of ridges and boundary vertices, the Poincaré polyhedron theorem shows that E is a fundamental domain for the action of Γ modulo the action of G_2 (the latter isometry generates the stabilizer of the center p_0 in Γ). The main consequences will be drawn in [Section 5.4](#).

We state the above result about cycles of boundary vertices in a slightly stronger form.

Proposition 5.5 *The stabilizer of p_1 in Γ is the cyclic group generated by G_1 . The stabilizer of q_1 is generated by $G_2^{-1} G_3$.*

5.4 Presentation

The Poincaré polyhedron theorem (see Section 2.2) gives the presentation

$$\langle G_1, G_2 \mid G_2^4, (G_1 G_2)^3, (G_1 G_2^2)^3 \rangle,$$

or in other words, since $G_1 G_2 = G_2 G_3$,

$$\langle G_2, G_3 \mid G_2^4, (G_2 G_3)^3, (G_2 G_3 G_2)^3 \rangle.$$

It also gives precise information about the elliptic elements in the group.

Proposition 5.6 *Let $\gamma \in \Gamma$ be a nontrivial torsion element. Then γ has no fixed point in $\partial_\infty H_{\mathbb{C}}^2$.*

Proof It follows from the Poincaré polyhedron theorem that any elliptic element in Γ must be conjugate to some power of a cycle transformation of some cell in the skeleton of the fundamental domain. This says that any elliptic element in the group must be conjugate to a power of G_2 (which fixes the center of the Dirichlet domain), a power of $G_1 G_2$ (which preserves the ridge $b_1 \cap b_2$) or a power of $G_1 G_2^2$ (which preserves the ridge $b_8 \cap b_1$); see Section 5.2.

$G_1 G_2$ and $G_1 G_2^2$ are regular elliptic elements of order three, so they do not fix any point in $\partial_\infty H_{\mathbb{C}}^2$ (nor do their inverses). As for G_2 , the only nontrivial, nonregular elliptic power is G_2^2 , but this can easily be checked to be a reflection in a point, so it is conjugate in $\text{Bihol}(\mathbb{B}^2)$ to $(z_1, z_2) \mapsto (-z_1, -z_2)$, which has no fixed point in the unit sphere. □

Proposition 5.7 *The kernel of ρ_2 is generated as a normal subgroup by a^4 , $(at)^3$ and $(ata)^3$.*

Proof The fact that the three elements in the statement of the proposition are indeed in the kernel follows from the presentation and the fact that

$$\rho_2(a) = G_2, \quad \rho_2(b) = G_1^{-1} G_3, \quad \rho_2(t) = G_3.$$

We now consider the presentation

$$\langle a, b, t \mid tat^{-1} = aba, tbt^{-1} = ab, a^4, (at)^3, (ata)^3 \rangle.$$

One can easily get rid of the generator b , since

$$b = a^{-1}tat^{-1}a^{-1},$$

and the other relation involving b then follows from the other three relations. Indeed, one easily sees that $(at)^3 = (ata)^3 = 1$ implies $(tat)^3 = 1$, and then

$$\begin{aligned} t(a^{-1}tat^{-1}a^{-1})t^{-1} &= ta^{-1}ta(tat)^2 = ta^{-1}(ta)^2t^2at \\ &= ta^{-1} \cdot a^{-1}t^{-1} \cdot t^2at \\ &= ta^2tat = tat^{-1}a^{-1} = a(a^{-1}tat^{-1}a^{-1}). \end{aligned}$$

In other words, the quotient group is precisely

$$\langle a, t \mid a^4, (at)^3, (ata)^3 \rangle,$$

which is the same as the image of ρ_2 . □

6 Combinatorics at infinity of the Dirichlet domain

The next goal is to study the manifold at infinity, ie the quotient of the domain of discontinuity under the action of the group. The idea is to consider the intersection with $\partial H_{\mathbb{C}}^2$ of a fundamental domain for the action on $H_{\mathbb{C}}^2$. Recall that we did not quite construct a fundamental domain in $H_{\mathbb{C}}^2$, but a fundamental domain modulo the action of a cyclic group of order 4 (generated by G_2).

We start by describing the combinatorial structure of $U = \partial_{\infty} E$, which is bounded by eight (pairwise isometric) pieces of spinal spheres. A schematic picture of the boundary ∂U of U in $\partial_{\infty} H_{\mathbb{C}}^2$ is given in [Figure 4](#). The picture is obtained by putting together the incidence information for each face, following the results in [Section 4.3](#); we will use it as a bookkeeping tool for the gluing of the eight faces. The picture is by no means a realistic picture in complex hyperbolic space (a more realistic view is given in [Figure 5](#)).

Note that it is clear from this picture that ∂U is a torus, and the fact that it is embedded in $\partial H_{\mathbb{C}}^2$ follows from the analysis of the combinatorics of E given in the previous sections.

[Figure 5](#) makes it plausible that U is a solid torus. In fact a priori only one of the two connected components of $S^3 \setminus \partial U$ is a solid torus, the other may only be a tubular neighborhood of a knot; in fact both sides are tori, because one can produce two explicit simple closed curves with intersection number one on ∂U , both trivial in S^3 . An alternative argument for the fact that U is a solid torus will be given below (see [Corollary 6.4](#)).

Remark 6.1 From the fact that U is a solid torus, one can give a more direct proof of the fact that the manifold at infinity of Γ is the figure-eight knot complement. Indeed,

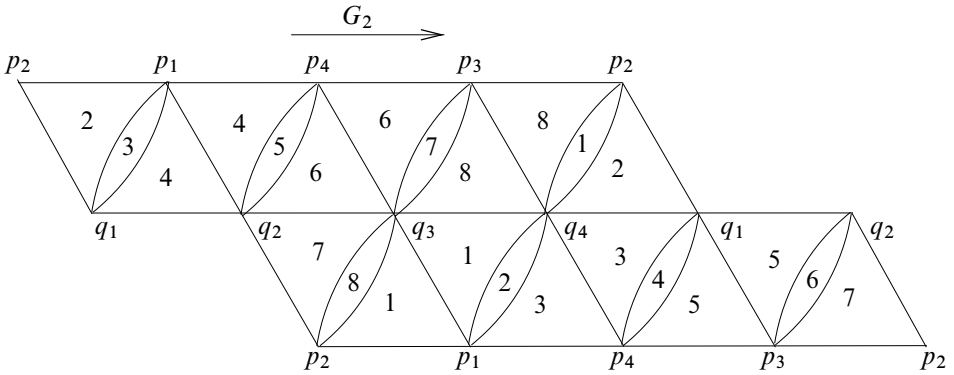


Figure 4: The combinatorics of $\partial_\infty E$, which is a torus. We have split each quadrilateral components of the boundary faces into two triangles along an arc of \mathbb{C} -circle. Note that the polygons labeled 1 in this picture correspond to the 2-face illustrated in Figure 2.

Figure 4 then exhibits U (with identifications on ∂U) as a 4-fold covering of the figure-eight knot. Rather than using this 4-fold cover argument, we will divide U into four explicit isometric regions, and modify the corresponding cell decomposition so that it is combinatorially the same as the standard triangulation of the figure-eight knot complement.

The next goal in our construction is to produce an explicit essential disk in U whose boundary is the curve on the left and right side of Figure 4. Note that U is G_2 -invariant simply because E is so; the action of G_2 on ∂U is suggested on Figure 4 by the horizontal arrow. The rough idea is to use a fundamental domain for the action of G_2 on U ; the desired meridian would then be obtained as one of the boundary components of this fundamental domain.

The Dirichlet domain has an arc in the boundary of a Giraud disk between q_1 and q_2 , which is in the intersection of the faces b_4 and b_5 . By Giraud’s theorem [10, page 264], there are precisely three bisectors containing that Giraud disk, namely \mathcal{B}_4 , \mathcal{B}_5 and

$$\mathcal{C} = \mathcal{B}(G_1^{-1} p_0, G_2^{-1} G_3 p_0).$$

One way to get a fundamental domain for the action of G_2 on U is to intersect U with the appropriate region between \mathcal{C} and $G_2\mathcal{C}$, namely

$$D = \{z \in \mathbb{C}^3 \mid |\langle z, G_1^{-1} p_0 \rangle| \leq |\langle z, G_2^{-1} G_3 p_0 \rangle|, |\langle z, G_3 p_0 \rangle| \leq |\langle z, G_2 G_1^{-1} p_0 \rangle|\}.$$

This turns out to give a slightly complicated fundamental domain (in particular it is not connected). We only use \mathcal{C} as a guide in order to get a simpler fundamental domain.

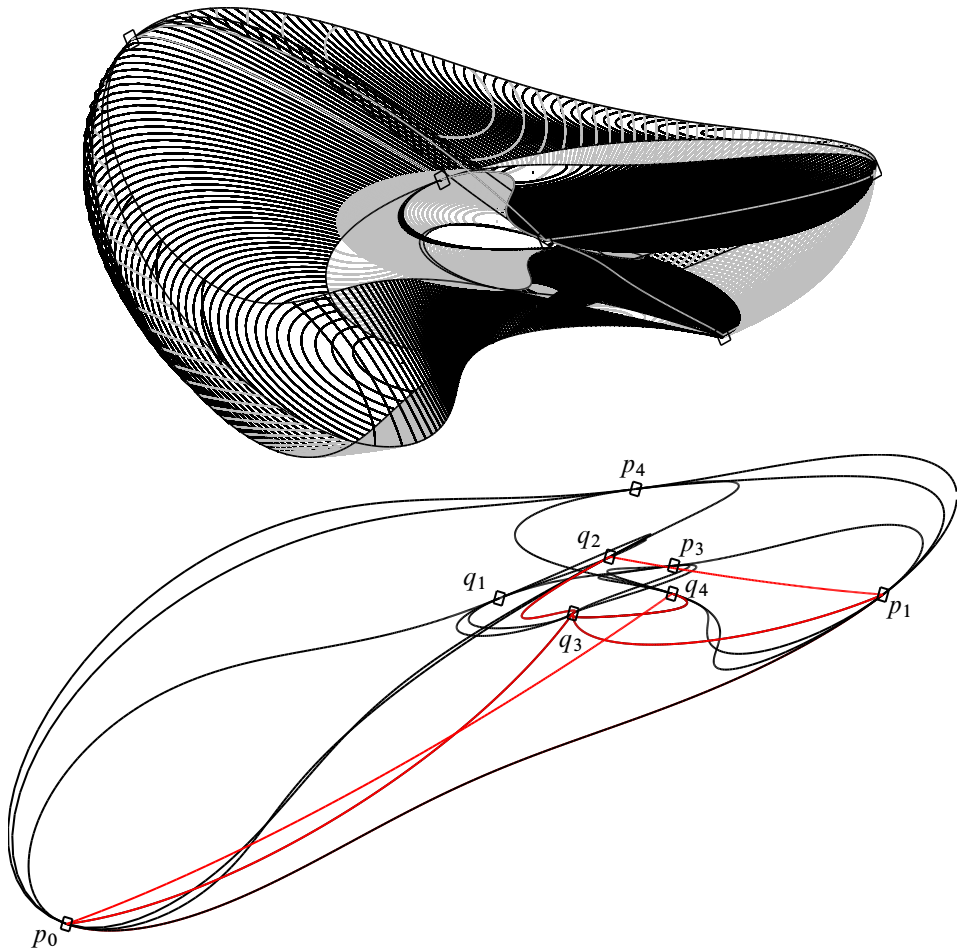


Figure 5: The solid torus U : on top, we have drawn all its 2-faces, as well as its 1-skeleton; on the bottom, only the 1-skeleton with vertices labeled. These pictures are included only for motivational purposes, they are not needed in the proofs.

By construction, \mathcal{C} contains q_1 and q_2 . One easily checks by direct computation that it also contains p_2 , which is given in homogeneous coordinates by $(0, 0, 1)$. To that end, one computes

$$\langle p_2, G_1^{-1} p_0 \rangle = \langle p_2, G_2^{-1} G_3 p_0 \rangle = \frac{9+i\sqrt{7}}{4}.$$

One then studies the intersection of \mathcal{C} with each face of U by using the techniques of Section 2.3. The only difficulty is that the relevant bisectors are not all coequidistant

but their intersections turn out to be disks (this will be proved in Section A.4). The combinatorics of $C \cap E$ is illustrated in Figure 6.

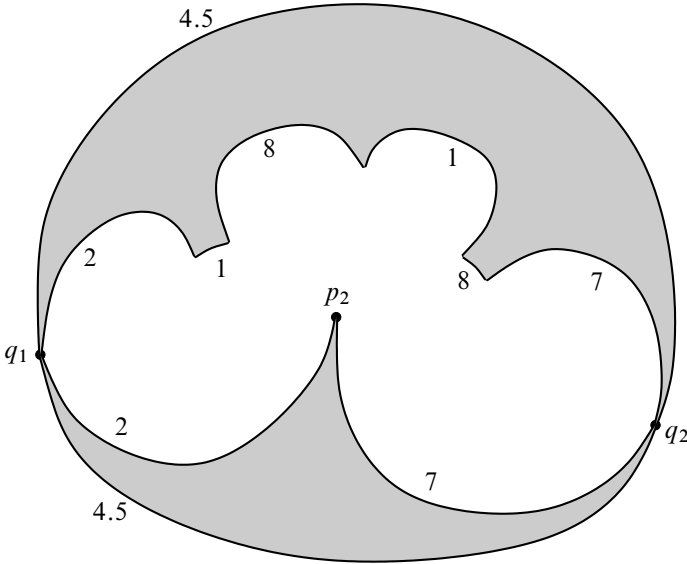


Figure 6: Combinatorics of the intersection of the spinal sphere $\partial_\infty C$ with the solid torus U : the interior of this intersection has two components, one is a topological triangle with vertices p_2, q_1 and q_2 .

The picture suggests a natural way to choose an explicit parametrized triangle T , with vertices p_2, q_1 and q_2 (and sides on the appropriate bisector intersections, as indicated by labels in Figure 6).

Propositions 6.2 and 6.3 give a precise definition of T (their proof is quite computational, so we will give them in Sections A.4–A.7).

Proposition 6.2 (1) $\partial_\infty(B_4 \cap B_5)$ is a topological circle containing q_1, q_2 and p_4 . We denote by τ_0 the arc from q_1 to q_2 not going through p_4 .

(2) $\partial_\infty(C \cap B_7)$ is a topological circle containing q_2 and p_2 , and only one of the two arcs of that circle from q_2 to p_2 is entirely contained in U ; we write τ_1 for that arc.

(3) $\partial_\infty(C \cap B_2)$ is a topological circle containing q_1 and p_2 , and only one of the two arcs of that circle from p_2 to q_1 is entirely contained in U ; we write τ_2 for that arc.

(4) The curve τ obtained by concatenating the arcs τ_0, τ_1 then τ_2 from items (1), (2) and (3) is an embedded topological circle in $\partial_\infty C$.

Item (1) is obvious, since $B_4 \cap B_5$ is a Giraud disk, and we know which vertices lie on it (see Section 4.3). Items (2) and (3) follow from each other by symmetry, we will only justify (3). The latter is made plausible by Figure 7, which can be obtained using the parametrizations explained in Section 2.3.

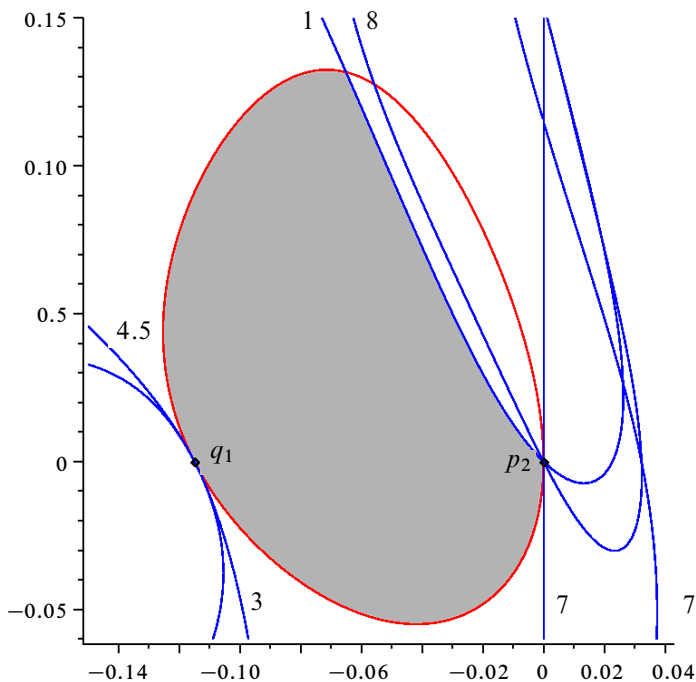


Figure 7: Combinatorics of the intersection of $C \cap B_2 \cap E$

Proposition 6.3 *The curve τ defined in Proposition 6.2 bounds a unique triangle T in $\partial_\infty C$ that is properly embedded in U . Moreover, T and $G_2^2 T$ are disjoint.*

An important consequence of Proposition 6.3 is the following.

Corollary 6.4 *U is an embedded solid torus in $\partial_\infty H_C^2$.*

Proof The triangles T and $G_2^2(T)$ split U into two balls (they are indeed balls because they are bounded by topological embedded 2-spheres), glued along two disjoint disks. From this it follows that U is a solid torus. \square

To get a simple fundamental domain, we will modify the meridian of Proposition 6.3 slightly.

Proposition 6.5 *The side τ_1 (resp. τ_2) of T is isotopic in the boundary to the arc of \mathbb{C} -circle joining these two points on the face b_7 (resp. b_2). Moreover, this isotopy can be performed so that the corresponding sides of the triangle $G_2(T)$ intersect the boundary of T precisely in q_2 .*

Proof The combinatorics of the face b_2 are combinatorially the same as Figure 2, but the pinch points are p_1 and q_4 , and the other two vertices are p_2 and q_1 (see Figure 4). Since τ_2 is contained in the face b_2 and contains no other vertex than q_1 and p_2 , it remains in the interior of the quadrilateral component of b_2 . In that disk component, any two paths from q_1 to p_2 are isotopic, hence all of them are isotopic to the path that follows the (appropriate) arc of the \mathbb{C} -circle between these two points. The argument for τ_1 is similar. The fact that the isotopies for T and $G_2(T)$ are compatible (in the sense that one can keep their sides disjoint throughout the isotopy) is obvious from the description of the combinatorics of ∂U ; see Figure 8. \square

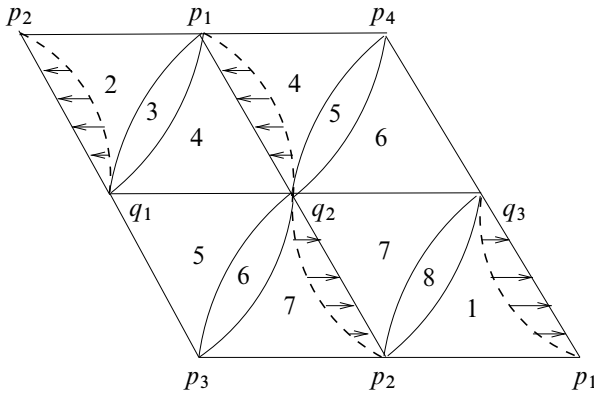


Figure 8: Isotopy of part of the boundary of T and $G_2(T)$ towards an arc of a \mathbb{C} -circle

The upshot of the above discussion is that we have a convenient choice of a meridian for the solid torus U , given by the concatenation of the following three arcs:

- The arc of \mathbb{C} -circle from p_2 to q_1 which is the boundary of a slice of the face b_2 (only one such arc is contained in the Dirichlet domain).
- The arc of the boundary of the Giraud disk given by the intersection of the two bisectors B_4 and B_5 , from q_1 to q_2 (there are two arcs on the boundary of this Giraud disk, we choose the one that does not contain p_4).
- The arc of \mathbb{C} -circle from q_2 to p_2 which is the boundary of a slice of the bisector B_7 (only one such arc is contained in the Dirichlet domain).

We denote this curve by σ .

Proposition 6.6 *The curve σ bounds a topological triangle \tilde{T} which is properly contained in U . This triangle can be chosen so that $\tilde{T} \cap G_2\tilde{T}$ consists of a single point, namely q_2 .*

Proof This follows from the properties of T and the isotopy of Proposition 6.5. \square

7 The manifold at infinity

The results from Section 6 give a simple fundamental domain for the action of Γ in the domain of discontinuity. For ease of notation, we denote \tilde{T} simply by T . See Section 6 for how to obtain this modified meridian for the solid torus U ; recall that U is by definition the boundary at infinity $\partial_\infty E$ of the Dirichlet domain E .

Definition 7.1 Let D be obtained from the portion of U that is between T and $G_2(T)$.

By construction, this region has ten faces, eight coming from the faces of the Dirichlet domain, and two given by T and $G_2(T)$. For each $k = 1, \dots, 8$, we denote by

$$f_k = D \cap b_k$$

the portion of b_k that is inside D .

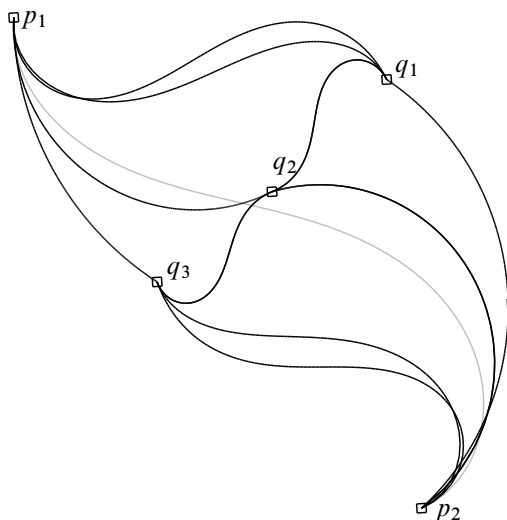


Figure 9: A Heisenberg view of the 1-skeleton of the fundamental domain D

By construction, $D \cup G_2D \cup G_2^2D \cup G_2^{-1}D$ is equal to the solid torus $U = \partial_\infty E$. Since we have proved that E tiles $\mathbf{H}_\mathbb{C}^2$, U tiles $\partial_\infty \mathbf{H}_\mathbb{C}^2$ (in the sense that either U

and γU coincide or $U \cap \gamma U$ has empty interior). A Heisenberg view of the 1–skeleton of D is illustrated in Figure 9, and a more combinatorial one, which we will use later, is given in Figure 10.

The pictures we get are not quite the same as Figure 1 (which is the one that usually appears in the literature on the figure-eight knot), but they are obtained from it by taking the mirror image.

Note however that both oriented manifolds given by the usual or the opposite orientation of the figure-eight knot complement admit a uniformizable spherical CR structure. Indeed, one can precompose the developing map by an orientation-reversing automorphism of the figure-eight knot (hence the holonomy gets precomposed by the corresponding automorphism of the fundamental group); see also Section 9.

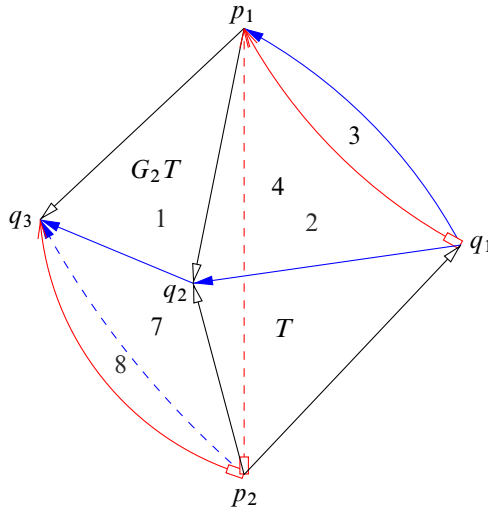


Figure 10: The quotient manifold is homeomorphic to a ball with identifications on the boundary (one glues pairs of faces with matching arrows).

Setting $V = \{p_1, \dots, p_4, q_1, \dots, q_4\}$, we also have that $U^0 = U \setminus V$ tiles the set of discontinuity Ω (indeed, it follows from the Poincaré polyhedron theorem that the only fixed points of parabolic elements in the group are conjugate to either p_1 or q_1 ; see Section 5). We analyze the quotient of Ω using the side pairings, which are given either by the action of G_2 or by the side pairings coming from the Dirichlet domain.

There are four side pairings, given in Table 3, three coming from the Dirichlet domain, and one given by G_2 .

$f_4 \xrightarrow{G_1} f_1$	$f_2 \xrightarrow{G_3} f_7$
$p_1, q_2, q_1 \mapsto p_1, q_3, p_2$	$p_1, p_2, q_1 \mapsto q_3, p_2, q_2$
$f_3 \xrightarrow{G_3 G_1} f_8$	$T \xrightarrow{G_2} G_2 T$
$p_1, q_1 \mapsto q_3, p_2$	$p_2, q_1, q_2 \mapsto p_1, q_2, q_3$

Table 3: The four side pairings, with their action on vertices: we denote by f_k the part of $\partial_\infty b_k$ that is contained in D .

Proposition 7.2 *The maps G_1, G_2, G_3 and $G_3 G_1$ give side pairings of the faces of D , and map the vertices according to Table 3.*

Proof The claim about G_2 holds by construction (see also Proposition 4.4). The ones about the other side pairings come from the Dirichlet domain (where an element γ maps the face associated to γ^{-1} to the face associated to γ); see Section 5.1.

The claims about $G_3 G_1$ follow from the previous ones, since

$$G_3 G_1(p_1) = G_3(p_1) = q_3, \quad G_3 G_1(q_1) = G_3(p_2) = p_2.$$

This completes the proof. □

We give a simple cut and paste procedure that allows us to identify the quotient as the figure-eight knot complement, and this will conclude the proof of Theorem 1.1.

The procedure is illustrated in Figure 11. We slice off a ball bounded by f_7, f_8 as well as a triangle contained in the interior of D , and move it in order to glue it to face f_2 according to the side pairing given by G_3^{-1} . Now we group faces f_1 and f_8 on the one hand, and faces f_4 and f_3 on the other hand, and observe that their side pairings agree to give the identifications on the last domain in Figure 11. This is the same as Figure 1 (with the orientation reversed).

8 Relationship between Γ_2 and Γ_3

The goal of this section is to show that the groups Γ_2 and Γ_3 are conjugate subgroups of $PU(2, 1)$.

We write

$$\begin{aligned} G_1 &= \rho_2(g_1), & G_2 &= \rho_2(g_2), & G_3 &= \rho_2(g_3), \\ A_1 &= \rho_3(g_1), & A_2 &= \rho_3(g_2), & A_3 &= \rho_3(g_3). \end{aligned}$$

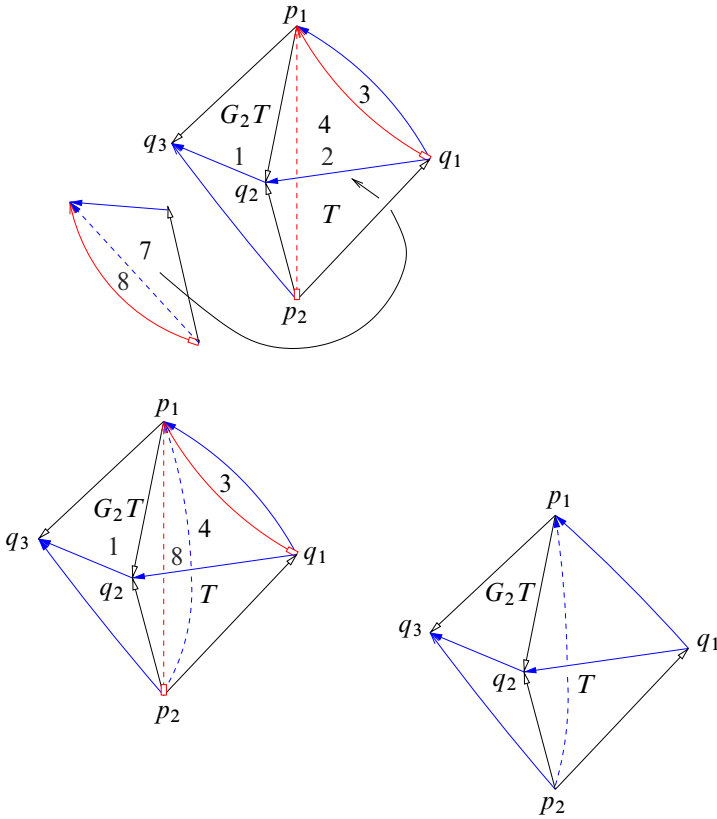


Figure 11: Cut and paste instructions for recovering the usual two-tetrahedra decomposition of the figure-eight knot complement

One can easily check that $A_1 A_3^{-1}$ is a regular elliptic element of order 4, hence it is tempting to take its isolated fixed point as the center of a Dirichlet domain for Γ_3 (just like we did for Γ_2 , using the fixed point of G_2).

In fact it is easy to see that the corresponding Dirichlet domain is isometric to that of Γ_2 , and to deduce a presentation for Γ_3 , say in terms of the generators $M = A_1 A_3^{-1}$ and $N = A_1$:

$$\langle M, N \mid M^4, (MN)^3, (MNM)^3 \rangle.$$

With a little effort, these observations also produce an explicit conjugacy relation between both groups. Denote by P the following matrix:

$$P = \begin{bmatrix} 1 & 0 & 0 \\ \frac{-3-i\sqrt{7}}{4} & \frac{-5+i\sqrt{7}}{4} & 0 \\ \frac{-1+i\sqrt{7}}{2} & \frac{-1+i\sqrt{7}}{2} & 2 \end{bmatrix}$$

Then one easily checks (most comfortably with symbolic computation software!) that

$$P^{-1} A_1 P = G_1^{-1} G_3 G_1,$$

$$P^{-1} A_3 P = G_3.$$

Note that the above two matrices generate Γ_2 . We will explain the precise relationship between the two representations ρ_2 and ρ_3 in [Section 9](#).

9 Action of $\text{Out}(\pi_1(M))$

The main goal of this section is to explain the relationship between the two representations ρ_2 and ρ_3 , which turn out to differ by precomposition with an outer automorphism of $\pi_1(M)$. This is contained in the statement of [Proposition 9.2](#), where we analyze the action of the whole outer automorphism group of $\pi_1(M)$.

We start by describing the outer automorphism group of $\pi_1(M)$ in terms of explicit generators (it is well known that this group is a dihedral group D_4 of order 8). In fact, $\text{Out}(\pi_1(M))$ can be visualized purely topologically in a suitable projection of the figure-eight knot, for instance the one given in [Figure 12](#).

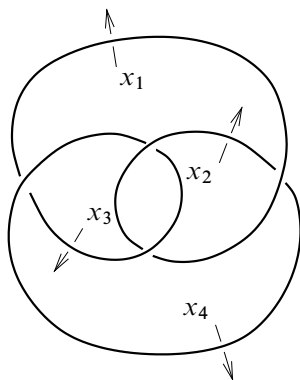


Figure 12: A symmetric diagram for the figure-eight knot: there are three planes of symmetry, one being the plane containing the projection.

The Wirtinger presentation (see Rolfsen [\[16\]](#) for instance) is given by

$$\langle x_1, \dots, x_4 \mid x_4 x_1 = x_3 x_4, x_2 x_3 = x_3 x_1, x_3 x_2 = x_2 x_4, x_2 x_1 = x_1 x_4 \rangle.$$

We eliminate x_2 , then x_3 using

$$(10) \quad x_2 = x_1 x_4 x_1^{-1}, \quad x_3 = x_2 x_4 x_2^{-1},$$

and get

$$\langle x_1, x_4 \mid x_4[x_1^{-1}, x_4] = [x_1^{-1}, x_4]x_1 \rangle.$$

It will be useful to observe that with this presentation, we can express

$$x_3 = x_1x_4[x_1^{-1}, x_4]x_1^{-1} = x_1[x_1^{-1}, x_4] = x_4x_1x_4^{-1}.$$

Of course the above presentation is the same as the one given in Section 3 if we set

$$x_1 = g_3^{-1}, \quad x_4 = g_1^{-1}.$$

Using the Wirtinger presentation and an isotopy between the figure-eight knot and its mirror image, for instance as suggested in Figure 13, one can check that the automorphisms described in Table 4 generate $\text{Out}(\pi_1(M))$.

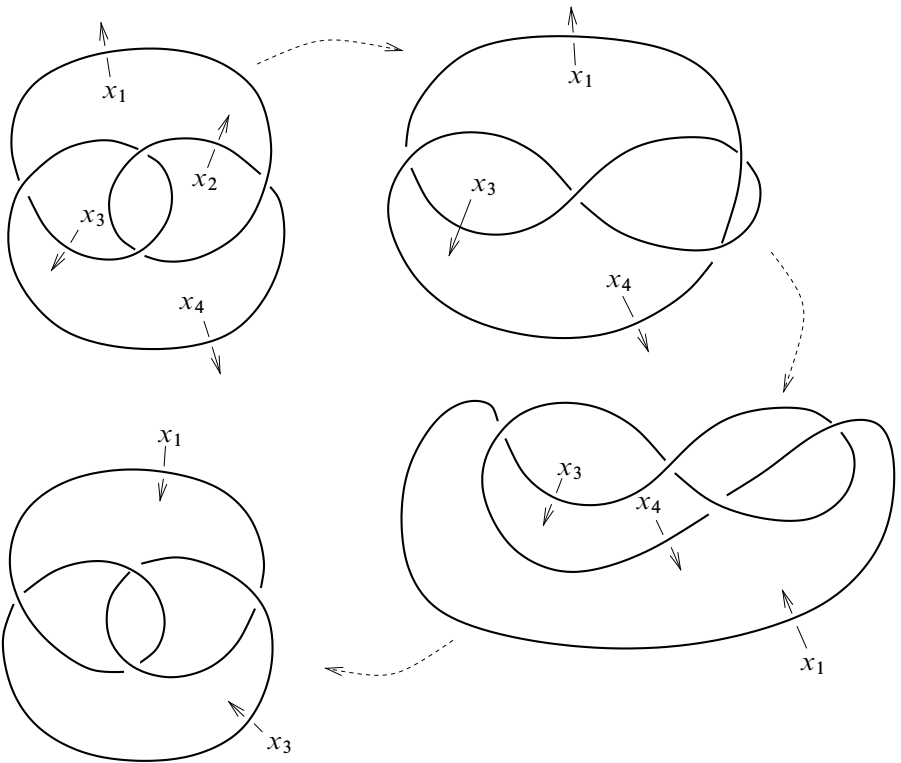


Figure 13: An isotopy from the figure-eight knot to its mirror image

Note that σ and ι correspond to orientation-preserving diffeomorphisms (and they generate a group of order 4), whereas τ reverses the orientation.

$$\sigma : \begin{cases} g_1 \mapsto g_3, \\ g_3 \mapsto g_1, \end{cases} \quad \iota : \begin{cases} g_1 \mapsto g_1^{-1}, \\ g_3 \mapsto g_3^{-1}, \end{cases} \quad \tau : \begin{cases} g_1 \mapsto g_1^{-1} g_3 g_1, \\ g_3 \mapsto g_3. \end{cases}$$

Table 4: The three automorphisms σ, τ, ι generate $\text{Out}(\pi_1(M))$.

In what follows, for two representations ρ and ρ' , we write $\rho \sim \rho'$ when the two representations are conjugate. We start with a very basic observation, valid for any unitary representation (not necessarily with Lorentz signature).

Proposition 9.1 *Let $\rho: \pi_1(M) \rightarrow U(2, 1)$. Then $\rho \circ \iota \sim \bar{\rho}^T$.*

Proof For any element A of $U(2, 1)$,

$$\bar{A}^T J A = J,$$

hence $A^{-1} = J^{-1} \bar{A}^T J$ is conjugate to \bar{A}^T . □

The precise relationship between ρ_2 and ρ_3 is as follows (we only give the action of $\text{Out}(\pi_1(M))$ on ρ_2 , since the action on ρ_3 can easily be deduced from it).

Proposition 9.2 *Let $\varphi \in \text{Out}(\pi_1(M))$. Then:*

- $\rho_2 \circ \varphi \sim \rho_2$ if and only if φ is trivial or $\varphi = \sigma \iota$.
- $\rho_2 \circ \varphi \sim \bar{\rho}_2$ if and only if $\varphi = \sigma$ or ι .
- $\rho_2 \circ \varphi \sim \rho_3$ if and only if $\varphi = \tau$ or $\iota \tau$.
- $\rho_2 \circ \varphi \sim \bar{\rho}_3$ if and only if $\varphi = \sigma \iota \tau$ or $\sigma \tau$.

Proof The fact that $\rho_2 \circ \sigma \iota \sim \rho_2$ follows from the fact that $I G_1 I = G_3^{-1}$, $I G_3 I = G_1^{-1}$ (see Section 4.1).

One easily checks that

$$(11) \quad G_1^T = G_3^{-1}, \quad G_3^T = G_1^{-1}.$$

The pair G_1^{-1}, G_3^{-1} is conjugate to \bar{G}_1^T, \bar{G}_3^T (because the matrices preserve J), which is conjugate to $\bar{G}_3^{-1}, \bar{G}_1^{-1}$ (by (11)), which is conjugate to \bar{G}_1, \bar{G}_3 (by conjugation by I). This shows that $\rho_2 \circ \iota \sim \bar{\rho}_2$.

All that is left to prove is that $\rho_2 \circ \tau \sim \rho_3$, and this was proved in Section 8. □

Appendix: Sample calculations

In this section we detail some of the computations that were mentioned in previous sections of the paper (the general computational strategy, and the geometric preliminaries are explained in Section 2.3). Throughout the appendix, we denote by $\hat{\mathcal{B}}_j$ the extor in projective space extending \mathcal{B}_j (see [10] for a definition and many properties of extors), and by $\bar{\mathcal{B}}_j$ the closure of \mathcal{B}_j in $\bar{\mathbf{H}}_{\mathbb{C}}^2$. In other words, $\bar{\mathcal{B}}_j = \mathcal{B}_j \cup \partial_{\infty} \mathcal{B}_j$. More generally, \hat{O} denotes the extension to projective space of O , and \bar{O} denotes its closure in $\bar{\mathbf{H}}_{\mathbb{C}}^2$.

A.1 Pairs of bounding bisectors: Proof of Lemma 4.6

The center of the Dirichlet domain is given by

$$p_0 = \left(1, -\frac{3+i\sqrt{7}}{4}, -1\right).$$

Its relevant orbit points are given by

$$\begin{aligned} r_1 &= G_1 p_0 = \left(\frac{3+i\sqrt{7}}{4}, \frac{1-i\sqrt{7}}{4}, -1\right), & r_2 &= G_3^{-1} p_0 = \left(1, \frac{1-i\sqrt{7}}{4}, \frac{-3-i\sqrt{7}}{4}\right), \\ r_3 &= G_2 r_1 = \left(2, \frac{-1-i\sqrt{7}}{2}, \frac{-3-i\sqrt{7}}{4}\right), & r_4 &= G_2 r_2 = \left(\frac{9-i\sqrt{7}}{4}, \frac{-7-i\sqrt{7}}{4}, -1\right), \\ r_5 &= G_2^2 r_1 = \left(\frac{9-i\sqrt{7}}{4}, \frac{-5-i\sqrt{7}}{2}, -2\right), & r_6 &= G_2^2 r_2 = \left(2, \frac{-5-i\sqrt{7}}{2}, \frac{-9+i\sqrt{7}}{4}\right), \\ r_7 &= G_2^{-1} r_1 = \left(1, \frac{-7-i\sqrt{7}}{4}, \frac{-9+i\sqrt{7}}{4}\right), & r_8 &= G_2^{-1} r_2 = \left(\frac{3+i\sqrt{7}}{4}, \frac{-1-i\sqrt{7}}{2}, -2\right). \end{aligned}$$

The Giraud torus $\hat{\mathcal{B}}_j \cap \bar{\mathcal{B}}_k$ can be parametrized by using the techniques of Section 2.3. In order to show that $\mathcal{B}_1 \cap \mathcal{B}_2$ is a disk, it is enough to exhibit a single point inside it, for instance

$$(1) \quad X_{12} = (p_0 - r_1) \boxtimes (p_0 - r_2) = \left(\frac{1+i\sqrt{7}}{4}, \frac{3-i\sqrt{7}}{8}, -\frac{1+i\sqrt{7}}{4}\right)$$

does the job, since $\langle X_{12}, X_{12} \rangle = -\frac{3}{4}$. Similarly, $\mathcal{B}_1 \cap \mathcal{B}_3$ is a disk, because

$$X_{13} = (p_0 - r_1) \boxtimes (p_0 - r_3) = \left(\frac{5+i\sqrt{7}}{8}, \frac{3-i\sqrt{7}}{8}, -\frac{1+i\sqrt{7}}{4}\right)$$

satisfies $\langle X_{13}, X_{13} \rangle = -\frac{1}{2}$.

In order to show that $\mathcal{B}_1 \cap \mathcal{B}_5$ is empty, we parametrize the Giraud torus $\bar{\mathcal{B}}_1 \cap \bar{\mathcal{B}}_5$ by vectors of the form $(\bar{z}_1 p_0 - r_1) \boxtimes (\bar{z}_2 p_0 - r_5)$, so that $V(z_1, z_2)$ is given by $v_0 + z_1 v_1 + z_2 v_2$, where

$$v_0 = \left(\frac{9-3i\sqrt{7}}{8}, \frac{3+3i\sqrt{7}}{4}, 3\right), \quad v_1 = v_2 = \left(\frac{3-i\sqrt{7}}{8}, -\frac{1+i\sqrt{7}}{4}, -1\right);$$

see (3). We then write out

$$\langle V(z_1, z_2), V(z_1, z_2) \rangle = \operatorname{Re}(\mu(z_1)z_2) - \nu(z_1),$$

where

$$\mu(z_1) = \frac{5}{2}(\bar{z}_1 - 3), \quad \nu(z_1) = -\frac{55}{4} + \frac{15}{2} \operatorname{Re}(z_1).$$

It is easy to verify that $\nu^2 - |\mu|^2$ is always positive for $|z_1| = 1$, for instance by writing $z_1 = x + iy$, and computing

$$\nu(z_1)^2 - |\mu|^2 = 225(2x - 3)^2/16.$$

Note that in order to get the previous formula, we have used the fact that $|z_1|^2 = x^2 + y^2 = 1$.

A.2 Proof of Lemma 4.7

We first treat the proof of part (1) of Lemma 4.7; even though, strictly speaking, it will not be needed in the proof, we strongly suggest that the reader keep Figure 3 in mind. We work only with $\mathcal{B}_1 \cap \mathcal{B}_7$, since $\mathcal{B}_1 \cap \mathcal{B}_3$ can be deduced from it by symmetry.

The Giraud torus $\widehat{\mathcal{B}}_1 \cap \widehat{\mathcal{B}}_7$ can be parametrized by vectors of the form $(\bar{z}_1 p_0 - r_1) \boxtimes (\bar{z}_2 p_0 - r_7)$, with $|z_1| = |z_2| = 1$. In other words, we normalize it to be the Clifford torus.

Explicitly, this can be written as $V(z_1, z_2) = v_0 + z_1 v_1 + z_2 v_2$, where

$$\begin{aligned} v_0 &= \left(\frac{9-3i\sqrt{7}}{8}, \frac{-9+3i\sqrt{7}}{8}, \frac{15+3i\sqrt{7}}{8} \right), \\ v_1 &= \left(-1, \frac{5+i\sqrt{7}}{4}, \frac{3-i\sqrt{7}}{8} \right), \\ v_2 &= \left(\frac{-3+i\sqrt{7}}{8}, \frac{-1-i\sqrt{7}}{4}, -1 \right). \end{aligned}$$

The Giraud disk inside the Clifford torus is described by imposing that the above vector $V = V(z_1, z_2)$ be negative, ie $\langle V, V \rangle < 0$ which can be written as

$$(2) \quad \operatorname{Re}\left(7 + \frac{-15-3i\sqrt{7}}{4}z_1 + \frac{-15+3i\sqrt{7}}{4}z_2 + \frac{i\sqrt{7}}{2}z_1\bar{z}_2\right) < 0.$$

The equations of the intersection with $\widehat{\mathcal{B}}_j$, $j = 1, \dots, 8$ are given by

$$(3) \quad |\langle V(z_1, z_2), p_0 \rangle|^2 = |\langle V(z_1, z_2), r_j \rangle|^2,$$

and we write them in simplified form in Table 5 (by simplified, we mean that we use $|z_1| = |z_2| = 1$).

Proposition A.1 For $j = 3, 4$ and 5 , \mathcal{B}_j does not intersect $\mathcal{B}_1 \cap \mathcal{B}_7$.

\mathcal{B}_1	0
\mathcal{B}_2	$\text{Re}(-43 + (-12 + 12i\sqrt{7})z_1 + (33 - 3i\sqrt{7})z_2 + (9 - 5i\sqrt{7})z_1\bar{z}_2)/8$
\mathcal{B}_3	$\text{Re}(-81 + 54z_2)/8$
\mathcal{B}_4	$\text{Re}(-151 + (60 + 12i\sqrt{7})z_1 + (60 - 12i\sqrt{7})z_2 - (9 + 5i\sqrt{7})z_1\bar{z}_2)/8$
\mathcal{B}_5	$\text{Re}(-81 + 54z_1)/8$
\mathcal{B}_6	$\text{Re}(-43 + (33 + 3i\sqrt{7})z_1 - (12 + 12i\sqrt{7})z_2 + (9 - 5i\sqrt{7})z_1\bar{z}_2)/8$
\mathcal{B}_7	0
\mathcal{B}_8	$\text{Re}(-16 + (15 + 3i\sqrt{7})z_1 + (15 - 3i\sqrt{7})z_2 - (9 + 5i\sqrt{7})z_1\bar{z}_2)/8$

Table 5: The equations of the intersection of each $\hat{\mathcal{B}}_j$ with the Giraud torus $\hat{\mathcal{B}}_1 \cap \hat{\mathcal{B}}_7$ (the Giraud torus is given by the Clifford torus $|z_1| = |z_2| = 1$)

Proof This was already proved for $\hat{\mathcal{B}}_3$ and $\hat{\mathcal{B}}_5$, since we proved [Lemma 4.6](#) in [Section A.1](#) (it says that $\mathcal{B}_1 \cap \mathcal{B}_3$ and $\mathcal{B}_1 \cap \mathcal{B}_5$ are empty). Alternatively, this can also be recovered from the equations given in [Table 5](#). For instance, the equation

$$-81 + 27(z_2 + \bar{z}_2) = 0$$

has only one solution given by $z_2 = \frac{3}{2}$, which is not on the unit circle.

We claim that the intersection with $\hat{\mathcal{B}}_4$ is empty as well. One way to see this is to write the equation in the form

$$\text{Re}(\mu(z_1)z_2) = \nu(z_1),$$

which has a solution z_2 with $|z_2| = 1$ if and only if $|\nu(z_1)| \leq |\mu(z_1)|$.

In the case at hand,

$$\mu(z_1) = \frac{15 - 3i\sqrt{7}}{2} + \frac{-9 + 5i\sqrt{7}}{8}\bar{z}_1, \quad \nu(z_1) = \frac{151}{8} - \text{Re}\left(\frac{15 + 3i\sqrt{7}}{2}z_1\right).$$

One computes

$$v^2 - |\mu|^2 = 18193/64 - 2025x/8 + 405\sqrt{7}y/8 - 42xy\sqrt{7}/2 + (209x^2 + 47y^2)/4,$$

where we have written $z_1 = x + iy$. It is now standard 2-variable calculus to prove that this function is strictly positive on the unit disk. □

The extors $\hat{\mathcal{B}}_2$, $\hat{\mathcal{B}}_6$ and $\hat{\mathcal{B}}_8$ have 1-dimensional intersection with the Giraud torus $\hat{\mathcal{B}}_1 \cap \hat{\mathcal{B}}_7$. For the general description of their (piecewise) parametrization by one spinal coordinate; see [Section 2.3](#). We make explicit the parametrization for $\hat{\mathcal{B}}_8$, since this will be needed in later calculations.

The equation for the trace on the Clifford torus of $\hat{\mathcal{B}}_8$ can be written as

$$\text{Re}(\mu(z_1)z_2) = \nu(z_1),$$

where

$$\mu(z_1) = \frac{15-3i\sqrt{7}}{8} + \frac{-9+5i\sqrt{7}}{8}\bar{z}_1, \quad \nu(z_1) = 2 - \operatorname{Re}\left(\frac{15+3i\sqrt{7}}{8}z_1\right).$$

Endpoints of the set of valid parameters are solutions of $|\mu|^2 = \nu^2$, which is a real expression involving z_1, \bar{z}_1 . Writing $z_1 = x + iy$, we can write $\nu^2 - |\mu|^2 = h(x, y)$, where

$$h(x, y) = -1/2 - 45xy\sqrt{7}/32 - (31x^2 + 193y^2)/64.$$

The endpoints of the parametrization are solutions of $h(x, y) = 0$ that satisfy $x^2 + y^2 = 1$. The corresponding system has two solutions given by $z_1 = x + iy = \pm(5 - i\sqrt{7})/4\sqrt{2}$, which have $\arg(z_1)/(2\pi)$ approximately equal to -0.07745991 and 0.42254009 (compare with the abscissas of the double points in Figure 14).

Between these two values of the arguments, the sign of the discriminant $\nu^2 - |\mu|^2$ does not change, and it can easily be checked that it is in fact nonpositive everywhere. In other words, the formulae given in (7) parameterize the entire trace of $\hat{\mathcal{B}}_8$ on the Clifford torus. The corresponding curve is depicted in Figure 14 (the figure is given only as a guide, it is not needed in the proof).

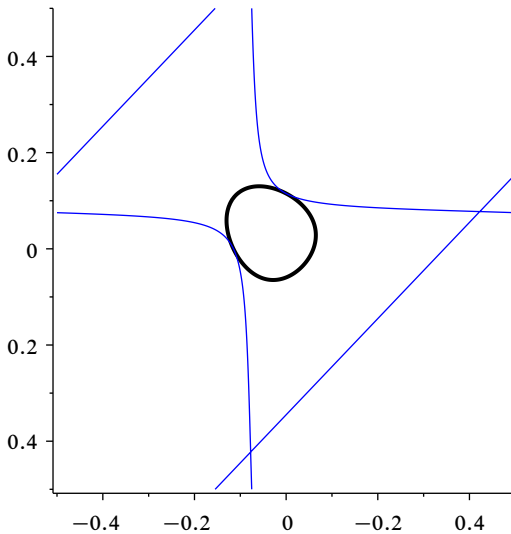


Figure 14: The trace of \mathcal{B}_8 on the Giraud torus $\mathcal{B}_1 \cap \mathcal{B}_7$, in terms of the log of the spinal coordinates (the bold oval is the boundary at infinity of the Giraud disk)

Note that the curve seems to contain a straight line of slope one. This is indeed the case, and it corresponds to a curve of the form $z_2 = \tau z_1$, for some complex number τ

with $|\tau| = 1$. This straight line is actually contained in a complex slice of the third bisector in Giraud’s theorem, namely $\mathcal{B}(r_1, r_7)$. Using the explicit form of the equation, plugging $z_2 = \tau z_1$, one finds a unique value of τ such that the equation becomes trivial, namely

$$(4) \quad \tau = -(9 + 5i\sqrt{7})/16.$$

It is easy to see that this curve lies entirely outside complex hyperbolic space. In fact substituting $z_2 = \tau z_1$ in (2) (and using $|z_1| = 1$) yields a constant, namely $\frac{189}{32}$, which is positive.

Proposition A.2 *For $j = 2, 6$ and 8 , \mathcal{B}_j does not intersect $D = \mathcal{B}_1 \cap \mathcal{B}_7$. In terms of their closures in $\widehat{H}_{\mathbb{C}}^2$, we have the following:*

- $\overline{\mathcal{B}}_2 \cap \overline{D} = \{p_2\}$, which is the fixed point of G_3 .
- $\overline{\mathcal{B}}_6 \cap \overline{D} = \{q_3\}$, which is the fixed point of $G_1 G_2^{-1}$.
- $\overline{\mathcal{B}}_8 \cap \overline{D} = \{p_2, q_3\}$.

Moreover, (the extensions to projective space of) the curves $\widehat{\mathcal{B}}_j \cap \widehat{\mathcal{B}}_1 \cap \widehat{\mathcal{B}}_7$, $j = 2, 6, 8$ are tangent to $\partial_{\infty} D$ at every intersection point.

Proof For $j = 6$ and 7 , this follows from Propositions 4.4 and 2.3 (since $\mathcal{B}_1, \mathcal{B}_6$, resp. $\mathcal{B}_2, \mathcal{B}_7$, have tangent spinal spheres).

The statement about $j = 8$ is a bit more difficult. We work in the Giraud torus normalized as the Clifford torus, which we write as \widehat{D} . We prove that the curves defined on \widehat{D} by the equations for $\widehat{\mathcal{B}}_2$ and $\widehat{\mathcal{B}}_8$ are tangent at p_2 (a similar argument shows that the curves defined $\widehat{\mathcal{B}}_6$ and $\widehat{\mathcal{B}}_8$ are tangent at q_3).

Recall that $p_2 = (0, 0, 1)$, which we now need to write in the spinal coordinates (z_1, z_2) for \widehat{D} . This is done by solving $\langle p_2, \bar{z}_1 p_0 - r_1 \rangle = 0$ for z_1 , and $\langle p_2, \bar{z}_2 p_0 - r_2 \rangle = 0$ for z_2 . Explicit calculation shows p_2 is given in spinal coordinates by

$$(z_1, z_2) = \left(\frac{3-i\sqrt{7}}{4}, 1 \right).$$

All equations in Table 5 have the form $f = 0$, where

$$f(z_1, z_2) = 2 \operatorname{Re}(a_0 + a_1 z_1 + a_2 z_2 + a_{12} z_1 \bar{z}_2).$$

Since we are interested in the solution set only on the Clifford torus, we write $z_1 = e^{it_1}$ and $z_2 = e^{it_2}$ for real t_j . The gradient of f , seen as a function of (t_1, t_2) , is then given by

$$\frac{\partial f}{\partial t_1} = -2 \operatorname{Im}(a_2 z_2 + \bar{a}_{12} \bar{z}_1 z_2), \quad \frac{\partial f}{\partial t_2} = -2 \operatorname{Im}(a_2 z_2 + \bar{a}_{12} \bar{z}_1 z_2).$$

This gives

$$\nabla f_2\left(\frac{3-i\sqrt{7}}{4}, 1\right) = \left(-\frac{3\sqrt{7}}{4}, -\frac{3\sqrt{7}}{8}\right), \quad \nabla f_8\left(\frac{3-i\sqrt{7}}{4}, 1\right) = \left(\frac{3\sqrt{7}}{8}, \frac{3\sqrt{7}}{16}\right),$$

where f_j denotes the equation of $\mathcal{B}_j \cap \widehat{D}$; see Table 5. This shows the needed tangency.

It follows from Proposition 2.3 that $\widehat{\mathcal{B}}_2 \cap \widehat{D}$ is tangent to $\partial_\infty D$ at p_2 . From the previous computation, we see that $\widehat{\mathcal{B}}_2 \cap \widehat{D}$ is also tangent to $\partial_\infty D$ at p_2 .

We now argue that $\widehat{\mathcal{B}}_8 \cap \widehat{D} = \{p_2, q_3\}$. Even though this is quite clear from the picture of the parametrized curve, we give a computational argument that does not rely on visual aids.

We have explicit equations for $\partial_\infty D$ and $\widehat{\mathcal{B}}_8$, namely (2) (with the inequality replaced by an equality) and (3). Writing out $z_j = x_j + iy_j$ for real x_j, y_j , the intersection $\partial_\infty D \cap \widehat{\mathcal{B}}_8$ is described by the solutions of the system

$$\begin{cases} 15(x_1 + x_2) + 3\sqrt{7}(y_2 - y_1) + 2\sqrt{7}(x_2y_1 - y_2x_1) = 28, \\ 15(x_1 + x_2) + 3\sqrt{7}(y_2 - y_1) - 9(x_1x_2 + y_1y_2) + 5\sqrt{7}(x_2y_1 - y_2x_1) = 16, \\ x_1^2 + y_1^2 = 1, \\ x_2^2 + y_2^2 = 1. \end{cases}$$

One checks that this has exactly two solutions, given by $(z_1, z_2) = (1, (3 + i\sqrt{7}/4))$ (this corresponds to q_3) and $(z_1, z_2) = ((3 - i\sqrt{7}/4), 1)$ (this corresponds to p_2).

Recall that $\widehat{D} \cap \widehat{\mathcal{B}}_8$ contains a diagonal component, given by $z_2 = \tau z_1$ with τ as in (4). Recall that $\widehat{D} \cap \widehat{\mathcal{B}}_8$ has two double points, which were computed on page 281. Away from these two endpoints, for a given $z_1 \in S^1$, there is precisely one point (z_1, z_2) in $\widehat{D} \cap \widehat{\mathcal{B}}_8$ that is *not* in the diagonal component. The closure of that component (obtained by adding the two double points), gives an embedded topological circle in \widehat{D} . Since its only contact points with $\partial_\infty D$ are the two tangency points, we know this circle lies entirely outside D . □

This finishes the proof of part (1) of Lemma 4.7. Part (2) is very similar; by symmetry, it is enough to consider $\mathcal{B}_1 \cap \mathcal{B}_2$.

As in the case of $\mathcal{B}_2 \cap \mathcal{B}_7$, one finds all the intersections of the Giraud torus $\overline{\mathcal{B}}_1 \cap \overline{\mathcal{B}}_2$ with every $\overline{\mathcal{B}}_k$ ($k \neq 1, 2$), and checks that the only ones are given by p_1, p_2 and q_4 . This shows that $\mathcal{B}_1 \cap \mathcal{B}_2 \cap E$ is either empty or all of $\mathcal{B}_1 \cap \mathcal{B}_2$. One shows that it is a disk simply by finding one point in it, for instance the point in (1) is easily seen to be inside E by computing six inequalities.

This finishes the proof of Lemma 4.7, hence also of part (1) of Proposition 4.5. Part (2) will be proved in Section A.3.

A.3 Spinal sphere of \mathcal{B}_1 : Proof of Proposition 4.5(2)

In this section, we justify Proposition 4.5(2); in other words, we justify the picture given in Figure 2.

We start by giving explicit coordinates on $\mathcal{B}_1 = \mathcal{B}(p_0, G_1 p_0)$. We choose coordinates for $\mathbf{H}_{\mathbb{C}}^2$, seen as the unit ball $\mathbb{B}^2 \subset \mathbb{C}^2$, where the midpoint of the segment $[p_0, r_1]$ is taken to be at the origin of the ball (as in Section A.1, we write $r_1 = G_1 p_0$). Since $\langle p_0, r_1 \rangle$ is real (and $\langle p_0, p_0 \rangle = \langle r_1, r_1 \rangle$), the midpoint is given by $p_0 + r_1$, and an orthogonal vector spanning the complex spine is given by $p_0 - r_1$.

We normalize these vectors to have unit norm, so we take

$$\begin{aligned} v_0 &= \frac{p_0 + r_1}{\sqrt{5}} = \left(\frac{7 + i\sqrt{7}}{4\sqrt{5}}, \frac{-1 - i\sqrt{7}}{2\sqrt{5}}, -\frac{2}{\sqrt{5}} \right), \\ v_1 &= p_0 - r_1 = \left(\frac{1 - i\sqrt{7}}{4}, -1, 0 \right), \\ v_2 &= \left(\frac{-3 + i\sqrt{7}}{4\sqrt{5}}, -\frac{1 + i\sqrt{7}}{2\sqrt{5}}, -\frac{2}{\sqrt{5}} \right). \end{aligned}$$

The last vector is chosen so that v_0, v_1, v_2 is a standard Lorentz basis, ie if P denotes the corresponding base change matrix, then

$$P^*JP = \begin{pmatrix} -1 & 0 & 0 \\ 0 & 1 & 0 \\ 0 & 0 & 1 \end{pmatrix}.$$

We now work in \mathbb{C}^2 , with affine coordinates $u_1 = z_1/z_0, u_2 = z_2/z_0$, where the z_j denote coordinates in the basis v_0, v_1, v_2 ; the complex hyperbolic plane $\mathbf{H}_{\mathbb{C}}^2$ is then simply given by the unit ball $|u_1|^2 + |u_2|^2 < 1$.

The ball coordinates for p_0 and r_1 are given by $(\pm 1/\sqrt{5}, 0)$, and the bisector \mathcal{B}_1 has a very simple equation, namely

$$\operatorname{Re}(u_1) = 0,$$

so the bisector can simply be thought of as the unit ball in \mathbb{R}^3 , when using coordinates (t_1, t_2, t_3) for a point in \mathbb{B}^2 of the form

$$(it_3, t_1 + it_2).$$

Here we have chosen the real spine of \mathcal{B}_1 to be given by the last coordinate axis.

The equation of the intersection of a bisector $\mathcal{B}_j = \mathcal{B}(p_0, r_j)$ for some $j > 1$ is obtained simply by writing r_j in the new basis. In fact the equation has the form

$$(5) \quad |\langle Z, P^{-1} p_0 \rangle|^2 = |\langle Z, P^{-1} r_j \rangle|^2,$$

where one takes $Z = (1, it_3, t_1 + it_2)$.

We write g_j for the equation of $\widehat{B}_2 \cap \partial_\infty B_1$ in the coordinates t_j for $\partial_\infty B_1$ described above. According to previous discussions (see Section 4.3), we only need to consider the bisectors \widehat{B}_2 and \widehat{B}_8 . The affine coordinates of r_2 and r_8 are given by

$$\left(0, \frac{-9+5i\sqrt{7}}{24}\right), \quad \left(0, \frac{2}{3}\right),$$

respectively.

We consider the intersection of \widehat{B}_j with $\partial_\infty B_1$, the latter being given by the unit sphere $t_1^2 + t_2^2 + t_3^2 = 1$. Computationally, we take the resultant h_j of g_j and $t_1^2 + t_2^2 + t_3^2 - 1$ with respect to t_3 . For $j = 2$ and 8 we get

$$h_2(t_1, t_2) = \frac{21}{20} \left\{ \left(t_1 + \frac{9}{14}\right)^2 + \left(t_2 - \frac{5}{2\sqrt{7}}\right)^2 - \frac{50}{49} \right\}, \quad h_8(t_1, t_2) = \frac{21}{20} \left\{ \left(t_1 - \frac{8}{7}\right)^2 - t_2^2 - \frac{50}{49} \right\}.$$

The equations $h_2 = 0$ and $h_8 = 0$ define two cylinders in \mathbb{R}^3 , that project to a pair of tangent circles. The point of tangency of the projections is given by $(1/4, 5\sqrt{7}/28)$, as illustrated in Figure 15.

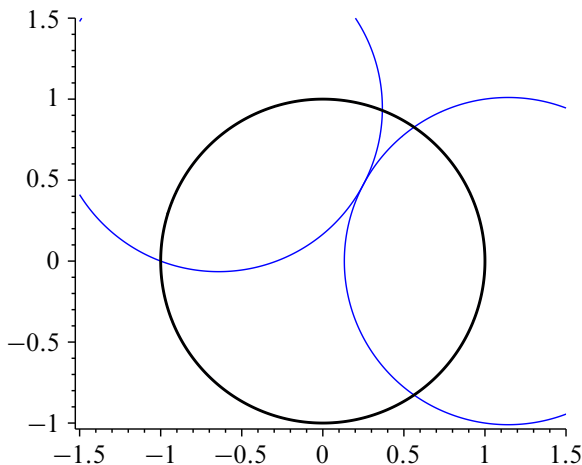


Figure 15: When B_1 is normalized to be the unit ball with real spine given by the t_3 -axis, $B_1 \cap B_2$ and $B_1 \cap B_8$ project to circles in the (t_1, t_2) -plane.

The inequalities defining the Dirichlet domain correspond to g_j being negative. In particular, points in the interior of the Dirichlet domain are the points in the unit ball that project outside both these circles.

It follows from the analysis in Section 4.3 and the results in Section A.2 that $\partial_\infty b_1$ is bounded only by the two curves corresponding to the intersections with B_2 and B_8 (both of these curves are traces on the $\partial_\infty H_{\mathbb{C}}^2$ of Giraud disks). This finishes the proof of Proposition 4.5.

A.4 The intersection $C \cap \mathcal{B}_2$ is a disk

In this section we consider $C \cap \mathcal{B}_2$, where $C = \mathcal{B}(G_1^{-1}p_0, G_2^{-1}G_3p_0) = \mathcal{B}(r_4, r_5)$. We will show that it is a disk.

Note that these the bisectors C and \mathcal{B}_2 do not share any complex slice, ie their extended real spines do not intersect. This amounts to saying that the circles $\bar{z}_1r_4 - r_5, |z_1| = 1$ and $\bar{z}_1p_0 - r_2, |z_2| = 1$ do not intersect.

One way to see this is to compute the intersection of their extended complex spine, which can be represented by

$$s = (-3\sqrt{7} - 5i, 4\sqrt{7} + 10i, 4\sqrt{7}),$$

and to note that this vector satisfies $\langle s, s \rangle = 44 > 0$. This point is on the real spine of C if and only if there exists a $z_1 \in S^1$ such that $\langle s, \bar{z}_1r_4 - r_5 \rangle = 0$. The latter can only happen if $z_1 = (9 + 15i\sqrt{7})/46$, but this does not have modulus one. Similarly one checks that s is not on the real spine of \mathcal{B}_2 .

Now the intersection $C \cap \mathcal{B}_2$ can be parametrized by vectors of the form $(\bar{z}_1r_4 - r_5) \boxtimes (\bar{z}_2p_0 - r_2)$. Such vectors have negative norm if and only if

$$(6) \quad \text{Re}(\mu(z_1)z_2) < \nu(z_1),$$

where

$$\mu(z_1) = \frac{-39 - 3i\sqrt{7} + (9 + 3i\sqrt{7})z_1 + 18\bar{z}_1}{4}, \quad \nu(z_1) = -15 + \frac{\text{Re}((24 + 3i\sqrt{7})z_1)}{2}.$$

In order to analyze the number of connected components of the intersection, we search for values of z_1 where the discriminant vanishes. Writing $z_1 = x + iy$, the discriminant $\nu(z_1)^2 - |\mu(z_1)|^2$ becomes

$$\delta(x, y) = \frac{1}{8}(1413 - 1764x + 216\sqrt{7}y + 351(x^2 - y^2) - 180\sqrt{7}xy).$$

The system $\delta(x, y) = x^2 + y^2 - 1 = 0$ has exactly two solutions, one given by $(x, y) = (1, 0)$, and the other one given by the single real root of each of the polynomials $2221x^3 - 7103x^2 + 7411x - 2473, 392\sqrt{7} + 2268y + 1024\sqrt{7}y^2 + 2221y^2$. An approximate value of (x, y) is $(0.70552301, -0.70868701)$.

In fact only the number of solutions interests us; $z_1 = e^{2\pi it_1}$ give nontrivial intervals of values of z_2 when $t_1^{\min} < t_1 < 0$, where $t_1^{\min} = -0.12535607\dots$. For each such z_1 , there is only an interval of values of z_2 satisfying (6), hence $C \cap \mathcal{B}_2$ is a disk.

A.5 Proof of Proposition 6.2(3)

We consider the segment τ_2 , which corresponds to the bottom segment from q_1 to p_2 shown on Figure 7. We prove that it is contained in the (boundary at infinity of the) Dirichlet domain; this will prove Proposition 6.2, since one easily shows that the top arc of Figure 7 is not contained in U , simply by picking one point just above p_2 .

It is enough to find all intersection points of $C \cap \mathcal{B}_2 \cap \mathcal{B}_j$ for $j \neq 2$, and to show that none of them is in (the interior of) the bottom segment; note that, in our coordinates, the bottom segment is characterized by the fact that $\arg(z_2) < 0$.

The (finite) list of points in $C \cap \mathcal{B}_2 \cap \mathcal{B}_j$ can be obtained by using Groebner bases. For instance, for $j = 1$, the intersection points are given by the solutions of the system

$$\begin{cases} -\frac{99}{8} - \frac{3\sqrt{7}}{2}y_1 + \frac{21}{2}x_1 - \frac{3}{2}x_1 + \frac{15\sqrt{7}}{8}(x_1y_2 + y_1x_2) + \frac{27}{8}(x_1x_2 - y_1y_2) = 0, \\ 15 - 12x_1 + \frac{3\sqrt{7}}{2}y_1 - \frac{39}{4}x_2 + \frac{3\sqrt{7}}{4}y_2 + \frac{27}{4}x_1x_2 + \frac{9}{4}y_1y_2 - \frac{3\sqrt{7}}{4}(x_1y_2 + x_2y_1) = 0, \\ x_1^2 + y_1^2 = 1, \\ x_1^2 + y_2^2 = 1, \end{cases}$$

where we have split $z_1 = x_1 + iy_1$ and $z_2 = x_2 + iy_2$ into their real and imaginary parts. This system has precisely two solutions, one given by $(z_1, z_2) = (1, 0)$, and the other one by

$$\arg(z_1)/(2\pi) \approx -0.06508170, \quad \arg(z_2)/(2\pi) \approx 0.13166662.$$

For $j = 3$, the result follows from direct calculations in a similar vein (using Groebner bases in order to solve the system). The intersection of \mathcal{B}_3 is tangent to $\partial_\infty(C \cap \mathcal{B}_2)$, so one gets a single intersection point, corresponding to q_1 .

For $j = 5$ or 7 , no computation is needed; we already know that $\mathcal{B}_2 \cap \mathcal{B}_5 = \{q_1\}$ and $\mathcal{B}_2 \cap \mathcal{B}_7 = \{p_2\}$, since the corresponding bisectors have tangent spinal spheres (see Section 4).

Remark A.3 The intersections $C \cap \mathcal{B}_2 \cap \mathcal{B}_j$ can also be handled by using coequidistant pairs of bisectors, by writing the equation of the trace of C on $\mathcal{B}_2 \cap \mathcal{B}_j$.

A.6 Proof of Proposition 6.2(4)

In this section, we prove that the curve τ from Proposition 6.2 is an embedded topological circle in $\partial_\infty C$. We also give explicit parametrizations of its sides τ_0, τ_1, τ_2 , which are used to draw the pictures in Section A.7.

We start by parametrizing $\partial_\infty C$; we choose coordinates for $H_{\mathbb{C}}^2$ (seen as the unit ball \mathbb{B}^2) where the midpoint of $[r_4, r_5]$ is at the origin (such a normalization was already discussed in Section A.3). A possible base change matrix is given by

$$(7) \quad P = \begin{pmatrix} \frac{9-i\sqrt{7}}{2\sqrt{5}} & 0 & \frac{-17+3i\sqrt{7}}{4\sqrt{5}} \\ \frac{-17-3i\sqrt{7}}{4\sqrt{5}} & \frac{3+i\sqrt{7}}{4} & \frac{9+i\sqrt{7}}{2\sqrt{5}} \\ -\frac{3}{\sqrt{5}} & 1 & \frac{2}{\sqrt{5}} \end{pmatrix}.$$

As in Section A.3, we parametrize the spinal sphere $\partial_\infty C$ as the unit sphere in \mathbb{R}^3 with coordinates $t_j \in \mathbb{R}$, where (t_1, t_2, t_3) corresponds to $(1, it_3, t_1 + it_2)$. In these coordinates, the equations for the intersection of the \hat{B}_j with $\partial_\infty C$ are then computed explicitly to be those in Table 6 (we obtain them by simplifying (5), using the equation $t_1^2 + t_2^2 + t_3^2 = 1$).

The vertices of the triangle T are given in Table 7.

B_1	$-69/10 - 6t_2t_3/\sqrt{5} + 66t_1/5 - 123(t_1^2 + t_2^2)/20$
B_2	$-24/5 - 39t_2t_3/8\sqrt{5} + 261t_1/40 + 3\sqrt{7}t_2/8 - 3t_3\sqrt{7}/\sqrt{5}$ $- 9(t_1^2 + t_2^2)/5 + 21t_1t_3\sqrt{7}/8\sqrt{5}$
B_3	$-21/10 - 33t_2t_3/8\sqrt{5} + 27t_1/40 - 3\sqrt{7}t_2/8 - 3t_3\sqrt{7}/2\sqrt{5}$ $+ 9(t_1^2 + t_2^2)/10 + 3t_1t_3\sqrt{7}/8\sqrt{5}$
B_4	$3/10 - 12t_1/5 + 21(t_1^2 + t_2^2)/20$
B_5	$3/10 - 12t_1/5 + 21(t_1^2 + t_2^2)/20$
B_6	$-21/10 + 33t_2t_3/8\sqrt{5} + 27t_1/40 - 3\sqrt{7}t_2/8 + 3t_3\sqrt{7}/2\sqrt{5}$ $+ 9(t_1^2 + t_2^2)/10 - 3t_1t_3\sqrt{7}/8\sqrt{5}$
B_7	$-24/5 + 39t_2t_3/8\sqrt{5} + 261t_1/40 + 3\sqrt{7}t_2/8 + 3t_3\sqrt{7}/\sqrt{5}$ $- 9(t_1^2 + t_2^2)/5 - 21t_1t_3\sqrt{7}/8\sqrt{5}$
B_8	$-69/10 + 6t_2t_3/\sqrt{5} + 66t_1/5 - 123(t_1^2 + t_2^2)/20$

Table 6: The equations of \hat{B}_j in $\partial_\infty C$, for $j = 1, \dots, 8$

The claims in the last column of the table follow from the results in Section 4.3, but they can also be checked directly from their t -coordinates and the explicit expressions for f_j ; see Table 6.

Vertex	(t_1, t_2, t_3)	j such that $f_j = 0$
p_2	$(\frac{87}{88}, \frac{5\sqrt{7}}{88}, 0)$	1, 2, 7, 8
q_1	$(\frac{1}{4}, \frac{5\sqrt{7}}{28}, -\sqrt{\frac{5}{7}})$	2, 3, 4, 5
q_2	$(\frac{1}{4}, \frac{5\sqrt{7}}{28}, \sqrt{\frac{5}{7}})$	4, 5, 6, 7

Table 7: Coordinates for vertices of T in $\partial_\infty C$

From the equations for $\widehat{B}_2, \widehat{B}_4$ and \widehat{B}_7 , one deduces explicit parametrizations for the three sides of T . For \widehat{B}_4 (and \widehat{B}_5), we get

$$(8) \quad \left(\frac{1}{16}(9 - 7t_3^2), \frac{1}{16} \sqrt{175 - 130t_3^2 - 49t_3^4}, t_3 \right),$$

for t_3 between $-\sqrt{5/7}$ and $\sqrt{5/7}$. This gives a parametrization for τ_0 .

Here and in what follows, we write $f_j, j = 1, \dots, 8$ for the equation for $\widehat{B}_j \cap C_\infty$ given in Table 6. The parametrization for \widehat{B}_2 can be obtained by writing out the resultant of f_2 and $t_1^2 + t_2^2 + t_3^2 - 1$ with respect to t_1 , which has degree 2 in t_2 . Using the quadratic formula, we get

$$t_2 = \phi(t_3) = \frac{b(t_3) - (245t_3 + 87\sqrt{5}\sqrt{7})\sqrt{d(t)}/35}{a(t_3)},$$

where

$$\begin{aligned} a(t) &= 968 + 136\sqrt{5}\sqrt{7}t_3 + 320t_3^2, \\ b(t) &= -39\sqrt{5}t_3^3 + 80\sqrt{7}t_3^2 + 108\sqrt{5}t_3 - 55\sqrt{7}, \\ d(t) &= -(1715t_3^4 + 385\sqrt{5}\sqrt{7}t_3^3 + 1750t_3^2 + 175\sqrt{5}\sqrt{7}t_3). \end{aligned}$$

One then takes

$$t_1 = \sqrt{1 - \phi(t_3)^2 - t_3^2},$$

and one checks that this parametrization is well defined for t_3 in the interval $[-\sqrt{5/7}, 0]$, which corresponds to the arc between q_1 and p_2 of the triangle T . This gives a parametrization for τ_2 .

We give the above explicit formulas mainly because there are two solutions to the quadratic equation, so we need to select one. The parametrization for \widehat{B}_7 is obtained from the one for \widehat{B}_2 simply by changing t_3 into $-t_3$. The latter property and the fact that the two paths on \widehat{B}_2 and \widehat{B}_7 are parametrized by t_3 implies that these arc only intersect along $t_3 = 0$, which corresponds to their common endpoint p_2 .

In order to prove that τ is embedded, it is enough to check that the image of τ_0 and τ_2 intersect only in q_1 (the corresponding property for τ_0 and τ_1 follows by symmetry). The quickest way to show this is to compute a Groebner basis for the ideal generated by f_2 , f_4 and $g(t_1, t_2) = t_1^2 + t_2^2 + t_3^2 - 1$, and to check that the corresponding system has a unique solution, corresponding to q_1 , or in other words, $(t_1, t_2, t_3) = (1/4, 5\sqrt{7}/28, -\sqrt{5/7})$.

Remark A.4 The path τ bounds two disks in $\partial_\infty C \simeq S^2$, only one of which is contained in the first quadrant $t_1, t_2 > 0$ (this is the triangle T that appears in [Section 4.3](#)).

A.7 Proof of [Proposition 6.3](#)

We denote by T the (closure of) the component of the complement of τ in $\partial_\infty C$ that is contained in the quadrant $t_1, t_2 > 0$ in the coordinates of [Section A.6](#) (see [Remark A.4](#)). It is easy to see that the other component of its complement is not contained in U , the difficult part is to show:

Proposition A.5 T is properly contained in U .

Proof We first check that points on the boundary of T are precisely on the bisectors we think they are on (according to the incidence pattern already mentioned in [Section 4.3](#)). This can be done by finding intersection points of pairs of curves corresponding to the intersection of $\partial_\infty C$ with $\widehat{B}_j, \widehat{B}_k, j \neq k$, which amounts to solving a system of equations, for instance by using Groebner bases.

As an example, $\widehat{B}_1 \cap \widehat{B}_2 \cap \partial_\infty C$ has precisely two points. One is q_1 , and the other one is given approximately by

$$(0.88541680, 0.03241871, -0.46366596).$$

It is easy to check that this point is not in T .

With such verifications, one checks that the \widehat{B}_j intersect T only on its boundary, and only in a predicted fashion: the vertices are on four bisectors, points in $]p_2, q_1[$ lie only in \widehat{B}_2 and no other \widehat{B}_k , points in $]p_2, q_2[$ lie only in \widehat{B}_7 and in no other \widehat{B}_k , points in $]p_1, p_2[$ lie on \widehat{B}_4 and \widehat{B}_5 and no other \widehat{B}_k .

We now rule out the possibility that some \widehat{B}_j may have a connected component contained in the interior of T . If that were the case, then (the restriction to $\partial_\infty C$ of) f_j would have a critical point in the interior of T .

Claim No f_j has a critical point in the interior of T .

A definite list of the critical points of f_j can be obtained by using Lagrange multipliers; the critical points for f_j are the solutions of the system

$$(9) \quad \begin{cases} \nabla f_j = \lambda \nabla g, \\ g = 0, \end{cases}$$

where $g(t) = t_1^2 + t_2^2 + t_3^2 - 1$. We only treat an example representative of the difficulties, namely f_2 . In that case, the system (9) reads

$$\begin{cases} 27/40 + 3\sqrt{7}t_3/8\sqrt{5} + (9/5 - 2\lambda)t_1 = 0, \\ -33t_3/8\sqrt{5} - (3/8)\sqrt{7} + (9/5 - 2\lambda)t_2 = 0, \\ -33t_2/8\sqrt{5} + 3\sqrt{7}t_1/8\sqrt{5} - 3\sqrt{7}/2\sqrt{5} - 2\lambda t_3 = 0, \\ t_1^2 + t_2^2 + t_3^2 = 1. \end{cases}$$

This system can easily be solved using standard Groebner basis techniques.

It has precisely four real solutions, for which t_3 is equal to 0, $-\sqrt{5/7}$, or one of the two real roots of the polynomial

$$140t_3^4 + 28\sqrt{5}\sqrt{7}t_3^3 - 49t_3^2 - 20\sqrt{5}\sqrt{7}t_3 - 35,$$

which are given approximately by -0.50306965 and 0.84223313 . Only one of the corresponding critical points lies in the first quadrant $t_1, t_2 > 0$, and it corresponds precisely to q_1 , which is not in the interior of T .

For concreteness, we draw two projections of the 2-sphere $\partial_\infty C$, the triangle T and the critical points of the equations on Figure 16. No critical points lies in the interior of T , and the only critical points on the boundary are q_1 (which is critical for f_3) and q_2 which is critical for f_6). A couple of critical points may appear dubious on the picture. One of them is $(x, y, t) = (1, 0, 0)$, which is critical for f_1 and f_8 ; one can easily check that it is not in E by checking a few inequalities (it is in fact only close to p_2 , which has approximate coordinates $(0.98863636, 0.15032678, 0)$; see Table 7).

Another pair of critical points are dubious only in (x, t) -projection; on part (b) of Figure 16, they clearly appear outside the triangular region corresponding to T . \square

Proposition A.6 *The intersection $T \cap G_2^2 T$ is empty.*

Proof We show a stronger statement, namely we show that $\partial_\infty C \cap G_2^2 \partial_\infty C$ consists of precisely two points that are not in T . We use the same coordinates for C (and $\partial_\infty C$) as above, write $G_2^2 G_1^{-1} p_0$ and $G_2^2 G_2^{-1} G_3 p_0$ in terms of the basis given by the columns of (7), and write the equation of the intersection of C with $G_2^2 C$, which is simply

$$-12t_2 t_3 / \sqrt{5}.$$

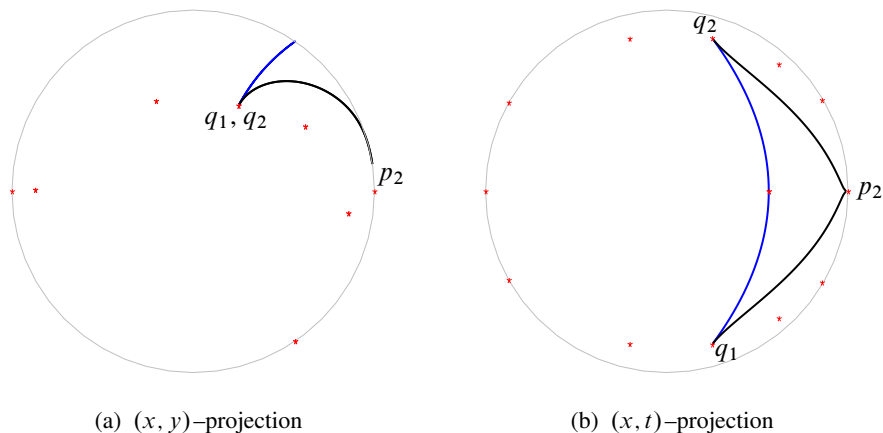


Figure 16: The critical points of the equations are outside T , in projection onto two coordinate planes

This gives $(1, 0, 0)$ and $(-1, 0, 0)$ as the only intersection points on ∂_∞ . None of these two points is in the Dirichlet domain, a fortiori they are not in T . \square

References

- [1] **A F Beardon**, *The geometry of discrete groups*, Graduate Texts in Math. 91, Springer, New York (1995) [MR1393195](#)
- [2] **N Bergeron**, **E Falbel**, **A Guilloux**, *Tetrahedra of flags, volume and homology of $SL(3)$* , *Geom. Topol.* 18 (2014) 1911–1971 [MR3268771](#)
- [3] **D Burns, Jr**, **S Shnider**, *Spherical hypersurfaces in complex manifolds*, *Invent. Math.* 33 (1976) 223–246 [MR0419857](#)
- [4] **M Deraux**, *Deforming the \mathbb{R} -Fuchsian $(4, 4, 4)$ -triangle group into a lattice*, *Topology* 45 (2006) 989–1020 [MR2263221](#)
- [5] **E Falbel**, *A spherical CR-structure on the complement of the figure eight knot with discrete holonomy*, *J. Differential Geom.* 79 (2008) 69–110 [MR2401419](#)
- [6] **E Falbel**, **P V Koseleff**, **F Rouiller**, *Representations of fundamental groups of 3-manifolds into $PGL(3, \mathbb{C})$: Exact computations in low complexity*, to appear in *Geom. Dedicata*
- [7] **E Falbel**, **J Wang**, *Branched spherical CR-structures on the complement of the figure-eight knot*, *Michigan Math. J.* 63 (2014) 635–667 [MR3255694](#)
- [8] **S Garoufalidis**, **M Goerner**, **C K Zickert**, *Gluing equations for $PGL(n, \mathbb{C})$ -representations of 3-manifolds* [arXiv:1207.6711](#)

- [9] **WM Goldman**, *Conformally flat manifolds with nilpotent holonomy and the uniformization problem for 3-manifolds*, Trans. Amer. Math. Soc. 278 (1983) 573–583 [MR701512](#)
- [10] **WM Goldman**, *Complex hyperbolic geometry*, Clarendon Press, Gloucestershire, UK (1999) [MR1695450](#)
- [11] **B Maskit**, *Kleinian groups*, Grundle Math. Wissen. 287, Springer (1988) [MR959135](#)
- [12] **G D Mostow**, *On a remarkable class of polyhedra in complex hyperbolic space*, Pacific J. Math. 86 (1980) 171–276 [MR586876](#)
- [13] **J R Parker**, *Complex hyperbolic Kleinian groups*, in preparation
- [14] **M B Phillips**, *Dirichlet polyhedra for cyclic groups in complex hyperbolic space*, Proc. Amer. Math. Soc. 115 (1992) 221–228 [MR1107276](#)
- [15] **R Riley**, *A quadratic parabolic group*, Math. Proc. Cambridge Philos. Soc. 77 (1975) 281–288 [MR0412416](#)
- [16] **D Rolfsen**, *Knots and links*, Math. Lecture Series 7, Publish or Perish (1990) [MR1277811](#)
- [17] **RE Schwartz**, *Degenerating the complex hyperbolic ideal triangle groups*, Acta Math. 186 (2001) 105–154 [MR1828374](#)
- [18] **RE Schwartz**, *Real hyperbolic on the outside, complex hyperbolic on the inside*, Invent. Math. 151 (2003) 221–295 [MR1953259](#)
- [19] **RE Schwartz**, *Spherical CR-geometry and Dehn surgery*, Annals of Math. Studies 165, Princeton Univ. Press (2007) [MR2286868](#)
- [20] **W P Thurston**, *The geometry and topology of three-manifolds*, Princeton Univ. Math. Dept. Lecture Notes (1979) Available at <http://msri.org/publications/books/gt3m/>

Institut Fourier, Université de Grenoble 1
BP 74, Saint Martin d'Hères, Cedex, France

Institut de Mathématiques, Université Pierre et Marie Curie
4 place Jussieu, F-75252 Paris, France

deraux@ujf-grenoble.fr, falbel@math.jussieu.fr

Proposed: Walter Neumann
Seconded: Benson Farb, Danny Calegari

Received: 27 March 2013
Revised: 11 February 2014

