

Sutured Floer homology and invariants of Legendrian and transverse knots

JOHN B ETNYRE
DAVID SHEA VELA-VICK
RUMEN ZAREV

Using contact-geometric techniques and sutured Floer homology, we present an alternate formulation of the minus and plus versions of knot Floer homology. We further show how natural constructions in the realm of contact geometry give rise to much of the formal structure relating the various versions of Heegaard Floer homology. In addition, to a Legendrian or transverse knot $K \subset (Y, \xi)$ we associate distinguished classes $\underline{\text{EH}}(K) \in \text{HFK}^-(Y, K)$ and $\overline{\text{EH}}(K) \in \text{HFK}^+(Y, K)$, which are each invariant under Legendrian or transverse isotopies of K . The distinguished class $\underline{\text{EH}}$ is shown to agree with the Legendrian/transverse invariant defined by Lisca, Ozsváth, Stipsicz and Szabó despite a strikingly dissimilar definition. While our definitions and constructions only involve sutured Floer homology and contact geometry, the identification of our invariants with known invariants uses bordered sutured Floer homology to make explicit computations of maps between sutured Floer homology groups.

[57M27](#); [57R58](#), [57R17](#)

1 Introduction

Juhász [22] defined the sutured Heegaard Floer homology $\text{SFH}(Y, \Gamma)$ of a balanced sutured manifold (Y, Γ) and immediately observed that if $Y(K) = \overline{Y} \setminus \nu(K)$ was the complement of an open tubular neighborhood of a knot K in the manifold Y and Γ_μ was the union of two meridional curves, then $\text{SFH}(Y(K), \Gamma_\mu)$ was isomorphic to the knot Floer homology of K , $\widehat{\text{HFK}}(Y, K)$. A primary aim in this paper is to show how to recover more of the knot Floer homology package from the sutured theory. More specifically, we will show that given a knot $K \subset Y$ we can define its Heegaard Floer-theoretic invariants purely in terms of sutured Floer homology, contact geometry and certain direct and inverse limits. These invariants share many properties of the knot Floer homology package and in the second part of the paper, using bordered sutured homology, we show how to identify these limit invariants with the plus and minus knot Floer homologies.

The original motivation for the present study is found in the work of Stipsicz and Vértesi who first established a connection between the Legendrian knot invariant defined by

Honda, Kazez and Matic [19] and the Legendrian/transverse invariant defined by Lisca, Ozsváth, Stipsicz and Szabó [25], hereafter referred to as the LOSS invariant. Their work naturally gives rise to an alternate and more geometric characterization of the LOSS hat invariant. We show here that the correspondence first established by Stipsicz and Vértesi fits into a much broader picture encompassing the more general LOSS minus invariant.

Accomplishing the broad goals described in the paragraphs above requires precise computations of the Honda–Kazez–Matic gluing maps for sutured Floer homology in a multitude of nontrivial situations. To date, only elementary computations, typically relying on formal properties of the HKM gluing maps, have been performed. Such precision is achieved through tools and techniques originating in bordered Floer homology (see Lipshitz, Ozsváth and Thurston [23]) and, specifically, bordered sutured Floer homology, as developed by the third author [40; 41].

We note that contact geometry plays a key role in our results, adding to a steady stream of evidence that there exist deep connections linking contact geometry and Heegaard Floer theory. On one hand, Heegaard Floer invariants have proven powerful tools for studying contact-geometric phenomena. They were instrumental in Lisca and Stipsicz’s classification of Seifert-fibered spaces admitting tight contact structures, and have featured prominently in the study of transversally nonsimple knot and link types. In the other direction, contact structures have conspicuously appeared in solutions to several problems in Heegaard Floer theory. In addition to appearing in Honda, Kazez and Matic’s definition of a Heegaard Floer gluing map, Juhász uses them in an essential way in his construction of cobordism maps for sutured Floer homology. The proof of our results hint at what might be behind this connection: when considering relatively simple manifolds, the rigidity of the algebraic structure in bordered sutured Floer homology, coupled with known properties of contact structures and their induced gluing maps can sometimes uniquely determine a given situation.

In the remainder of the introduction, we provide a more thorough discussion of the geometric and algebraic objects under consideration and statements of the main theorems to be proved in subsequent sections. Here, as in the rest of the paper, we will focus our attention on the direct limit invariants and only sketch the ideas behind the inverse limit invariants, since their definition and the proofs of their properties parallel those of the direct limit invariants quite closely.

1.1 Limit invariants

Let K be a knot in a closed 3-manifold Y . We denote the knot complement by $Y(K) = \overline{Y} \setminus \nu(K)$. We consider a sequence of pairs of longitudinal sutures Γ_i on $\partial Y(K)$ that “converge” the union of two meridional curves Γ_μ on $\partial Y(K)$. More

precisely, the curves that make up Γ_{i+1} differ from those that make up Γ_i by subtracting a meridian. We can think of $(Y(K), \Gamma_i)$ as a subset of $(Y(K), \Gamma_{i+1})$ such that $B_i = \overline{(Y(K), \Gamma_{i+1})} \setminus \overline{(Y(K), \Gamma_i)}$ is $T^2 \times [0, 1]$. On $T^2 \times [0, 1]$ there are (up to fixing the characteristic foliations on the boundary) two contact structures ξ_+ and ξ_- for which the boundary is convex and the dividing curves agree with the sutures.

Honda, Kazez and Matić [18] defined a gluing map for sutured Floer homology. Loosely speaking, if (M, Γ) is a sutured manifold which sits as a submanifold of (M', Γ') , then a contact structure ξ on the complement $M' - M$ which is compatible with Γ and Γ' induces a map

$$\phi_\xi: \text{SFH}(-M, -\Gamma) \rightarrow \text{SFH}(-M', -\Gamma').$$

Thus, using the contact structure ξ_- on $T^2 \times [0, 1]$, we have the induced gluing map

$$\phi_-: \text{SFH}(-Y(K), -\Gamma_i) \rightarrow \text{SFH}(-Y(K), -\Gamma_{i+1})$$

for each i .

Taking the directed limit of the above sequence of groups and maps yields our primary object of study, the *sutured limit homology* of K

$$\underline{\text{SFH}}(-Y, K) = \varinjlim \text{SFH}(-Y(K), -\Gamma_i).$$

Now, considering the contact structure ξ_+ on B_i , we obtain maps

$$\psi_+: \text{SFH}(-Y(K), -\Gamma_i) \rightarrow \text{SFH}(-Y(K), -\Gamma_{i+1}).$$

Using simple facts concerning contact structures on thickened tori we will show that they induce a well-defined map

$$\Psi: \underline{\text{SFH}}(-Y, K) \rightarrow \underline{\text{SFH}}(-Y, K).$$

Thus, the group $\underline{\text{SFH}}(-Y, K)$ can be given the structure of an $\mathbb{F}[U]$ -module, where U acts by Ψ .

We further show that the $\mathbb{F}[U]$ -module $\underline{\text{SFH}}(-Y, K)$ is endowed with two natural absolute gradings, which are reminiscent of the usual absolute Alexander and Maslov gradings in knot Floer homology.

In Section 7, we prove the following theorem characterizing $\underline{\text{SFH}}(-Y, K)$:

Theorem 1.1 *Let $K \subset Y$ be a smoothly embedded null-homologous knot. There exists an isomorphism of bigraded $\mathbb{F}[U]$ -modules*

$$I_-: \underline{\text{SFH}}(-Y, K) \rightarrow \text{HFK}^-(-Y, K).$$

Remark 1.2 Marco Golla [14; 15] has obtained results similar to Theorems 1.1 and 1.5 for Legendrian knots in the standard contact 3-sphere via an alternate characterization

of the maps induced on sutured Floer homology by bypass attachments. This characterization involves holomorphic triangle counts originally developed by Rasmussen. Golla is further able to show, in the S^3 setting, that the HKM invariant of a Legendrian knot K is determined by the pair of LOSS invariants $\{\mathcal{L}(K), \mathcal{L}(-K)\}$ of K and its orientation reverse $-K$. Examples discussed in Section 13 show this is not true in general contact manifolds.

Each $(Y(K), \Gamma_i)$ can be viewed as a subset of $(Y(K), \Gamma_\mu)$ in such a way that

$$(Y(K), \Gamma_\mu) \setminus (Y(K), \Gamma_i)$$

is $T^2 \times [0, 1]$. As above, there are two possible tight contact structures ξ_+ and ξ_- on $T^2 \times [0, 1]$ with convex boundary realizing $\Gamma \cup \Gamma_i$ as dividing sets. Choosing ξ_- , the HKM gluing map gives

$$\phi'_{SV}: \text{SFH}(-Y(K), -\Gamma_i) \rightarrow \text{SFH}(-Y(K), -\Gamma_\mu).$$

Juhász [21] gave a canonical identification of $\text{SFH}(-Y(K), -\Gamma_\mu)$ with $\widehat{\text{HFK}}(-Y, K)$. Using this identification we obtain the map

$$\phi_{SV}: \text{SFH}(-Y(K), -\Gamma_i) \rightarrow \widehat{\text{HFK}}(-Y, K);$$

we use the subscript SV as these maps were originally defined by Stipsicz and Vértesi [35].

We can again appeal to facts about decompositions of contact structures on thickened tori to show the maps ϕ_{SV} induce a map

$$\Phi_{SV}: \underline{\text{SFH}}(-Y, K) \rightarrow \widehat{\text{HFK}}(-Y, K).$$

With respect to the isomorphism given in Theorem 1.1, we have the following characterization of Φ_{SV} :

Theorem 1.3 *Let $K \subset Y$ be a null-homologous knot type, $I_-: \underline{\text{SFH}}(-Y, K) \rightarrow \text{HFK}^-(-Y, K)$ the isomorphism given by Theorem 1.1 and $p_*: \text{HFK}^-(-Y, K) \rightarrow \widehat{\text{HFK}}(-Y, K)$ the map induced on homology by setting the formal variable U equal to zero at the chain level. The following diagram commutes:*

$$\begin{array}{ccc} \underline{\text{SFH}}(-Y, K) & \xrightarrow{I_-} & \text{HFK}^-(-Y, K) \\ & \searrow \Phi_{SV} & \swarrow p_* \\ & & \widehat{\text{HFK}}(-Y, K) \end{array}$$

There is an additional natural geometric operation one can perform on the sequence $(Y(K), \Gamma_i)$. Specifically, one can consider the effect of attaching a meridional contact 2–handle to the boundary of each $(Y(K), \Gamma_i)$. As a sutured manifold, this space is equal to $Y(1)$ in the language of Juhász [21] and its sutured Floer homology can be naturally identified with $\widehat{\text{HF}}(-Y)$. By considering the HKM gluing maps associated to this sequence of contact 2–handle attachments, for each i , we obtain a sequence of maps $\phi_{2h}: \text{SFH}(-Y(K), -\Gamma_i) \rightarrow \widehat{\text{HF}}(-Y)$ that induce a map

$$\Phi_{2h}: \underline{\text{SFH}}(-Y, K) \rightarrow \widehat{\text{HF}}(-Y).$$

With respect to the isomorphism given in [Theorem 1.1](#), we have the following characterization of Φ_{2h} :

Theorem 1.4 *Let $K \subset Y$ be a null-homologous knot type, $I_-: \underline{\text{SFH}}(-Y, K) \rightarrow \text{HFK}^-(-Y, K)$ the isomorphism given by [Theorem 1.1](#) and $\pi_*: \text{HFK}^-(-Y, K) \rightarrow \widehat{\text{HF}}(-Y)$ the map induced on homology by setting the formal variable U equal to the identity at the chain level. The following diagram commutes:*

$$\begin{array}{ccc} \underline{\text{SFH}}(-Y, K) & \xrightarrow{I_-} & \text{HFK}^-(-Y, K) \\ & \searrow \Phi_{2h} & \swarrow \pi_* \\ & & \widehat{\text{HF}}(-Y) \end{array}$$

1.2 Legendrian and transverse invariants

In 2007, Honda, Kazez and Matic defined an invariant of Legendrian knots taking values in sutured Floer homology [19]. Given a Legendrian knot $K \subset (Y, \xi)$, the Honda–Kazez–Matic invariant — henceforth referred to as the HKM invariant — is obtained via the following construction: First, remove an open standard neighborhood of K from (Y, ξ) and denote the resulting space by $(Y(K), \xi_K)$. The HKM invariant is then equal to the contact invariant

$$\text{EH}(K) = \text{EH}(Y(K), \xi_K) \in \text{SFH}(-Y(K), -\Gamma_K),$$

where the set of sutures Γ_K is equal to the natural dividing set obtained on the torus boundary $\partial Y(K)$.

Later, in 2008, Lisca, Ozsváth, Stipsicz and Szabó defined an alternate invariant of both Legendrian and transverse knots taking values in knot Floer homology. Given a null-homologous Legendrian knot $K \subset (Y, \xi)$, the Lisca–Ozsváth–Stipsicz–Szabó

invariant — henceforth referred to as the LOSS invariant — is obtained via an open book decomposition adapted to the knot K . Ultimately, their construction yields two invariants

$$\mathcal{L}(K) \in \text{HFK}^-(-Y, K) \quad \text{and} \quad \widehat{\mathcal{L}}(K) \in \widehat{\text{HFK}}(-Y, K),$$

which take values in either the minus or hat version of knot Floer homology.

The LOSS invariants possess several features which distinguish them from the HKM invariants. First, they take values in knot Floer homology and come in two flavors, “minus” and “hat”. More strikingly, unlike the HKM invariants, the LOSS invariants are unchanged by negative Legendrian stabilization. This implies that \mathcal{L} and $\widehat{\mathcal{L}}$ define transverse invariants through a process known as Legendrian approximation.

A connection between the HKM and LOSS invariants was discovered by Stipsicz and Vértesi [35]. Given a null-homologous Legendrian knot $K \subset (Y, \xi)$, Stipsicz and Vértesi identify a natural contact geometric construction which ultimately yields a map

$$\phi_{\text{SV}}: \text{SFH}(-Y(K), -\Gamma_K) \rightarrow \widehat{\text{HFK}}(-Y, K),$$

for which the image of $\text{EH}(K)$ is $\widehat{\mathcal{L}}(K)$.

The map ϕ_{SV} is precisely the one discussed in the previous subsection. More specifically, the Stipsicz–Vértési map is obtained by attaching a contact $T^2 \times I$ layer to the boundary of $(Y(K), \xi_K)$ to obtain a space which we denote by $(Y(K), \bar{\xi}_K)$. The contact structure on $T^2 \times I$ is chosen in a way which is compatible with negative Legendrian stabilization and which results in a pair of meridional dividing curves along the boundary of the resulting space. Applying the HKM gluing map gives an identification between $\text{EH}(L)$ and the contact invariant $\text{EH}(Y(K), \bar{\xi}_K) \in \text{SFH}(-Y(K), -\Gamma_\mu)$. Since the new dividing set on $\partial Y(K)$ consists precisely of two meridional curves, the sutured Floer homology group $\text{SFH}(-Y(K), -\Gamma_\mu)$ is isomorphic to $\widehat{\text{HFK}}(-Y, K)$. An explicit computation using open book decompositions then provides the desired identification between $\text{EH}(Y(K), \bar{\xi}_K)$ and $\widehat{\mathcal{L}}(K)$.

This alternate view of the LOSS hat invariant — as the contact invariant of a space associated to a given Legendrian or transverse knot — is quite useful in practice. It frequently allows one to interpolate between geometric properties of Legendrian and transverse knots and algebraic properties of the LOSS hat invariant. For instance, this perspective was instrumental in the first and second author’s result that Giroux torsion layers are necessarily intersected by the binding of any open book supporting the ambient contact structure; see Etnyre and Vela-Vick [9]. The above discussion motivates one to consider a refinement of the Stipsicz–Vértési construction which retains more geometric information associated to a given Legendrian or transverse knot.

If $K \subset (Y, \xi)$ is a Legendrian knot, we denote by K_i the i^{th} negative stabilization of K . Let $(Y(K), \xi_i)$ denote the complement of an open standard neighborhood of K_i . Note that the boundary of $(Y(K), \xi_i)$ is convex, and, with the appropriate choice of initial longitude, we can identify the dividing set with Γ_i from the previous subsection. Work of Etnyre and Honda [7] shows that the complement $(Y(K), \xi_{i+1})$ is obtained from $(Y(K), \xi_i)$ by attaching a negatively signed basic slice $(T^2 \times I, \xi_-)$ to the boundary of $(Y(K), \xi_i)$. Thus, the collection

$$\{\text{EH}(K_i) \in \text{SFH}(-Y(K), -\Gamma_i)\}$$

of HKM invariants satisfies $\phi_-(\text{EH}(K_i)) = \text{EH}(K_{i+1})$ and hence yields an element

$$\underline{\text{EH}}(K) \in \underline{\text{SFH}}(-Y, K),$$

which defines an invariant of the Legendrian knot K . By construction, the invariant $\underline{\text{EH}}(K)$ remains unchanged under negative stabilizations of the Legendrian knot K . Therefore, through the process of Legendrian approximations, we see that $\underline{\text{EH}}$ defines an invariant of transverse knots. In what follows, we shall refer to these as the LIMIT invariants of Legendrian and transverse knots.

With respect to the isomorphism I_- promised by [Theorem 1.1](#), we have the following alternate characterization of the LIMIT invariant $\underline{\text{EH}}$:

Theorem 1.5 *Let $K \subset (Y, \xi)$ be a null-homologous Legendrian knot. The isomorphism*

$$I_-: \underline{\text{SFH}}(-Y, K) \rightarrow \text{HFK}^-(-Y, K)$$

given by [Theorem 1.1](#) identifies the Legendrian invariants $\underline{\text{EH}}(K)$ and $\mathcal{L}(K)$.

Knowing that “LIMIT = LOSS” allows one to combine the intrinsic advantages of either invariant when attempting to solve a given problem. In a similar spirit, the second author, in joint work with Baldwin and Vértesi [3], showed that the Legendrian and transverse invariants defined by Lisca, Ozsváth, Stipsicz and Szabó [25] agree with the combinatorial (GRID) invariants of Legendrian and transverse knots defined by Ozsváth, Szabó and Thurston [28]. Thus, one can view [Theorem 1.5](#) as the final chapter in a story relating the various Legendrian and transverse invariants defined within the sphere of Heegaard Floer theory.

1.3 Sutured inverse limit invariants

The sutured limit invariants are defined by taking a sequence of tori in a knot complement with sutures that limit to meridional sutures through negatively sloped longitudinal sutures. One can alternatively consider the sequence of sutured manifolds

$(-Y(K), -\Gamma_i^+)$, each containing $(-Y(K), -\Gamma_\mu)$ and having longitudinal sutures of slope i . Removing basic slice layers one at a time, this sequence of spaces again has limit $(-Y(K), -\Gamma_\mu)$. In turn, one can define an inverse limit invariant

$$\varprojlim \underline{\text{SFH}}(-Y, K).$$

The details of the construction are very similar to those above and presented in Section 3.6. Arguments analogous to the ones we use in proving the theorems above will prove the following relations with Heegaard Floer invariants.

Theorem 1.6 *Let $K \subset Y$ be a smoothly embedded null-homologous knot. There exists an isomorphism of bigraded $\mathbb{F}[U]$ -modules*

$$I_+ : \varprojlim \underline{\text{SFH}}(-Y, L) \rightarrow \text{HFK}^+(-Y, L).$$

Theorem 1.7 *Let $K \subset Y$ be a Legendrian representative of a null-homologous knot type, $I_+ : \varprojlim \underline{\text{SFH}}(-Y, K) \rightarrow \text{HFK}^+(-Y, K)$ the isomorphism given by Theorem 1.6 and $\iota_* : \widehat{\text{HFK}}(-Y, K) \rightarrow \text{HFK}^+(-Y, K)$ the map induced on homology by the inclusion of complexes. Then there is a natural geometrically defined map Φ_{dSV} such that the following diagram commutes:*

$$\begin{array}{ccc} \varprojlim \underline{\text{SFH}}(-Y, K) & \xrightarrow{I_+} & \text{HFK}^+(-Y, K) \\ & \swarrow \Phi_{\text{dSV}} & \nearrow \iota_* \\ & \widehat{\text{HFK}}(-Y, K) & \end{array}$$

Also, in Section 3.6 we define a class $\underline{\text{EH}}(K)$ in $\varprojlim \underline{\text{SFH}}(-Y, K)$ for a Legendrian or transverse knot K in a contact manifold (Y, ξ) . While a corresponding invariant in knot Floer homology has not previously been studied we can prove the following result:

Theorem 1.8 *Let $K \subset (Y, \xi)$ be a Legendrian knot. Under the map*

$$\Phi_{\text{dSV}} : \widehat{\text{HFK}}(-Y, K) \rightarrow \varprojlim \underline{\text{SFH}}(-Y, K)$$

given in Theorem 1.7, the Legendrian invariant $\widehat{\mathcal{L}}(K)$ is sent to $\underline{\text{EH}}(K)$.

1.4 Vanishing slopes

The construction of the limit invariants and examples computed in Section 13 motivate the definition of an invariant of Legendrian or transverse knots we dub the “vanishing slope”.

To be more precise, let K be an oriented null-homologous Legendrian knot and $(Y(K), \xi_K)$ the complement of an open standard neighborhood of K . We define an *extension* of $(Y(K), \xi_K)$ to be a contact manifold $(Y(K), \xi'_K)$ which is obtained from $(Y(K), \xi_K)$ by attaching a (tight) sequence of basic slices to $\partial Y(K)$. One similarly defines a *positive* or *negative* extension to be one in which all of the attached basic slices are positive or negative, respectively.

Recall that if K^\pm is obtained from K via positive or negative stabilization, then $(Y(K), \xi_{K^\pm})$ is obtained from $(Y(K), \xi_K)$ by attaching a positive or negative basic slice to $\partial Y(K)$, respectively. In particular, $(Y(K), \xi_{K^\pm})$ is either a positive or negative extension of $(Y(K), \xi_K)$ depending on the sign of the stabilization. Similarly, the contact 3-manifold $(Y(K), \tilde{\xi}_K)$, obtained via the Stipsicz–Vértesi attachment, is a negative extension of $(Y(K), \xi_K)$.

Let $(Y(K), \xi'_K)$ be an extension of $(Y(K), \xi_K)$. We define the *extension slope* of $(Y(K), \xi'_K)$ to be $s(Y(K), \xi'_K) = (-n, r)$, where $n \in \mathbb{Z}_{\geq 0}$ is the amount of Giroux π -torsion in $\overline{(Y(K), \xi'_K) \setminus (Y(K), \xi_K)}$ and $r \in \mathbb{Q} \cup \{\infty\}$ is the usual dividing slope of the dividing curves in the boundary of $(Y(K), \xi'_K)$. Roughly, the extension slope is just the usual dividing slope, enhanced to track the number of times the dividing curves of convex tori contained within the extension rotate beyond the meridional slope as they approach the boundary of $(Y(K), \xi'_K)$. To pin down the ordering of extension slopes we recall that slopes are measured with respect the longitude given by a Seifert surface (and meridian). So the extension slope of $(Y(K), \xi_K)$ (that is, no extension is added) is $(0, \text{tb}(K))$. We will say the extension slopes $(0, r)$ are increasing as r moves counterclockwise around $\mathbb{Q} \cup \{\infty\}$ (thought of as labels on the Farey tessellation). And every time the r -factor “increases” past $\text{tb}(K)$ we decrement the $(-n)$ -factor.

Definition 1.9 Let $K \subset (Y, \xi)$ be a null-homologous Legendrian knot with a given Seifert framing and nonvanishing HKM invariant. We define the *vanishing slope* $\text{Van}(K)$ to be

$$\sup\{s(\Gamma_{\xi'_K}) \mid (Y(K), \xi'_K) \text{ extends } (Y(K), \xi_K), \text{EH}(Y(K), \xi'_K) \neq 0\},$$

where all extensions must be by tight contact structures. We similarly define the *positive* and *negative vanishing slopes* $\text{Van}^\pm(K)$ to be

$$\sup\{s(\Gamma_{\xi'_K}) \mid (Y(K), \xi'_K) \text{ positively extends } (Y(K), \xi_K), \text{EH}(Y(K), \xi'_K) \neq 0\}$$

and

$$\sup\{s(\Gamma_{\xi'_K}) \mid (Y(K), \xi'_K) \text{ negatively extends } (Y(K), \xi_K), \text{EH}(Y(K), \xi'_K) \neq 0\},$$

respectively. We note that since 2π -Giroux torsion implies that the EH invariant vanishes (see Ghiggini, Honda and Horn-Morris [11]), all the vanishing invariants are bounded above by $(-2, \text{tb}(K))$

The above definitions can be extended to the transverse category as well via the process of Legendrian approximation. In this case, however, one must restrict the set(s) of allowable extensions to sequences of basic slice attachments, the first of which is the Stipsicz–Vértési attachment. Otherwise, the corresponding definitions are identical.

We immediately obtain the following observation concerning the relationship of the negative vanishing slope to other invariants considered in this paper.

Proposition 1.10 *Let $K \subset (Y, \xi)$ be a null-homologous Legendrian knot with given Seifert framing.*

- (1) *If $\text{EH}(K) \neq 0$, then $\text{Van}^-(K) \geq (0, \text{tb}(K))$.*
- (2) *If any of the invariants $\mathcal{L}(K) = \underline{\text{EH}}(K)$, $\widehat{\mathcal{L}}(K)$ or $\underline{\text{EH}}(K)$ are nonvanishing, then $\text{Var}^-(K) \geq (0, \infty)$. □*

See Section 13 for some explicit computations of the vanishing slope.

1.5 Noncompact 3-manifolds

The work presented here is part of a broader program to develop Heegaard Floer-theoretic invariants for noncompact 3-manifolds with cylindrical ends and a generalized “suture” on the boundary at infinity. These invariants are built in a fashion similar to $\underline{\text{SFH}}(-Y, K)$ above, by taking directed limits over collections of maps induced by natural contact-geometric constructions. In the special case of manifolds with $T^2 \times [0, \infty)$ -ends, a generalized suture is equivalent to a choice of “slope at infinity”, as defined by Tripp [37].

When these techniques are applied to a null-homologous knot complement $Y(K) = \overline{Y} \setminus \nu(K)$, and the slope at infinity is chosen to be meridional to K , the resulting group $\underline{\text{SFH}}(-Y, K)$ is isomorphic to the minus variant of knot Floer homology $\text{HFK}^-(-Y, K)$.

Such generalizations are the subject of future papers.

1.6 Supplementary results and questions

To prove the theorems discussed above, we must establish a number of supplementary results which may be of independent interest. Most notably, we discuss a general

framework which one can apply to effectively and explicitly compute the HKM gluing maps. Additionally, as a corollary of our discussion regarding maps induced by bypass attachments, we obtain an independent proof of Honda's bypass exact triangle [16]; see Section 6.

In Section 13, we provide an example of a Legendrian knot K_1 for which $\text{EH}(K_1) \neq 0$ despite the fact that $\underline{\text{EH}}(K_1) = \mathcal{L}(K_1) = 0$. We further demonstrate the existence of a Legendrian knot K_2 for which $\widehat{\mathcal{L}}(K_2) \neq 0$ while $\underline{\text{EH}}(K) = 0$. The examples K_1 and K_2 are a nonloose Legendrian unknot and trefoil in an overtwisted contact structure on S^3 , respectively. This suggests attention be paid to the following question:

Question 1 *What is the difference in information content between the various Legendrian and transverse invariants defined in the context of Heegaard Floer theory?*

Golla [14] has a beautiful answer to this question for Legendrian knots in the standard contact 3-sphere. Specifically, he shows that, in terms of information content, the HKM invariant of a Legendrian knot K is equivalent to the pair of LOSS invariants $\{\mathcal{L}(K), \mathcal{L}(-K)\}$. That is, $\text{EH}(K)$ determines the pair $\{\mathcal{L}(K), \mathcal{L}(-K)\}$ and vice versa. As mentioned above our examples in Section 13 indicate this is not true in arbitrary contact manifolds.

In a different direction, Lisca and Stipsicz [26] recently showed how to construct a new invariant of Legendrian and transverse knots using contact surgery techniques. Although their construction is substantially different from that presented in this paper, it is similar in the sense that their invariants take values in an (inverse) limit of Heegaard Floer homology groups. Thus, we ask the following question:

Question 2 *What, if any, is the relationship between the inverse limit invariants defined by Lisca and Stipsicz and the directed and inverse limit invariants defined here?*

Organization Part I of the paper gives the definition and properties of the limit sutured homologies and discusses their properties. Specifically, Section 2 provides background on contact geometry and knot and sutured Floer homology. In Section 3, we provide a rigorous definition of the sutured limit homologies and the associated Legendrian/transverse invariant. Part II uses bordered sutured Floer homology to identify the invariants from Part I with their corresponding knot Floer homologies. We begin that part with a review of bordered sutured Floer homology in Section 4 and discuss the algebras associated to parametrized sutured surfaces used in our proofs in Section 5. In Section 6 we use bordered sutured Floer homology to compute the effects

on sutured Floer homology of attaching a bypass to a convex surface and provide a rigorous proof of Honda's "bypass exact triangle" in sutured Floer homology. The following two sections identify our limit invariants with the corresponding knot Floer homologies and the limit Legendrian invariants with the LOSS invariants, respectively. Then, in Sections 9 and 10, we prove various maps between the limit invariants and knot Floer homology can be identified with corresponding maps purely in knot Floer homology. In Section 11, we sketch proofs of the various results concerning sutured inverse limit homology. Having completed our identification of limit invariants with knot Floer homology, in Section 12 we show how to identify natural gradings on sutured limit homology with the classical absolute Alexander and $\mathbb{Z}/2$ Maslov gradings. Finally, in Section 13, examples are presented of Legendrian knots exhibiting interesting behavior from the perspective of the Legendrian and transverse invariants defined herein.

Acknowledgements We would like to thank the Mathematical Sciences Research Institute for their hospitality hosting the authors in the spring of 2010. A significant portion of this work was carried out during the semester on *Symplectic and Contact Geometry and Topology* and on *Homology Theories of Knots and Links*. We would also like to thank the Banff International Research Station for allowing us to participate in the workshop *Interactions Between Contact Symplectic Topology and Gauge Theory in Dimensions 3 and 4*. Zarev was unable to participate in the completion of this paper, so any issues with the exposition are solely the responsibility of Etnyre and Vela-Vick. Etnyre was partially supported by a grant from the Simons Foundation (#342144), The Bell Companies Fellowship Fund and NSF grants DMS-0804820, DMS-1309073 and DMS-1608684. Vela-Vick gratefully acknowledges the support of NSF grant DMS-1249708. Zarev gratefully acknowledges the support of a Simons Postdoctoral Fellowship. Finally, we would like to extend our sincere thanks to the anonymous referee for their many helpful comments and suggestions.

Part I The sutured limit homology package

In this part of the paper, using only sutured Floer homology and contact geometry, we define the sutured limit $\underline{\text{SFH}}(Y, K)$ and sutured inverse limit $\underline{\text{SFH}}(Y, K)$ homologies of a null-homologous knot in a 3-manifold. Together with the sutured Floer homology $\text{SFH}(Y(K), \Gamma_\mu)$ of the knot complement with meridional sutures, these groups are shown to share many of the properties of the knot Floer homology packaged $\text{HFK}^\pm(Y, K)$ and $\widehat{\text{HFK}}(Y, K)$. We also show that, given a Legendrian knot K in a contact manifold (Y, ξ) , there is an invariant $\underline{\text{EH}}_3(K) \in \underline{\text{SFH}}(-Y, K)$ that shares many properties of the LOSS invariant $\mathcal{L}(L) \in \text{HFK}^-(-Y, L)$.

Remark 1.11 It will be clear from our discussion that any homology theory for sutured manifolds that possesses an appropriate “gluing” theorem and contact invariant will lead to limit invariants for knots. See, for example, Baldwin and Sivek’s work defining contact gluing maps in the (sutured) monopole and instanton setting [1; 2].

2 Background

In this section, we review the basic definitions and results used in the first part of the paper to define the sutured limit and inverse limit homologies. We begin by reviewing standard notions in contact geometry, convex surfaces, and Legendrian and transverse knot theory. In the following subsections we recall basic definitions and results from knot Floer homology, sutured Floer homology and invariants of Legendrian and transverse knots.

2.1 Contact geometry

Recall that a *contact structure* on an oriented 3-manifold Y is a 2-plane field ξ satisfying an appropriate nonintegrability condition. In what follows, we assume that our contact structures are always cooriented by a global 1-form α , called a *contact form*. In this case, the nonintegrability condition is equivalent to the statement that $\alpha \wedge d\alpha$ is a volume form defining the given orientation on Y . We refer the reader to [6; 7; 17] for details concerning contact structures, Legendrian and transverse knots, and convex surfaces, but recall below the basic facts we will need.

2.1.1 Convex surfaces and bypass attachments Recall that a surface Σ in a contact manifold (Y, ξ) has an induced singular foliation $T\Sigma \cap \xi$, called the characteristic foliation Σ_ξ , and the characteristic foliation determines ξ in a neighborhood of Σ . The surface Σ is said to be *convex* if there exists a vector field v on Y which is transverse to Σ and whose flow preserves the contact structure ξ . Given such a surface and vector field, the *dividing set* $\Gamma \subset \Sigma$ is the collection of points $\{p \in \Sigma : v_p \in \xi_p\}$.

Dividing sets are so-called because they divide a convex surface Σ into a union of two (possibly disconnected) regions. Orienting Σ so that the vector field is positively transverse to Σ , the regions are called positive or negative according to whether the transverse vector field v along Σ intersects the contact planes positively or negatively.

Convex surfaces have proven tremendously useful in the study of contact structures on 3-manifolds for the following key reasons:

- (1) If Σ is closed or compact with Legendrian boundary (and the twisting of ξ along $\partial\Sigma$ is nonpositive), then, after possibly applying a C^0 -isotopy in a neighborhood of the boundary, Σ is C^∞ -close to a convex surface.

- (2) **Giroux flexibility** Given a convex surface Σ with dividing set Γ , if \mathcal{F} is a singular foliation on Σ that is divided by Γ (see [17] for the precise definition of “divided by” but in practice it means that \mathcal{F} is the characteristic foliation on Σ in some contact structure and Γ is isotopic to a dividing set for the foliation), then we may C^0 -isotope Σ so that its characteristic foliation is \mathcal{F} .
- (3) Since the characteristic foliation of a surface determines the contact structure in a neighborhood of Σ , the contact structure ξ on Y near Σ is *almost* determined by the dividing set Γ .

An important example of the use of Giroux flexibility is for convex tori. Suppose T is a convex torus in (Y, ξ) with dividing set Γ consisting of two parallel curves that split T into two annuli T_+ and T_- . According to Giroux flexibility we can C^0 -isotope T so that its characteristic foliation consists of a two circles worth of singularities, one the core of T_+ and the other the core of T_- . These are called *Legendrian divides*. The rest of the foliation is nonsingular and gives a ruling of T by curves of any preselected slope other than the slope of the dividing curves. These nonsingular leaves are called the *ruling curves*. A torus with such a characteristic foliation will be called a *standard convex torus*.

Let α be an arc contained in a convex surface Σ and suppose that α intersects the dividing set of Σ transversally in three points p_1 , p_2 and p_3 , where p_1 and p_3 are the endpoints of α . A *bypass* along α is a convex disk D with Legendrian boundary such that

- (1) $D \cap \Sigma = \alpha$,
- (2) $\text{tb}(\partial D) = -1$,
- (3) $\partial D = \alpha \cup \beta$,
- (4) $\alpha \cap \beta = \{p_1, p_3\}$ are corners of D and elliptic singularities of D_ξ .

When a bypass is attached to a convex surface Σ , the dividing set on Σ changes in the following predictable way:

Theorem 2.1 (Honda [17]) *Suppose that Σ is an oriented convex surface in (Y, ξ) . The surface Σ locally splits Y into two pieces. Suppose that D is a bypass along α in Σ lying on the positive side of Σ . If $\Sigma \times [0, 1]$ is a small one-sided neighborhood of $\Sigma \cup D$ such that $\Sigma = \Sigma \times \{0\}$, then the dividing curves on $\Sigma \times \{1\}$ are the same as the dividing curves on Σ except in a neighborhood of α , where they change according to Figure 1. The change in the dividing curves if Σ is pushed across a bypass on the negative side of Σ is also shown in the figure.*

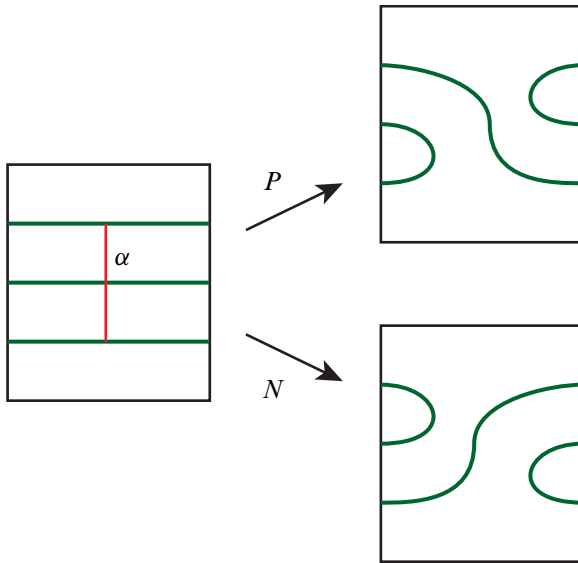


Figure 1: Effect of a bypass attachment along α from the positive side of the surface (top right) and negative side of the surface (bottom right)

2.1.2 Legendrian and transverse knots When studying 3–dimensional contact manifolds (Y, ξ) , it is profitable to focus attention on 1–dimensional subspaces which either lie within or transversely intersect the contact planes. If a knot $K \subset Y$ satisfied $T_p K \subset \xi_p$ for all $p \in K$, we say that K is *Legendrian*. Similarly, if $K \subset Y$ satisfies $T_p K \pitchfork \xi_p$ for all $p \in K$, we say that K is *transverse*. Since our contact structures are always oriented, we further require that each of the intersections between a transverse knot K and the contact structure ξ be positive. Legendrian or transverse knots are said to be isotopic if they are isotopic through Legendrian or transverse knots respectively.

Recall that a Legendrian knot always has a framing coming from the contact structure called the *contact framing*. If L has a preferred framing \mathcal{F} then we can associate an integer, $\text{tw}(L, \mathcal{F})$, to the contact framing. If L is null-homologous and its preferred framing is the Seifert framing then we call the twisting $\text{tw}(L, \mathcal{F})$ the *Thurston–Bennequin invariant* and denote it by $\text{tb}(L)$. In addition, when L is null-homologous and oriented we can define the rotation number $r(L)$ to be minus the Euler number of ξ restricted to a Seifert surface, relative to an oriented vector field in ξ along L . (This number depends on the class $[\Sigma] \in H_2(Y, L)$, and is only well defined modulo n , where n is the generator of the image of the Euler class of ξ in \mathbb{Z} .)

It is well known—see [7]—that any two Legendrian knots have contactomorphic neighborhoods. Thus, studying a model situation one can see that, given a Legendrian knot L , there is a neighborhood of L with convex boundary having two dividing

curves of slope $\text{tb}(L)$. If the boundary of this neighborhood is in standard form with any ruling slope then we say this is a *standard neighborhood* of L . We also recall that any solid torus N in a contact manifold (Y, ξ) with convex boundary having two dividing curves of slope n and standard form on the boundary and for which $\xi|_N$ is tight is a standard neighborhood of a unique Legendrian knot L in $N \subset M$ up to isotopy. Thus, studying Legendrian knots in a given knot type in (Y, ξ) is equivalent to studying such solid tori that represent the given knot type.

Given an oriented Legendrian knot K , one can produce new Legendrian knots $S_+(K)$ and $S_-(K)$ in the same knot type by applying operations called positive and negative stabilization, respectively. These operations, performed in a standard neighborhood of a point on L are depicted in Figure 2. We will discuss the relation between stabilization and standard neighborhoods of Legendrian knots in the next subsection.

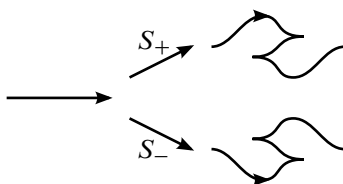


Figure 2: Positive and negative Legendrian stabilizations

Given a Legendrian knot K , one can produce a canonical transverse knot nearby to K , called the transverse pushoff of K . If T is a transverse knot, we say that K_T is a Legendrian approximation of T if the transverse pushoff of K_T is T . For a given transverse knot, there are typically infinitely many distinct Legendrian approximations of T . However, each of these infinitely many distinct Legendrian approximations are related to one another by sequences of negative stabilizations. Thus, these two constructions are inverses to one another, up to the ambiguity involved in choosing a Legendrian approximation of a given transverse knot (see [5; 7]).

2.1.3 Contact structures on thickened tori Before discussing contact structures on $T^2 \times [0, 1]$ we first discuss curves on T^2 . Choosing a product structure on T^2 we may identify (unoriented) essential curves on T^2 with the rational numbers union infinity so that $S^1 \times \{\text{pt}\}$ is the ∞ -curve and $\{\text{pt}\} \times S^1$ is the 0 -curve. It will be useful to compactify \mathbb{R} to S^1 and think of the added point as being both ∞ and $-\infty$. Having done this the essential curves on T^2 are represented by the rational points union infinity on S^1 . Recall that two curves form an integral basis for $H^1(T^2; \mathbb{Z})$ if and only if they can be isotoped to intersect exactly once. In terms of the rational numbers p_0/q_0 and p_1/q_1 associated to the curves, they will form an integral basis if and only if $p_0q_1 - q_1p_0 = \pm 1$.

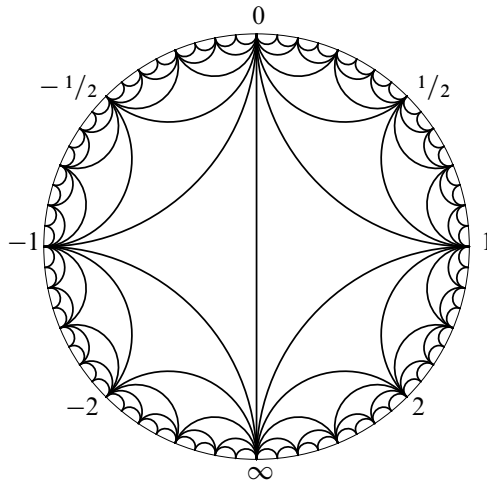


Figure 3: The Farey tessellation oriented for use with our convention of slopes

We can encode these ideas in the Farey tessellation; see Figure 3. Let D be the unit disk in the complex plane. Label the complex number i by 0 and $-i$ by $\pm\infty$ and connect them with a geodesic in D (where we give D the standard hyperbolic metric). Label 1 by 1 and connect it to the points labeled 0 and $\pm\infty$ by geodesics. We will now inductively label the points on ∂D with positive real part. Given an interval on ∂D with positive real part and endpoints two adjacent points that have been labeled by p_0/q_0 and p_1/q_1 , label its midpoint by $(p_0 + p_1)/(q_0 + q_1)$ and connect it to the endpoints of the interval by geodesics. (Here we think of 0 as $\frac{0}{1}$ and ∞ as $\frac{1}{0}$.) We can similarly label points on ∂D with negative real part (except here we must think of 0 as $\frac{0}{1}$ and ∞ as $-\frac{1}{0}$). This procedure will assign all the rational numbers to points on ∂D and they will appear in order, that is if $a > b$ then a will be in the region that is clockwise of b and counterclockwise of ∞ . Moreover, the edges will not intersect and two points will be connected by an edge if and only if they correspond to curves that form an integral basis for $H_1(T^2; \mathbb{Z})$.

Turning to contact structures, let Γ_i be two parallel curves on T^2 with slope s_i for $i = 0, 1$. Given a contact structure ξ on $T^2 \times [0, 1]$ with convex boundary having dividing curves Γ_i on $T^2 \times \{i\}$ for $i = 0, 1$, we say ξ is *minimally twisting* if any other convex torus T in $T^2 \times [0, 1]$ that is isotopic to the boundary has dividing slope clockwise of s_0 and counterclockwise of s_1 . (Note that a minimally twisting contact structure is necessarily tight.) Recall that the classification of contact structures on thickened tori implies that given any slope that lies clockwise of s_0 and counterclockwise of s_1 is the dividing slope for some convex torus, thus the minimally twisting condition says that the only convex tori are the ones that must be there.

A *basic slice* is a tight, minimally twisting tight contact structure on $T^2 \times [0, 1]$ for which each boundary component is convex with Γ_i being the dividing set on $T^2 \times \{i\}$, Γ_i consisting of two curves of slope p_i/q_i and $p_0q_1 - p_1q_0 = \pm 1$.

According to [12; 17] there are precisely two basic slices for any given dividing curves (once the characteristic foliations on the boundary are arranged to be the same), called positive and negative. We denote them by $\xi_{p_0/q_0, p_1/q_1}^\pm$. They are distinguished by their relative Euler class, but are the same up to contactomorphism. Moreover there is a diffeomorphism taking any basic slice to another. The following theorem relates basic slices to bypass attachments:

Theorem 2.2 (Honda [17]) *Let $(T^2 \times [0, 1], \xi_{-1,0}^+)$ and $(T^2 \times [0, 1], \xi_{-1,0}^-)$ be positive and negative basic slices, respectively, with dividing slopes -1 and 0 . The contact structures $\xi_{-1,0}^+$ and $\xi_{-1,0}^-$ are obtained from an invariant neighborhood of $T^2 \times \{1\}$ by attaching a bypass layer (on the back) along the curves γ_+ and γ_- , respectively, shown in Figure 4.*

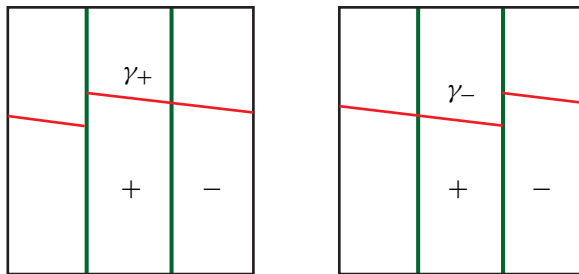


Figure 4: The bypass attachments for the positive and negative basic slice

We now recall part of the classification of minimally twisting contact structures on $T^2 \times [0, 1]$ that we will need below (for details see [17]).

- (1) Given a minimally twisting contact structure on $T^2 \times [0, 1]$ with standard convex boundary having dividing slope s_i on $T^2 \times i$ for $i = 0, 1$, there corresponds a minimal path in the Farey tessellation that goes from s_0 clockwise to s_1 and signs on each edge in the path.
- (2) Given the contact structure above, any slope s in the interval clockwise of s_0 and counterclockwise of s_1 can be realized as the dividing slope on some convex torus.
- (3) Given a minimal path in the Farey tessellation between two numbers s_0 and s_1 and any assignment of signs to the edges in the path, there is a unique minimally

twisting contact structure realizing that path. (Different assignments of signs can correspond to the same contact structure; see [17].)

- (4) Given a nonminimal path in the Farey tessellation between two numbers s_0 and s_1 and an assignment of signs to the edges, it will correspond to a tight (and minimally twisting) contact structure if and only if it can be shortened to a minimal path, otherwise it corresponds to an overtwisted contact structure. A path can be shortened if there are two edges in the path which can be replaced by a third edge and the edges have the same sign; then, in the shortening, the third edge is assigned the sign of the two edges it replaces.

We briefly note that each edge in the Farey tessellation corresponds to a basic slice. So the above results basically say that a contact structure on $T^2 \times [0, 1]$ can be factored into basic slices and when you “glue” two basic slices together you get a minimally twisting contact structure unless the basic slices have different signs and correspond to a path that can be shortened.

We now establish some important notation used in the following section to define our limit invariants. Using the product structure above on T^2 we write B_i^\pm for the basic slice $(T^2 \times [0, 1], \xi_{-i, -i+1}^\pm)$ and A_i^\pm for $(T^2 \times [0, 1], \xi_{-\infty, -i}^\pm)$. Let $(T^2 \times [0, 1], \xi_{i, \infty}^\pm)$ be denoted by A_i^\pm ; and finally, for $i > j$, let $C_{i,j}^\pm$ denote the contact manifold $T^2 \times [0, 1]$ corresponding to the minimal path in the Farey tessellation from $-i$ to $-j$ with all signs being \pm . We note that according to the classification results discussed above we have the following facts:

Proposition 2.3 *We have these relations between contact structures on $T^2 \times [0, 1]$. In each case, the two boundary components having the same slope are glued together.*

- (1) *The contact manifold $A_i^\pm \cup C_{i,0}^\pm$ is contactomorphic to A_0^\pm .*
- (2) *For $i > k > j$, the contact manifold $C_{i,k}^\pm \cup C_{k,j}^\pm$ is contactomorphic to $C_{i,j}^\pm$.*
- (3) *The contact manifold $B_i^\pm \cup B_{i+1}^\mp$ is contactomorphic to the contact structure $B_i^\mp \cup B_{i+1}^\pm$. (This does not directly follow from the classification results above but is essentially the ambiguity mentioned in item (3) above; see [17].)*
- (4) *The contact manifold $A_i^\pm \cup C_{i,0}^\mp$ is overtwisted.*
- (5) *The contact manifold $A_i^\pm \cup B_i^\pm$ is contactomorphic to A_{i-1}^\pm .*
- (6) *The contact manifold $A_i^\pm \cup B_i^\mp$ is tight and minimally twisting.*

Remark 2.4 Turning the first observation around, there is a sequence of tori T_i for $i = 0, 1, \dots$ in A_0^- such that T_i is a standard convex torus (isotopic to the boundary of A_0^-) with dividing slope $-i$ such that T_i cuts A_0^- into two pieces, namely A_i^- and $C_{i,0}^-$. Moreover, for $j > i$ the torus T_j is contained in the A_i^- component of the complement of T_i .

We have analogous results for \tilde{A}_0^- . Specifically, in \tilde{A}_0^- there is a sequence of tori \tilde{T}_i for $i = 0, 1, \dots$ such that \tilde{T}_i is a standard convex torus (isotopic to the boundary of \tilde{A}_0^-) with dividing slope i such that \tilde{T}_i cuts \tilde{A}_0^- into two pieces, namely \tilde{A}_i^- and $C_{0,-i}^-$. Moreover for $j > i$ the torus \tilde{T}_j is contained in the \tilde{A}_i^- component of the complement of \tilde{T}_i .

From the perspective of Legendrian and transverse knot theory we have the following result:

Theorem 2.5 (Etnyre and Honda [7]) *Let $L \subset (Y, \xi)$ be a Legendrian knot and identify the boundary of its complement with T^2 so that the meridional curve has slope ∞ and the longitude given by the contact framing has slope 0. Now let N be a standard neighborhood of L , with L_+ and L_- its positive and negative stabilizations inside N and N_{\pm} standard neighborhoods of L_{\pm} inside N . The contact manifold $\overline{N \setminus N_{\pm}}$ is contactomorphic to B_1^{\pm} (and $C_{0,1}^{\pm}$). In particular the (closure of the) complement of the standard neighborhoods of L_+ and L_- are obtained from the (closure of the) complement of the standard neighborhood of L by a positive and negative basic slice attachment respectively.*

2.1.4 Open book decompositions In recent years, the primary tool used to study contact structures on 3-manifolds has been Giroux's correspondence [13]. An *open book decomposition* of a 3-manifold Y is a pair (B, π) consisting of an oriented, fibered link $B \subset Y$, together with a fibration of the complement $\pi: (Y - B) \rightarrow S^1$ by surfaces whose oriented boundary is B . An open book (B, π) is said to be compatible with a contact structure ξ if B is positively transverse to the contact planes and there exists a contact form α for ξ so that $d\alpha$ restricts to an area form on the fibers $S_{\theta} = \pi^{-1}(\theta)$.

It was shown by Thurston and Winkelnkemper [36] that, given an open book, (B, π) , one can always produce a compatible contact structure. Giroux [13] showed that two contact structures which are compatible with the same open book are, in fact, isotopic. He further showed that two open books which are compatible with the same contact structure are related by a sequence of "positive stabilizations", that is, plumbing with positive Hopf bands. In other words, Giroux proved the following result:

Theorem 2.6 (Giroux [13]) *There exists a one-to-one correspondence between the set of isotopy classes of contact structures supported by a 3-manifold Y and the set of open book decompositions of Y up to positive stabilization.*

One can alternatively specify an open book decomposition (B, π) of a 3-manifold Y by specifying a pair (S, ϕ) consisting of a fiber surface S and a monodromy map $\phi: S \rightarrow S$ corresponding to the fibration $\pi: (Y - B) \rightarrow S^1$ (note that $\phi|_{\partial S} = \text{Id}$).

The data (S, ϕ) is called an *abstract open book*, and determines an open book (B, π) on the 3-manifold obtained via the appropriate mapping cylinder construction, but only up to diffeomorphism.

2.2 Knot Floer homology

The Heegaard Floer package possesses a specialization to knots and links known commonly as *knot Floer homology*. This specialization was defined independently by Ozsváth and Szabó [29] and by Rasmussen [33]. In what follows, we review some basic definitions. The interested reader is encouraged to read the original papers [29; 33] for a more complete and elementary treatment. We work with coefficients in $\mathbb{F} = \mathbb{Z}/2$ throughout the remainder of the paper.

If $K \subset Y$ is a knot, a doubly pointed Heegaard diagram for K consists of an ordered tuple $\mathcal{H} = (\Sigma, \alpha, \beta, z, w)$. We require that the Heegaard diagram (Σ, α, β) specifies the 3-manifold Y and that the knot K is obtained as follows. Choose oriented, embedded arcs γ_α in $\Sigma \setminus \alpha$ and γ_β in $\Sigma \setminus \beta$ connecting the basepoint z to w and w to z , respectively. Now, form pushoffs γ_α and γ_β by pushing the interior of these arcs into the α and β handlebodies, respectively. The knot is then the union $K = \gamma_\alpha \cup \gamma_\beta$ of the two curves.

To such a doubly pointed diagram \mathcal{H} , Ozsváth and Szabó associate a chain complex $\text{CFK}^\infty(\mathcal{H})$, which is freely generated as an $\mathbb{F}[U, U^{-1}]$ -module by the intersections of the tori $\mathbb{T}_\alpha = \alpha_1 \times \cdots \times \alpha_g$ and $\mathbb{T}_\beta = \beta_1 \times \cdots \times \beta_g$ inside the symmetric product $\text{Sym}^g(\Sigma)$. Given a pair of intersections $\mathbf{x}, \mathbf{y} \in \mathbb{T}_\alpha \cap \mathbb{T}_\beta$, a Whitney disk $\phi \in \pi_2(\mathbf{x}, \mathbf{y})$ connecting them and a generic path of almost complex structures on $\text{Sym}^g(\Sigma)$, we denote the moduli space of pseudoholomorphic representatives of ϕ by $\mathcal{M}(\phi)$. It has expected dimension given by the Maslov index $\mu(\phi)$ and possesses a natural \mathbb{R} -action given by translation. We denote the quotient of $\mathcal{M}(\phi)$ under the \mathbb{R} -action by $\widehat{\mathcal{M}}(\phi)$. If $p \in \Sigma \setminus (\alpha \cup \beta)$, then we denote by $n_p(\phi)$ the intersection number of ϕ with the subvariety $V_p = \{p\} \times \text{Sym}^{g-1}(\Sigma)$.

We define the differential

$$\partial^\infty: \text{CFK}^\infty(\mathcal{H}) \rightarrow \text{CFK}^\infty(\mathcal{H})$$

on generators via

$$\partial^\infty(\mathbf{x}) = \sum_{\mathbf{y} \in \mathbb{T}_\alpha \cap \mathbb{T}_\beta} \sum_{\substack{\phi \in \pi_2(\mathbf{x}, \mathbf{y}) \\ \mu(\phi)=1}} \# \widehat{\mathcal{M}}(\phi) \cdot U^{n_w(\phi)} \mathbf{y}.$$

For a knot K in a 3-manifold Y with $b_1 = 0$, the complex $(\text{CFK}^\infty(\mathcal{H}), \partial^\infty)$ comes equipped with two natural gradings. The *Maslov* (homological) grading, which is an

absolute \mathbb{Q} -grading, is specified up to an overall shift by the formula

$$M(\mathbf{x}) - M(\mathbf{y}) = \mu(\phi) - 2n_w(\phi)$$

for $\mathbf{x}, \mathbf{y} \in \mathbb{T}_\alpha \cap \mathbb{T}_\beta$ and any $\phi \in \pi_2(\mathbf{x}, \mathbf{y})$, and the requirement that multiplication by U drop the Maslov grading by two. The Alexander grading is again an absolute \mathbb{Q} -grading, specified up to an overall shift by the formula

$$A(\mathbf{x}) - A(\mathbf{y}) = n_z(\phi) - n_w(\phi),$$

and the requirement that multiplication by U drop the Alexander grading by one.

From these formulae, we see that the differential ∂^∞ decreases the Maslov grading by one and is \mathbb{Z} -filtered with respect to the Alexander grading; $A(\partial^\infty(\mathbf{x})) \leq A(\mathbf{x})$ for any $\mathbf{x} \in \mathbb{T}_\alpha \cap \mathbb{T}_\beta$. There is an additional \mathbb{Z} -filtration on $(\text{CFK}^\infty(\mathcal{H}), \partial^\infty)$ obtained by recording the U -exponent multiplying a given generator $\mathbf{x} \in \mathbb{T}_\alpha \cap \mathbb{T}_\beta$.

By positivity of intersection, $n_w(\phi)$ is always nonnegative, so the $\mathbb{Z}[U]$ -module $\text{CFK}^-(\mathcal{H}) \subset \text{CFK}^\infty(\mathcal{H})$ freely generated by the intersections of the tori \mathbb{T}_α and \mathbb{T}_β inside the symmetric product $\text{Sym}^g(\Sigma)$ is a subcomplex of $\text{CFK}^\infty(\mathcal{H})$. We denote the restriction of ∂^∞ to $\text{CFK}^-(\mathcal{H})$ by ∂^- . We additionally denote by $(\text{CFK}^+(\mathcal{H}), \partial^+)$ the quotient complex.

Theorem 2.7 (Ozsváth and Szabó [29], Rasmussen [33]) *Let K be a null-homologous knot in a 3-manifold Y with $b_1 = 0$, and \mathcal{H} a doubly pointed Heegaard diagram for the pair (Y, K) . Then the \mathbb{Q} -graded, $\mathbb{Z} \oplus \mathbb{Z}$ -filtered chain homotopy types of the complexes $(\text{CFK}^\infty(\mathcal{H}), \partial^\infty)$, $(\text{CFK}^-(\mathcal{H}), \partial^-)$ and $(\text{CFK}^+(\mathcal{H}), \partial^+)$ are invariants of (Y, K) .*

One typically works with the associated graded objects with respect to the Alexander filtration. On the level of complexes, this is equivalent to adding the condition $n_z(\phi) = 0$ to the definitions of the differentials on CFK^∞ , CFK^- and CFK^+ . It is convenient to denote these differentials by ∂_K^∞ , ∂_K^- and ∂_K^+ , respectively. The homologies of these complexes give various types of knot Floer homology. It is customary to write them as

$$\text{HFK}^\infty(Y, K), \quad \text{HFK}^-(Y, K) \quad \text{and} \quad \text{HFK}^+(Y, K).$$

Setting the formal variable U equal to zero in $(\text{CFK}^-(\mathcal{H}), \partial^-)$, we obtain the \mathbb{Q} -graded, \mathbb{Z} -filtered complex $(\widehat{\text{CFK}}(\mathcal{H}), \widehat{\partial})$. Taking the homology of the associated graded object with respect to this filtration yields the hat version of knot Floer homology

$$\widehat{\text{HFK}}(Y, K).$$

The projection $p: (\text{CFK}^-(\mathcal{H}), \partial^-) \rightarrow (\widehat{\text{CFK}}(\mathcal{H}), \widehat{\partial})$ obtained by setting $U = 0$ gives rise to a natural map on homology

$$p_*: \text{HFK}^-(Y, K) \rightarrow \widehat{\text{HFK}}(Y, K).$$

In a similar spirit, setting the formal variable U equal to the identity gives a projection $\pi: (\text{CFK}^-(\mathcal{H}), \partial_{\overline{K}}^-) \rightarrow (\widehat{\text{CF}}(Y), \widehat{\partial})$, inducing a map

$$\pi_*: \text{HFK}^-(Y, K) \rightarrow \widehat{\text{HF}}(Y)$$

from the minus version of knot Floer homology to the hat version of the Heegaard Floer theory for the ambient 3-manifold.

We can also identify $(\widehat{\text{CFK}}(\mathcal{H}), \widehat{\partial})$ as the kernel of the U map on $(\text{CFK}^+(\mathcal{H}), \partial^+)$. Thus the inclusion induces a natural map on homology

$$\iota_*: \widehat{\text{HFK}}(Y, K) \rightarrow \text{HFK}^+(Y, K).$$

2.3 The Lisca–Ozsváth–Stipsicz–Szabó invariant

There is an invariant of Legendrian knots which takes values in knot Floer homology. Let $L \subset (Y, \xi)$ be a Legendrian knot in the knot type K . Lisca, Ozsváth, Stipsicz and Szabó [25] defined invariants

$$\mathcal{L}(L) \in \text{HFK}^-(Y, L) \quad \text{and} \quad \widehat{\mathcal{L}}(L) \in \widehat{\text{HFK}}(Y, L).$$

Their invariants are constructed in a manner reminiscent of Honda, Kazez and Maticić's construction of the usual contact invariant in Heegaard Floer homology. Since it will be useful in what follows, we recall the construction from [25].

Given a Legendrian knot $L \subset (Y, \xi)$, we choose an open book decomposition (B, π) of (Y, ξ) which contains the knot L on a page S of (B, π) . We can assume without loss of generality that this page is given by $S = S_{1/2}$, and that L is nontrivial in the homology of S .

Now choose a basis $\{a_0, \dots, a_k\}$ for S so that L is intersected only by the arc a_0 , and does so transversally in a single point. Next, apply small isotopies to the a_i to obtain a collection of arcs $\{b_0, \dots, b_k\}$. We require that the endpoints of b_i be obtained from those of those of a_i by shifting along the orientation of ∂S , and that each b_i intersects a_i in a single transverse point $x_i = a_i \cap b_i$ (see Figure 5).

A doubly pointed Heegaard diagram for the pair $(-Y, L)$ can now be constructed as follows. The diagram itself is specified by

$$(\Sigma, \boldsymbol{\beta}, \boldsymbol{\alpha}) = (S_{1/2} \cup -S_0, (b_i \cup \phi(b_i)), (a_i \cup a_i)),$$

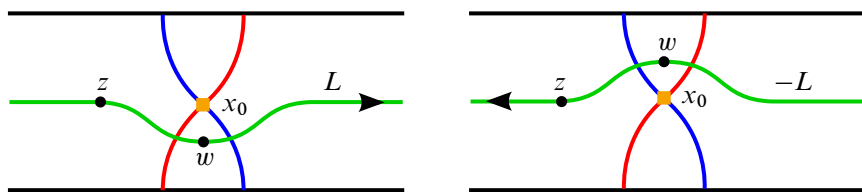


Figure 5: Construction of the LOSS invariant

where $\phi: S \rightarrow S$ is the monodromy map of the fibration (B, π) and the arcs $\phi(b_i)$ and the second a_i above sit on the page $-S_0$. The basepoint z is placed on the page $S_{1/2}$, away from the thin strips of isotopy between the a_i and b_i . The second basepoint w is placed inside the thin strip between a_0 and b_0 , as shown in Figure 5. The two possible choices for the placement of w correspond to the two possible choices of orientation for the Legendrian knot L .

Definition 2.8 Let $L \subset (Y, \xi)$ be a Legendrian knot and let $(\Sigma, \beta, \alpha, z, w)$ be a Heegaard diagram adapted to L constructed as above. The invariants $\mathcal{L}(L)$ and $\widehat{\mathcal{L}}(L)$ are defined to be

$$\mathcal{L}(L) := [(x_0, \dots, x_k)] \in \text{HFK}^-(-Y, L),$$

$$\widehat{\mathcal{L}}(L) := [(x_0, \dots, x_k)] \in \widehat{\text{HFK}}(-Y, L).$$

It was shown in [25] that $\mathcal{L}(L)$ and $\widehat{\mathcal{L}}(L)$ enjoy a number of useful properties, some of which are the following:

- (1) Under the map $\text{HFK}^-(-Y, L) \rightarrow \widehat{\text{HFK}}(-Y, L)$ induced by setting $U = 0$ at the chain level, $\mathcal{L}(L)$ is sent to $\widehat{\mathcal{L}}(L)$.
- (2) Under the map $\text{HFK}^-(-Y, L) \rightarrow \widehat{\text{HF}}(-Y)$ induced by setting $U = 1$ at the chain level, $\mathcal{L}(L)$ is sent to $\text{EH}(Y, \xi)$, the contact invariant of the ambient space.
- (3) If the complement of L is overtwisted (see [25]) or has positive Giroux torsion (see [38]), then both $\mathcal{L}(L)$ and $\widehat{\mathcal{L}}(L)$ vanish.
- (4) If (Y, ξ) has nonvanishing contact invariant, then $\mathcal{L}(L)$ is nonvanishing for every Legendrian $L \subset (Y, \xi)$.

In addition, we have the following interesting property:

Theorem 2.9 (Lisca, Ozsváth, Stipsicz and Szabó [25]) *The invariants \mathcal{L} and $\widehat{\mathcal{L}}$ behave as follows under stabilization: If L is a Legendrian knot and L_- is its negative stabilization, then*

$$\mathcal{L}(L_-) = \mathcal{L}(L) \quad \text{and} \quad \widehat{\mathcal{L}}(L_-) = \widehat{\mathcal{L}}(L).$$

Similarly, if L_+ is the positive stabilization of a Legendrian knot L , then

$$\mathcal{L}(L_+) = U \cdot \mathcal{L}(L) \quad \text{and} \quad \widehat{\mathcal{L}}(L_+) = 0.$$

It immediately follows from [Theorem 2.9](#) that \mathcal{L} and $\widehat{\mathcal{L}}$ define transverse invariants as well. If K is a transverse knot and L is a Legendrian approximation of K , define

$$\mathcal{T}(K) := \mathcal{L}(L) \quad \text{and} \quad \widehat{\mathcal{T}}(K) := \widehat{\mathcal{L}}(L).$$

2.4 Sutured Floer homology

Recall that a sutured manifold (Y, Γ) , with annular sutures, is a manifold Y together with a collection of oriented simple closed curves Γ on ∂Y such that each component of ∂Y contains at least one curve in Γ and $\partial Y \setminus \Gamma$ consists of two surfaces ∂Y_+ and ∂Y_- such that Γ is the oriented boundary of ∂Y_+ and $-\Gamma$ is the oriented boundary of ∂Y_- . We say that (Y, Γ) is balanced if ∂Y_+ and ∂Y_- have the same Euler characteristic. If each component S of ∂Y satisfies $\chi(S_+) = \chi(S_-)$ then (Y, Γ) is called strongly balanced. (For manifolds with connected boundary this is of course the same as being balanced.)

Juhász [21] showed how to associate to a balanced sutured manifold (Y, Γ) the sutured Heegaard Floer homology groups $\text{SFH}(Y, \Gamma)$. We will see a generalization of this in [Section 4](#) below, so we will not give the details of the construction of $\text{SFH}(Y, \Gamma)$ here, but merely recall facts relevant to the definition of our limit sutured homology and its properties. In addition we note that, as in ordinary Heegaard Floer theory, the chain groups are generated by the intersection of tori coming from the curves used in a Heegaard diagram for (Y, Γ) . The first two results we need relate the sutured Floer theory to previous flavors of Heegaard Floer homology.

Theorem 2.10 (Juhász [21]) *Let Y be a closed 3-manifold and denote by $Y(1)$ the sutured manifold obtained from Y by deleting an open ball and placing a single suture on the resulting 2-sphere boundary. Then there exists an isomorphism*

$$\text{SFH}(Y(1)) \rightarrow \widehat{\text{HF}}(Y).$$

Theorem 2.11 [21] *Let K be a knot in a closed 3-manifold Y and denote by $Y(K)$ the complement of an open tubular neighborhood of K in Y . Let Γ_μ be two disjoint, oppositely oriented meridional sutures on $\partial Y(K)$. Then there is an isomorphism*

$$\text{SFH}(Y(K), \Gamma_\mu) \rightarrow \widehat{\text{HFK}}(Y, K).$$

2.5 Relative $\text{Spin}^{\mathbb{C}}$ structures and gradings

Here, we discuss how to put a grading on the sutured Floer homology groups using relative $\text{Spin}^{\mathbb{C}}$ structures [22] and, in the case where the sutured manifold comes from a null-homologous knot complement (with meridional sutures), we can see that this grading and Theorem 2.11 can be used to recover the Alexander grading on knot Floer homology.

2.5.1 Relative $\text{Spin}^{\mathbb{C}}$ structures Given a manifold Y with boundary, choose a nonzero vector field v_0 in TY along ∂Y . We can define the relative $\text{Spin}^{\mathbb{C}}$ structures on Y to be is the set of homology classes of nonzero vector field on Y that restrict to v_0 on ∂Y . We say two nonzero vector fields are homologous if they are homotopic in the complement of a 3–ball in the interior of Y . Notice that if v'_0 is another nonzero vector field along ∂Y that is homotopic to v_0 through nonzero vector fields then we can use the homotopy to identify the relative $\text{Spin}^{\mathbb{C}}$ structures defined by v_0 and those defined by v'_0 and, if we restrict attention to a contractible set of choices for v_0 , then these identifications are canonical.

Consider a sutured manifold (Y, Γ) . In [22] relative $\text{Spin}^{\mathbb{C}}$ structures were defined by choosing a vector field v_0 that points out of Y along ∂Y_+ and into Y along ∂Y_- (and is tangent to ∂Y along Γ and pointing into ∂Y_+). The set of relative $\text{Spin}^{\mathbb{C}}$ structures on (Y, Γ) defined using such a v_0 is denoted by $\text{Spin}^{\mathbb{C}}(Y, \Gamma)$ and is well defined independent of v_0 since the possible choices for v_0 form a contractible set.

There is the standard map from the generators of the sutured homology chain groups to $\text{Spin}^{\mathbb{C}}$ structures

$$\mathfrak{s}: \mathbb{T}_\alpha \cap \mathbb{T}_\beta \rightarrow \text{Spin}^{\mathbb{C}}(Y, \Gamma),$$

defined by using the intersections corresponding to points in $\mathbb{T}_\alpha \cap \mathbb{T}_\beta$ to pair the critical points of a Morse function corresponding to the chosen Heegaard diagram used to compute the sutured Floer homology. The sutured Floer homology groups can be decomposed by $\text{Spin}^{\mathbb{C}}$ structure:

$$\text{SFH}(Y, \Gamma) = \bigoplus_{\mathfrak{s} \in \text{Spin}^{\mathbb{C}}(Y, \Gamma)} \text{SFH}(Y, \Gamma, \mathfrak{s}).$$

Given a vector field v representing an element $\mathfrak{s} \in \text{Spin}^{\mathbb{C}}(Y, \Gamma)$ let v^\perp denote the orthogonal complement of v (using some fixed auxiliary metric). In this case v_0^\perp is necessarily a trivial plane field along ∂Y [22], so there is a nonzero section which we denote t_0 . We can then define the Euler class $c_1(\mathfrak{s}, t_0) \in H^2(Y, \partial Y; \mathbb{Z})$ of \mathfrak{s} relative to t_0 as the obstruction to extending t_0 to a nonzero section of v^\perp .

Notice that the plane field v_0^\perp is transverse to Γ . More generally, we can homotope v_0 so that the plane field v_0^\perp intersected with $T\partial Y$ induces any characteristic foliation

for a convex surface divided by Γ . (Note we are not bringing contact geometry into the picture yet, just indicating the flexibility we have in choosing v_0 and noting this will be a convenient choice later.)

When (Y, Γ) is a sutured manifold with torus boundary and Γ consists of two parallel curves then we can always choose a v_0 so that v_0^\perp induces a standard foliation on the boundary (that is, it agrees with the standard characteristic foliation on a torus described in Section 2.1.3). Given this situation we can take a section t_0 of v_0^\perp that is tangent to the ruling curves to define $c_1(\xi, t_0)$. One may easily check (cf [17, Lemma 4.6]) that the class $c_1(\xi, t_0) \in H^2(Y, \partial Y; \mathbb{Z})$ is independent of the ruling slope on ∂Y .

2.5.2 Convex surfaces and relative $\text{Spin}^{\mathbb{C}}$ structures We now extend our discussion of relative $\text{Spin}^{\mathbb{C}}$ structure from above so that they are better suited for contact geometry. In a sutured manifold (Y, Γ) , notice that the set of vector fields v_0 that are positively transverse to ∂Y_+ , negatively transverse to ∂Y_- , and positively tangent to Γ in $T\partial Y$, is contractible. So we could use any such v_0 to define relative $\text{Spin}^{\mathbb{C}}$ structures of (Y, Γ) instead of the ones used above. Moreover, a homotopy supported near Γ will take one of these vector fields to one of those from Section 2.5.1 and vice versa. Thus when defining relative $\text{Spin}^{\mathbb{C}}$ structures on (Y, Γ) we are free to use either type of vector field along ∂Y .

Notice that the plane field v_0^\perp is transverse to Γ . More generally, we can homotope v_0 so that the plane field v_0^\perp intersected with $T\partial Y$ induces any characteristic foliation for a convex surface divided by Γ . (Note we are not bringing contact geometry into the picture yet, just indicating the flexibility we have in choosing v_0 .)

When (Y, Γ) is a sutured manifold with torus boundary and Γ consists of two parallel curves then we can always choose a v_0 so that v_0^\perp induces a standard foliation on the boundary (that is, it agrees with the standard characteristic foliation on a torus described in Section 2.1.3). Given this situation we can take a section t_0 of v_0^\perp that is tangent to the ruling curves to define $c_1(\xi, t_0)$. One may easily check (cf [17, Lemma 4.6]) that the class $c_1(\xi, t_0) \in H^2(Y, \partial Y; \mathbb{Z})$ is independent of the ruling slope on ∂Y .

We discuss a particular case of the relative Euler classes that will be useful in our construction. Recall from Section 2.1.3 the basic slice A_i^\pm has dividing slope ∞ on the back torus and slope $-i$ on the front torus. One may easily compute (or consult [17, Section 4.7.1]) that the relative Euler class $c_1(\xi, t_0)$ is the Poincaré dual of $\mp[(-i+1)\mu + \lambda]$. Similarly the relative Euler class for \tilde{A}_i^\pm is the Poincaré dual of $\pm[(i-1)\mu + \lambda]$.

More generally, one can compute that the relative Euler class of the contact structure on $C_{j,i}^\pm$ (see Section 2.1.3 to recall this notation) is the Poincaré dual of $\pm(i-j)\mu$.

2.5.3 Knot complements and the Alexander grading We now consider the case of knot complements. Suppose that $K \subset Y$ is a null-homologous knot and let F be a Seifert surface for K . To the pair (Y, K) , we associate the compact sutured manifold $(Y(K), \Gamma_\mu)$ as discussed above, where $Y(K)$ is the complement of an open tubular neighborhood of K and Γ_μ consists of a pair of oppositely oriented meridional sutures on $\partial Y(K)$.

The set of relative $\text{Spin}^{\mathbb{C}}$ structures on $(Y(K), \Gamma_\mu)$ is naturally an affine space over $H^2(Y(K), \partial Y(K))$.

Choosing an orientation on the knot K , we have the natural map

$$i^*: H^2(Y(K), \partial Y(K); \mathbb{Z}) \rightarrow H^2(Y; \mathbb{Z}),$$

induced by Poincaré duality and the inclusion of $Y(K)$ into Y . Given a relative $\text{Spin}^{\mathbb{C}}$ structure on $(Y(K), \Gamma_K)$, Ozsváth and Szabó show in [30, Sections 2.2 and 2.4] how to extend this relative $\text{Spin}^{\mathbb{C}}$ structure to a $\text{Spin}^{\mathbb{C}}$ structure on Y .¹ Thus, we obtain the natural map

$$G_{Y,K}: \text{Spin}^{\mathbb{C}}(Y(K), \Gamma_\mu) \rightarrow \text{Spin}^{\mathbb{C}}(Y),$$

which is equivariant with respect to the actions of $H^2(Y(K), \partial Y(K))$ and $H^2(Y)$ on $\text{Spin}^{\mathbb{C}}(Y(K), \Gamma_\mu)$ and $\text{Spin}^{\mathbb{C}}(Y)$, respectively.

Let $[F, \partial F]$ be the homology class of a Seifert surface in $H^2(Y(K), \partial Y(K); \mathbb{Z})$ for the null-homologous (oriented) knot $K \subset Y$, and let $\mathfrak{s} \in \text{Spin}^{\mathbb{C}}(Y(K), \Gamma_K)$ be a relative $\text{Spin}^{\mathbb{C}}$ structure. To define the relative $\text{Spin}^{\mathbb{C}}$ structure we fix a standard singular foliation on the torus $\partial Y(K)$ as discussed in the previous section and also fix a nonzero section t_μ along the boundary given by a vector field tangent to the ruling curves. Interpreting the definition of Alexander grading from [29] in terms of sutured Floer theory we define the *Alexander grading* of \mathfrak{s} with respect to $[F, \partial F]$ via the formula

$$(1) \quad A_{[F, \partial F]}(\mathfrak{s}) = \frac{1}{2} \langle c_1(\mathfrak{s}, t_\mu), [F, \partial F] \rangle.$$

(In essence the kernel of $G_{Y,K}$ is \mathbb{Z} and we can get a map from $\text{Spin}^{\mathbb{C}}(Y(K), \Gamma_K)$ to \mathbb{Z} by a choice of Seifert surface for K . Moreover, for the choices made here, $c_1(\mathfrak{s}, t_\mu)$ is an even cohomology class and so we can divide by 2 to obtain a map onto \mathbb{Z} .) Comparing the discussion of relative $\text{Spin}^{\mathbb{C}}$ structures on $(Y(K), \Gamma_K)$ in [21] to the relative $\text{Spin}^{\mathbb{C}}$ structures related to $\widehat{\text{HF}}K(Y, K)$ in [30], it is clear that the isomorphism in Theorem 2.11 preserves Alexander gradings.

¹Ozsváth and Szabó’s construction in [30] takes a relative $\text{Spin}^{\mathbb{C}}$ structure on $Y(K)$, normalized to point out along the boundary, and obtains an absolute $\text{Spin}^{\mathbb{C}}$ structure on the zero-surgery $Y_0(K)$. As discussed in Section 2.5.1, the boundary normalization convention is slightly different in the sutured context, but the resulting formulas for the Alexander grading yield the same value.

2.6 Contact structures and sutured Floer homology

Given a balanced sutured manifold (Y, Γ) and any contact structure ξ on Y that has convex boundary with dividing set Γ , Honda, Kazez and Matić [19] defined a class

$$\text{EH}(\xi) \in \text{SFH}(-Y, -\Gamma_\xi, \mathfrak{s}_\xi)$$

that is an invariant of ξ , where \mathfrak{s}_ξ is the relative $\text{Spin}^{\mathbb{C}}$ structure on Y corresponding to ξ . Actually this invariant is only defined up to sign when using \mathbb{Z} -coefficients, but in this paper we work exclusively over $\mathbb{F} = \mathbb{Z}/2$, and can thus ignore the sign ambiguity.

A key component of our constructions will be the following gluing theorem for sutured Floer homology of Honda, Kazez and Matić. The map in the theorem spiritually amounts to “tensoring with the contact class”. Henceforth, we will refer to this map as the HKM gluing map.

Theorem 2.12 (Honda, Kazez and Matić [18]) *Let (Y_1, Γ_1) and (Y_2, Γ_2) be two balanced sutured 3-manifolds. Suppose that $Y_1 \subset Y_2$ and ξ is a contact structure on $Y_2 \setminus \text{int}(Y_1)$ with convex boundary divided by $\Gamma_1 \cup \Gamma_2$ so that each component of $Y_2 \setminus \text{int}(Y_1)$ contains a boundary component of Y_2 . Then there exists a “gluing” map*

$$\phi_\xi: \text{SFH}(-Y_1, -\Gamma_1) \rightarrow \text{SFH}(-Y_2, -\Gamma_2).$$

The map in this theorem is only well defined up to sign when \mathbb{Z} -coefficients are used, but we can again ignore this ambiguity since we are working over \mathbb{F} .

Furthermore, the map above respects contact invariants.

Theorem 2.13 [18] *Let (Y_1, ξ_1) and (Y_2, ξ_2) be compact contact 3-manifolds with convex boundary, and suppose that $(Y_1, \xi_1) \subset (Y_2, \xi_2)$. If each component of $Y_2 \setminus \text{int}(Y_1)$ contains a boundary component of Y_2 , then the map $\phi_{\xi_2 - \xi_1}$ from Theorem 2.12 respects contact invariants. That is,*

$$\phi_{\xi_2 - \xi_1}(\text{EH}(Y_1, \xi_1)) = \text{EH}(Y_2, \xi_2).$$

By associating Honda, Kazez and Matić’s contact invariant to the complement of an open standard neighborhood of a Legendrian knot L , one obtains an invariant of L ,

$$\text{EH}(L) \in \text{SFH}(-Y(L), -\Gamma_L),$$

which lives in the sutured Floer homology groups of the complement $Y(L)$, with sutures given by the resulting dividing curves on $\partial Y(L)$.

Since $\text{EH}(L)$ is, by definition, the contact invariant of the complement $(Y(L), \xi_L)$, it follows from the theorem above that $\text{EH}(L)$ vanishes if the complement of L possesses a compact submanifold $(N, \xi|_N)$ with $\text{EH}(N, \xi|_N) = 0$. For example, convex neighborhoods of both overtwisted disks [19] and Giroux torsion layers [11] have vanishing contact invariant. Therefore, the invariant $\text{EH}(L)$ vanishes if the complement of L is either overtwisted or has positive Giroux torsion.

2.7 Relationships between sutured Legendrian invariants

It is natural to seek connections and commonalities between the invariant defined by Honda, Kazez and Matić and those defined by Lisca, Ozsváth, Stipsicz and Szabó. The first substantive progress along these lines was accomplished by Stipsicz and Vértesi [35]. There, they proved:

Theorem 2.14 [35] *Let $L \subset (Y, \xi)$ be a Legendrian knot. Then there exists a map*

$$\phi_{\text{SV}}: \text{SFH}(-Y(L), -\Gamma_L) \rightarrow \widehat{\text{HFK}}(-Y, L)$$

which sends the invariant $\text{EH}(L)$ to $\widehat{\mathcal{L}}(L)$.

Stipsicz and Vértesi use the Honda, Kazez and Matić gluing map from Theorem 2.12 to construct their map as follows. First, they attach a basic slice to the boundary of $Y(L)$ so that the dividing set on the resulting manifold consists of two meridional sutures. A picture of this basic slice attachment is depicted on the left-hand side of Figure 6. Recall from Section 2.1.1 that there are two possible signs, positive and negative, one can choose for this basic slice. Stipsicz and Vértesi choose to attach a negative basic slice to ensure that the contact 3-manifold obtained via their construction does not change if we modify L by negative stabilization.

Definition 2.15 Let $L \subset (Y, \xi)$ be a Legendrian knot and $(Y(L), \xi_L)$ the complement of an open standard neighborhood of L . We call the basic slice attachment discussed in the above paragraph a *Stipsicz–Vértési attachment*, and denote the resulting contact 3-manifold by $(Y(L), \bar{\xi}_L)$

It follows immediately from this definition that the space $(Y(L), \bar{\xi}_L)$ depends only on the Legendrian L up to negative stabilization. Recall from the discussion in Section 2.1.1 that if L^- is the negative stabilization of L , then the complement of $(Y(L^-), \xi_{L^-})$ is obtained from $(Y(L), \xi_L)$ by attaching a negatively signed basic slice A^-_n , where n is the Thurston–Bennequin invariant of L . By factoring the basic slice attachment yielding $(Y(L), \bar{\xi}_L)$, as shown on the right-hand side of Figure 6, we see it as a composition of two attachments, the first yielding $(Y(L^-), \xi_{L^-})$ and the second $(Y(L^-), \bar{\xi}_{L^-}) = (Y(L), \bar{\xi}_L)$.

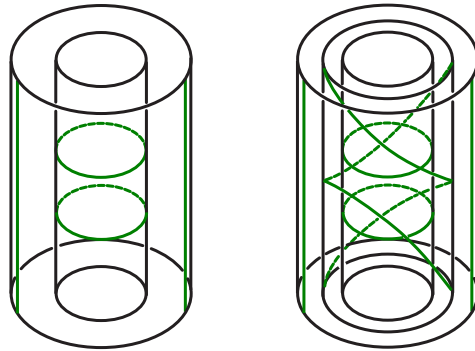


Figure 6: The Stipsicz–Vértési attachment and a factorization

Since the dividing set on $(Y(L), \bar{\xi}_L)$ consists of two meridional sutures, it follows from [21] that

$$\text{SFH}(-Y(L), -\Gamma_{\bar{\xi}_L}) \cong \widehat{\text{HFK}}(-Y, L).$$

By analyzing a Heegaard diagram adapted to both $\text{EH}(L)$ and $\widehat{\mathcal{L}}(L)$, Stipsicz and Vértési are able to conclude that $\text{EH}(Y(L), \bar{\xi}_L) = \widehat{\mathcal{L}}(L)$.

From this construction, one obtains a simple proof of Theorem 2.9 for $\widehat{\mathcal{L}}$. If L^+ is the positive stabilization of L , then $(Y(L^+), \xi_{L^+})$ is obtained from $(Y(L), \xi_L)$ by attaching a positive basic slice to the boundary of $Y(L)$. The composition of this positive basic slice with the Stipsicz–Vértési basic slice attachment is then overtwisted, forcing $\text{EH}(Y(L^+), \bar{\xi}_{L^+})$ to vanish. Since, as discussed above, negative stabilizations of L factor through the Stipsicz–Vértési attachment, Theorem 2.9 follows.

We also notice that $\text{EH}(Y(L), \bar{\xi}_L) = \widehat{\mathcal{L}}(L)$ sits in the $\text{Spin}^{\mathbb{C}}$ component of sutured Floer homology $\text{SFH}(-Y(L), -\Gamma_{\mu}, \mathfrak{s}_{\bar{\xi}_L})$, so to see its Alexander grading we need to evaluate $c_1(\mathfrak{s}_{\bar{\xi}_L}, t_{\mu})$ on the Seifert surface F for L . Choosing ruling curves on all tori involved that are parallel to ∂F , we see that $\langle c_1(\mathfrak{s}, t_{\mu}), [F, \partial F] \rangle$ can be evaluated in two steps. (Throughout this computation, notice that the orientation reversal $(-Y(L), -\Gamma_{\mu})$ effectively reverses the orientation on L and introduces a sign when considering the Poincaré duals of the relative Euler classes discussed in Section 2.5.2.) When the Euler class of ξ_L is evaluated on the component of F contained in $Y(L)$, it is well known to contribute minus the rotation number, $-r(L)$; see [7]. In Section 2.5.2 above we saw that the contact structure on A_{-n}^- will evaluate to $n + 1$ on the annulus $F \cap A_{-n}^-$, where $n = \text{tb}(L)$ is the Thurston–Bennequin invariant of L . Thus, the Alexander grading of $\text{EH}(Y(L), \bar{\xi}_L) = \widehat{\mathcal{L}}(L)$ is

$$(2) \quad \frac{1}{2} \langle c_1(\mathfrak{s}, t_{\mu}), [F, \partial F] \rangle = \frac{1}{2} (\text{tb}(L) - r(L) + 1).$$

3 Limits and invariants of knots

In Sections 3.1 and 3.2 we present definitions of the sutured limit invariant, $\overrightarrow{\text{SFH}}$, and its $\mathbb{F}[U]$ -module structure. In Section 3.3 an “Alexander grading” is given to $\overrightarrow{\text{SFH}}$. We then discuss some of the properties of this invariant in Section 3.4. In Section 3.5 we define the limit invariant $\overrightarrow{\text{EH}}$ of Legendrian and transverse knots and discuss its properties. The definition of the inverse limit invariant $\overleftarrow{\text{SFH}}$ is quite similar to the definition of $\overrightarrow{\text{SFH}}$. In Section 3.6 we quickly define the inverse limit invariant $\overleftarrow{\text{SFH}}$, discuss its properties and define the corresponding Legendrian and transverse invariant $\overleftarrow{\text{EH}}$.

3.1 The sutured limit homology groups of a knot

Given a knot K in a closed 3-manifold Y denote the complement of an open tubular neighborhood of K by $Y(K)$. Choosing a framing on K is equivalent to choosing a longitude λ on $\partial Y(K)$. We now fix a choice of longitude λ and let Γ_0 be a union of two disjoint, oppositely oriented copies of λ on $\partial Y(K)$. Then $(Y(K), \Gamma_0)$ is a balanced sutured manifold.

Using notation from the end of Section 2.1.3 we define the *meridional completion* of $Y(K)$ to be

$$(Y(K), \Gamma_\mu) := [(Y(K), \Gamma_0) \cup A_0^-] / \sim,$$

where $T^2 \times \{1\}$ is identified to $\partial Y(K)$ so that $S^1 \times \{\text{pt}\}$ is mapped to a meridian of K and the dividing curves on $T^2 \times \{1\}$ are mapped to the sutures Γ_0 on $\partial Y(K)$. (Note that this can be done since the dividing curves and sutures are “longitudinal”.) The manifold $(Y(K), \Gamma_\mu)$ is naturally a sutured manifold with sutures Γ_μ coming from the dividing curves on ∂A_0^- , that is, Γ_μ consists of two meridional curves. As noted in Section 2.1.3 there are convex tori T_i in $A_0^- \subset (Y(K), \Gamma_\mu)$ whose dividing curves are parallel to $\lambda - i\mu$ and such that T_j is closer to the boundary of $(Y(K), \Gamma_\mu)$ than T_i if $j > i$. Thus, we have a sequence of sutured manifolds $(Y(K), \Gamma_i)$ given as the closure of the component of the complement of T_i in $(Y(K), \Gamma_\mu)$ not containing $\partial(Y(K), \Gamma_\mu)$, with sutures coming from the dividing curves of T_i .² Refer to Figure 7 for a schematic picture of the sutured manifolds defined here and their inclusions.

Note that for any $j > i$ we have the inclusion $(Y(K), \Gamma_i) \subset (Y(K), \Gamma_j)$ and that $\overline{(Y(K), \Gamma_j) \setminus (Y(K), \Gamma_i)}$ is endowed with a contact structure. More specifically,

$$\overline{(Y(K), \Gamma_j) \setminus (Y(K), \Gamma_i)}$$

²Strictly speaking, we have a sequence of distinct manifolds $\{Y_i(K)\}$, each contained in the next. However, since the $Y_i(K)$ are all pairwise diffeomorphic, we drop the subscript to avoid obscuring future discussions.

is the contact manifold $C_{j,i}^-$. Using the HKM gluing maps in sutured Floer homology discussed in [Theorem 2.12](#) we obtain maps

$$\phi_{ij}: \text{SFH}(-Y(K), -\Gamma_i) \rightarrow \text{SFH}(-Y(K), -\Gamma_j)$$

if $i \leq j$.

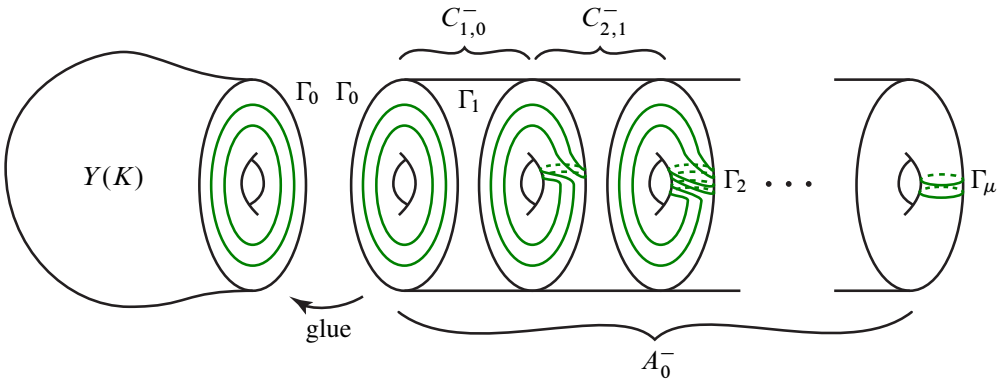


Figure 7: The sutured manifolds used in the construction of the limit invariant

Proposition 3.1 *Let K be a knot in Y . With the notation above the collection*

$$(\{\text{SFH}(-Y(K), -\Gamma_i)\}, \{\phi_{ij}\})$$

of sutured Floer homology groups and maps together form a directed system.

Proof From [Proposition 2.3](#) we know the contact structure on

$$\overline{(Y(K), \Gamma_j) \setminus (Y(K), \Gamma_i)}$$

is the same as the one on

$$\overline{(Y(K), \Gamma_j) \setminus (Y(K), \Gamma_k)} \cup \overline{(Y(K), \Gamma_k) \setminus (Y(K), \Gamma_i)}$$

for any $j > k > i$. The proposition follows by the naturality of the gluing map in sutured Floer homology under composition. □

This leads us to the following definition:

Definition 3.2 *Let $K \subset (Y, \xi)$ be a Legendrian knot and consider the associated directed system $(\{\text{SFH}(-Y(K), -\Gamma_i)\}, \{\phi_{ij}\})$ given by [Proposition 3.1](#). The *sutured limit homology* of $(-Y, K)$ is defined by taking the directed limit*

$$\overrightarrow{\text{SFH}}(-Y, K) = \varinjlim_{\phi_{ij}} \text{SFH}(-Y(K), -\Gamma_i).$$

Denoting $\phi_{i,i+1}$ by ϕ_- for each i , and noting that the maps

$$\text{SFH}(-Y(K), -\Gamma_0) \xrightarrow{\phi_-} \text{SFH}(-Y(K), -\Gamma_1) \xrightarrow{\phi_-} \text{SFH}(-Y(K), -\Gamma_2) \xrightarrow{\phi_-} \dots$$

form a cofinal sequence in our directed system, we can compute the sutured limit homology using just the ϕ_- maps.

The only choice made in the definition of the sutured limit homology was that of a framing on K . We note that the sutured limit homology is independent of that choice and so is only an invariant of the knot K in Y .

Theorem 3.3 *The sutured limit invariant $\overline{\text{SFH}}(-Y, K)$ depends only on the knot type of K in Y and not the choice of framing used in the definition.*

Proof Let λ_a and λ_b be two longitudes for a knot K in Y . Let $Y^{ac}(K)$ and $Y^{bc}(K)$ be the meridional completions of $Y(K)$ with respect to the two different longitudes. We note that both these completions are canonically diffeomorphic to $Y(K)$ with meridional sutures. Moreover we can assume that there is some nonpositive number n such that $\lambda_a = \lambda_b + n\mu$. Given this we see that $(Y_{n+i}^b(K), \Gamma_{n+i}^b)$ is canonically (up to isotopy) diffeomorphic to $(Y_i^a(K), \Gamma_i^a)$. These diffeomorphisms induce isomorphisms of the sutured Floer homology groups $\text{SFH}(-Y_{n+i}^b(K), -\Gamma_{n+i}^b)$ and $\text{SFH}(-Y_i^a(K), -\Gamma_i^a)$. These isomorphisms commute with the maps ϕ_{ij} and thus induce an isomorphism of the resulting direct limits. □

3.2 The U -action on the sutured limit homology

Recall, using the notation from the previous section, that

$$\overline{(Y(K), \Gamma_{i+1}) \setminus (Y(K), \Gamma_i)}$$

is the basic slice B_{i+1}^- . And the contact structure on B_{i+1}^- gave rise to the gluing map

$$\phi_-: \text{SFH}(-Y(K), -\Gamma_i) \rightarrow \text{SFH}(-Y(K), -\Gamma_{i+1}).$$

The region $\overline{(Y(K), \Gamma_{i+1}) \setminus (Y(K), \Gamma_i)}$ can also be given the contact structure B_{i+1}^+ . That contact structure will induce a gluing map

$$\psi_+: \text{SFH}(-Y(K), -\Gamma_i) \rightarrow \text{SFH}(-Y(K), -\Gamma_{i+1}).$$

The maps ϕ_- and ψ_+ together fit into a diagram, shown in [Figure 8](#), whose commutativity is the content of [Proposition 3.4](#).

Proposition 3.4 *The diagram shown in [Figure 8](#) is commutative.*

$$\begin{array}{ccccccc}
 \text{SFH}(-Y(K), -\Gamma_0) & \xrightarrow{\phi_-} & \text{SFH}(-Y(K), -\Gamma_1) & \xrightarrow{\phi_-} & \text{SFH}(-Y(K), -\Gamma_2) & \xrightarrow{\phi_-} & \dots \\
 \downarrow \psi_+ & & \downarrow \psi_+ & & \downarrow \psi_+ & & \\
 \text{SFH}(-Y(K), -\Gamma_1) & \xrightarrow{\phi_-} & \text{SFH}(-Y(K), -\Gamma_2) & \xrightarrow{\phi_-} & \text{SFH}(-Y(K), -\Gamma_3) & \xrightarrow{\phi_-} & \dots
 \end{array}$$

Figure 8: Commutative diagram for the maps defining Ψ

Proof On the thickened torus $\overline{(Y(K), \Gamma_{i+2}) \setminus (Y(K), \Gamma_i)}$ one can consider the contact structures $B_{i+1}^+ \cup B_{i+2}^-$ and $B_{i+1}^- \cup B_{i+2}^+$. The former induces the map $\psi_+ \circ \phi_-$ and the latter induces the map $\phi_- \circ \psi_+$. Proposition 2.3(3) says that $B_{i+1}^+ \cup B_{i+2}^-$ and $B_{i+1}^- \cup B_{i+2}^+$ are the same contact structure so the naturality of the gluing maps in sutured Floer homology implies that $\psi_+ \circ \phi_- = \phi_- \circ \psi_+$. \square

It follows from Proposition 3.4 that the collection of maps $\{\psi_+\}$ together induce a well-defined map on sutured limit homology

$$\Psi: \underline{\text{SFH}}(-Y, K) \rightarrow \underline{\text{SFH}}(-Y, K).$$

As an immediate consequence, we obtain the following theorem:

Theorem 3.5 *Let K be a smoothly embedded knot in a 3-manifold Y . The sutured limit homology $\underline{\text{SFH}}(-Y, K)$ of the pair (Y, K) can be given the structure of an $\mathbb{F}[U]$ -module, where U acts on elements of $\underline{\text{SFH}}(-Y, K)$ via the map Ψ :*

$$U \cdot [x] = \Psi([x]). \quad \square$$

3.3 An Alexander grading

In this section, we show how to endow the sutured limit homology groups with an absolute Alexander grading which will later be shown to agree with the usual Alexander grading on knot Floer homology. We note that in the previous subsections all definitions could be made whether or not K in Y was null-homologous. To define the Alexander grading it is important that K is null-homologous and that in the definition of $\underline{\text{SFH}}(-Y, K)$ we take our initial longitude λ to be the one coming from a Seifert surface for K .

Let K be a null-homologous knot in a 3-manifold Y and F a Seifert surface for K . If $\mathcal{H} = (\Sigma, \alpha, \beta)$ is a sutured Heegaard diagram for the space $(Y(K), \Gamma_i)$, we define the Alexander grading of a generator $x \in \mathcal{G}(\mathcal{H})$ via the formula

$$A_{[F, \partial F]}(x) = \frac{1}{2} \langle c_1(\mathfrak{s}(x)), t_\mu, [F, \partial F] \rangle,$$

where t_μ is any nonzero section as discussed in Section 2.5.2.

Recall that the maps $\phi_{ij}: \text{SFH}(-Y(K), -\Gamma_i) \rightarrow \text{SFH}(-Y(K), -\Gamma_j)$ used to define the sutured limit invariants are defined via the contact manifold $C_{j,i}^-$. From the discussion at the end of Section 2.5.2, we see that the map ϕ_{ij} is Alexander-homogeneous of degree $\frac{1}{2}(j - i)$. We similarly see that the maps ψ_+ , which are induced by positive basic slice attachment, are Alexander homogeneous of degree $-\frac{1}{2}$.

To obtain a well-defined Alexander grading on the sutured limit homology groups $\text{SFH}(-Y, K)$, we introduce shift operators into the directed system. Here and throughout the paper, if A is a graded module, we denote by $A[n]$ the module A with grading shifted down by n . Specifically, we consider the sequence

$$\text{SFH}(-Y(K), -\Gamma_0)[- \frac{1}{2}] \xrightarrow{\phi_-} \dots \xrightarrow{\phi_-} \text{SFH}(-Y(K), -\Gamma_i)[\frac{1}{2}(i - 1)] \xrightarrow{\phi_i} \dots .$$

It follows from the discussion in Section 2.5.2 above that each of the maps in the collections $\{\phi_-\}$ and $\{\psi_+\}$ are Alexander-homogeneous of degrees 0 and -1 , respectively. Thus, upon taking the direct limit, we obtain a well-defined Alexander grading on sutured limit homology for which multiplication U decreases grading by a factor of 1. The initial grading shift $[-\frac{1}{2}]$ ensures that the Alexander grading we have just defined on sutured limit homology matches the usual one on knot Floer homology.

3.4 Natural maps

We now turn our attention to natural maps on sutured limit homology induced by the Stipsicz–Vértesi basic slice attachment and meridional 2–handle attachment, respectively. Proofs of Theorems 1.3 and 1.4, which characterize the maps Φ_{SV} and Φ_{2h} in terms of the identification between $\text{SFH}(-Y, K)$ and $\text{HFK}^-(Y, K)$ will be given in Sections 9 and 10, respectively.

We begin by focusing on the map induced by the Stipsicz–Vértesi basic slice attachment — henceforth referred to as the “SV attachment”. Recall that given $(Y(K), \Gamma_i)$ we can attach the basic slice A_i^- to obtain the manifold $(Y(K), \Gamma_\mu)$. As noted in Section 2.4 we know that $\text{SFH}(-Y(K), -\Gamma_\mu)$ is isomorphic to $\widehat{\text{HFK}}(-Y, K)$. Thus the gluing map coming from the contact structure on A_i^- induces the Stipsicz–Vértesi map

$$\phi_{\text{SV}}: \text{SFH}(-Y(K), -\Gamma_i) \rightarrow \widehat{\text{HFK}}(-Y, K).$$

Proposition 3.6 *The collection of gluing maps formed by applying the SV attachment to $(Y(K), \Gamma_i)$ for each $i \geq 0$ together fit into the commutative diagram depicted in Figure 9 and all maps in the diagram respect the Alexander grading.*

Proof This is again a simple consequence of the classification of contact structures given in Proposition 2.3 and the naturality of the HKM gluing maps. □

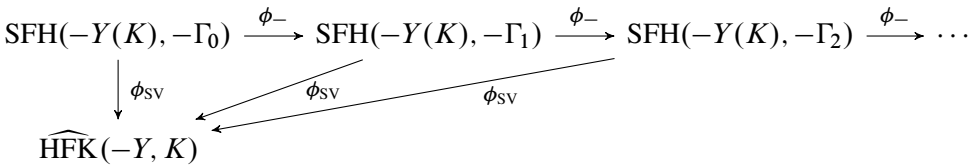


Figure 9: Commutative diagram for the maps defining Φ_{SV}

Therefore, the collection $\{\phi_{SV}: \text{SFH}(-Y(K), -\Gamma_i) \rightarrow \widehat{\text{HF}}K(-Y, K)\}$ induces a map on the sutured limit homology.

Proposition 3.7 *Let K be a null-homologous knot in a 3-manifold Y . There exists a well-defined, Alexander grading-preserving map $\Phi_{SV}: \underline{\text{SFH}}(-Y, K) \rightarrow \widehat{\text{HF}}K(-Y, K)$ which is induced by the SV attachment, and whose constituent maps are depicted in Figure 9. \square*

There is one additional geometrically meaningful construction one can perform to the space $(Y(K), \Gamma_i)$ — meridional contact 2-handle attachment. We obtain the topological manifold $Y^{2h}(K)$ from $Y(K)$ by attaching a topological 2-handle along a meridional curve in $Y(K)$ that intersects Γ_i minimally (twice). The boundary of $Y^{2h}(K)$ consists of the annulus A that was part of the boundary of $Y(K)$ and two disks coming from the 2-handle. The suture Γ^{2h} on $Y^{2h}(K)$ consists of $A \cap \Gamma_i$ (which is two arcs) and an arc in each disk coming from the 2-handle that connects the endpoints of $A \cap \Gamma_i$. Notice that $\partial Y^{2h}(K)$ is a sphere and Γ^{2h} is a simple closed curve. In other words, $(Y^{2h}(K), \Gamma^{2h}) = Y(1)$. Thus, as discussed in Section 2.4, there exists a natural identification

$$\text{SFH}(-Y^{2h}(K), -\Gamma^{2h}) \rightarrow \widehat{\text{HF}}(-Y).$$

There is a unique tight contact structure (up to a choice of compatible characteristic foliation on the boundary) on the 2-handle such that the boundary is convex with corners and the sutures are the induced dividing curves. We use this contact structure to obtain the gluing map

$$\phi_{2h}: \text{SFH}(-Y(K), -\Gamma_i) \rightarrow \widehat{\text{HF}}(-Y).$$

It follows that the collection of gluing maps formed by attaching meridional contact 2-handles to $(Y(K), \Gamma_i)$ for each $i \geq 0$ together fit into the diagram depicted in Figure 10, whose commutativity is the subject of Proposition 3.8.

Proposition 3.8 *There exists a well-defined map $\Phi_{2h}: \underline{\text{SFH}}(-Y, L) \rightarrow \widehat{\text{HF}}(-Y)$ which is induced by meridional contact 2-handle attachment, and whose constituent maps are depicted in Figure 10.*

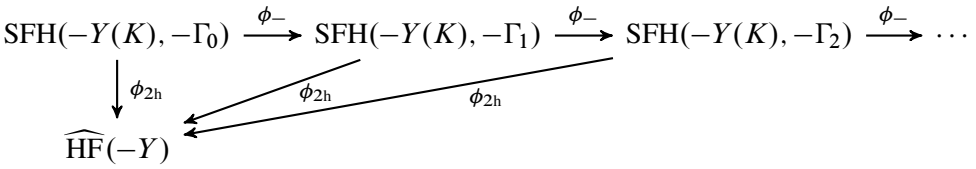


Figure 10: Commutative diagram for the maps defining Φ_{2h}

Proof Let M be the contact manifold obtained from the vertically invariant contact structure on $T^2 \times [0, 1]$ with dividing curves of slope $-i$ by attaching a contact 2–handle to $T^2 \times \{0\}$. Similarly, let M' be the contact manifold obtained from the basic slice B_i^- by attaching a contact 2–handle to $T^2 \times \{0\}$. One may easily check that both of these contact structures are contactomorphic to the complement of an open standard contact ball inside the tight contact structure on the solid torus with convex boundary having dividing slope i . Thus, the naturality of the HKM gluing maps yields the claimed result. \square

3.5 Legendrian and transverse invariants: definition and properties

We now turn our attention to defining an invariant $\underline{\text{EH}}$ of Legendrian and transverse knots which takes values in the sutured limit homology groups $\underline{\text{SFH}}(-Y, K)$. Although its definition is qualitatively different, we will see Section 8 that the invariant $\underline{\text{EH}}$ is identified with the Legendrian/transverse invariants defined by Lisca, Ozsváth, Stipsicz and Szabó in [25] under the isomorphism given in Theorem 1.1.

3.5.1 Definition of the Legendrian/transverse invariant Let $K \subset (Y, \xi)$ be a Legendrian knot. In Section 3.1, we defined the sutured limit homology group $\underline{\text{SFH}}(-Y, K)$ by forming the directed limit of the sequence of groups and maps

$$\text{SFH}(-Y(K), -\Gamma_0) \xrightarrow{\phi_-} \text{SFH}(-Y(K), -\Gamma_1) \xrightarrow{\phi_-} \text{SFH}(-Y(K), -\Gamma_2) \xrightarrow{\phi_-} \dots$$

We also showed that the resulting $\mathbb{F}[U]$ –module $\underline{\text{SFH}}(-Y, K)$ depends only on the topological type of the Legendrian knot K .

Notice that if we choose the framing on K used in the definition of $\underline{\text{SFH}}$ to be the contact framing, then the sutured manifold $(Y(K), \Gamma_0)$ is precisely the sutured manifold one obtains by removing a standard neighborhood of K from Y . Moreover $(Y(K), \Gamma_i)$ is precisely the sutured manifold obtained by removing a standard neighborhood of $S_-^i(K)$, the i –times negatively stabilized K , from Y . Thus there is a natural contact structure $\xi_{K,i}$ on $(Y(K), \Gamma_i)$ coming from the complement of a standard neighborhood of $S_-^i(K)$. Therefore, associated to the Legendrian knot K , we have a collection of contact invariants $\{\text{EH}(S_-^i(K)) \in \text{SFH}(-Y(K), -\Gamma_i)\}$.

Theorem 2.5 says that the contact manifold $(Y(K), \xi_{K,i})$ with the basic slice B_{i+1}^- attached to it is contact isotopic to $(Y(K), \xi_{K,i+1})$. Thus the collection $\{\text{EH}(S_-^i(K))\}$ satisfies $\phi_i(\text{EH}(S_-^i(K))) = \text{EH}(S_-^{i+1}(K))$ for each $i \geq 0$.

Definition 3.9 Let $K \subset (Y, \xi)$ be a Legendrian knot and $S_-^i(K)$ its i^{th} negative stabilization. We define the *LIMIT invariant* of K to be the element $\underline{\text{EH}}(K) \in \underline{\text{SFH}}(-Y, K)$ given as the residue class of the collection $\{\text{EH}(S_-^i(K))\}$ of HKM invariants associated to those $S_-^i(K)$ inside $\underline{\text{SFH}}(-Y, K)$.

From the discussion at the end of [Section 2.7](#), we have that the Alexander grading of $\underline{\text{EH}}(K)$ in $\underline{\text{SFH}}(-Y, K)$ is $\frac{1}{2}(\text{tb}(K) - r(K) + 1)$.

From [Definition 3.9](#), we see that the class $\underline{\text{EH}}$ defines a Legendrian invariant. Furthermore, since the invariant $\underline{\text{EH}}$ is obtained as a residue class over all possible negative stabilizations of a given Legendrian knot, we have the following:

Theorem 3.10 Let K be a Legendrian knot and let K_- denote its negative Legendrian stabilization; then $\underline{\text{EH}}(K_-) = \underline{\text{EH}}(K)$.

It follows immediately from [Theorem 3.10](#) that $\underline{\text{EH}}$ gives rise to a transverse invariant through Legendrian approximation.

Definition 3.11 Let $K \subset (Y, \xi)$ be a transverse knot and L_K a Legendrian approximation of K . We define $\underline{\text{EH}}(K) = \underline{\text{EH}}(L_K)$.

We see from [Definition 3.11](#) that if $K \subset (Y, \xi)$ is transverse and null-homologous, then the Alexander grading of $\underline{\text{EH}}(K)$ is $\frac{1}{2}(\text{sl}(K) + 1)$, where $\text{sl}(K)$ is the self-linking number of the transverse knot [\[6\]](#).

3.5.2 Properties of the Legendrian/transverse invariant We now take a moment to discuss some useful and important properties of the Legendrian/transverse invariant $\underline{\text{EH}}$ defined above. These properties should be compared with their analogues for the invariant \mathcal{L} defined by Lisca, Ozsváth, Stipsicz and Szabó in light of the equivalence promised by [Theorem 1.5](#).

Recall that [Theorem 3.10](#) states that $\underline{\text{EH}}$ remains unchanged under negative Legendrian stabilization. The following theorem describes the corresponding behavior of $\underline{\text{EH}}$ under positive Legendrian stabilization.

Theorem 3.12 Let K be a Legendrian knot and let K_+ denote its positive Legendrian stabilization; then

$$\underline{\text{EH}}(K_+) = U \cdot \underline{\text{EH}}(K).$$

Proof Denote the i^{th} negative stabilizations of K and K_+ by K_i and $K_{+,i}$, respectively. Then, for each $i \geq 0$, the contact manifold $(Y(K_+), \xi_{K_{+,i}})$ is obtained from $(Y(K), \xi_{K_i})$ by attaching a positively signed basic slice to its boundary. The gluing maps induced by these basic slice attachments are precisely the ψ_+ maps defining U -multiplication on $\underline{\text{SFH}}(-Y, K)$, as discussed in Section 3.2.

Since the HKM gluing maps respect contact invariants, we have that, for each $i \geq 0$,

$$\text{EH}(K_{+,i}) = \psi_+(\text{EH}(K_i)).$$

Thus,

$$\underline{\text{EH}}(K_+) = \Psi(\underline{\text{EH}}(K)) = U \cdot \underline{\text{EH}}(K),$$

completing the proof of Theorem 3.12. □

The next three theorems illustrate some natural relations connecting $\underline{\text{EH}}$ to previously defined invariants of Legendrian and transverse knots. We begin with a theorem concerning the relationship between the LIMIT invariant and the HKM invariant, whose truth follows immediately from the definitions of the sutured limit homology $\underline{\text{SFH}}$ and the LIMIT invariant $\underline{\text{EH}}$.

Theorem 3.13 *Let $K \subset (Y, \xi)$ be a Legendrian knot and $(Y(K), \xi_K)$ the contact manifold obtained by removing a open standard tubular neighborhood of K from (Y, ξ) . Under the natural map*

$$\iota: \text{SFH}(-Y(K), -\Gamma_K) \rightarrow \underline{\text{SFH}}(-Y, K)$$

induced by inclusion, the invariant $\text{EH}(K)$ is sent to $\underline{\text{EH}}(K)$. □

The next theorem describes the result of applying the Stipsicz–Vértési map to the invariant $\underline{\text{EH}}$.

Theorem 3.14 *Let $K \subset (Y, \xi)$ be a null-homologous Legendrian knot. Under the Stipsicz–Vértési map $\Phi_{\text{SV}}: \underline{\text{SFH}}(-Y, K) \rightarrow \widehat{\text{HF}}(-Y, K)$, the class $\underline{\text{EH}}(K)$ is identified with the LOSS invariant $\widehat{\mathcal{L}}(K)$.*

Proof The main theorem of [35] states that under the map

$$\phi_{\text{SV}}: \text{SFH}(-Y(K), -\Gamma_K) \rightarrow \widehat{\text{HF}}(-Y, K)$$

the HKM invariant $\text{EH}(K)$ is identified with $\widehat{\mathcal{L}}(K)$. Combining this result with the definition of $\underline{\text{EH}}(K)$ and the commutativity of the diagram shown in Figure 9 defining the map Φ_{SV} , we have that $\Phi_{\text{SV}}(\underline{\text{EH}}(K)) = \widehat{\mathcal{L}}(K)$. □

The theorem below illustrates how the LIMIT invariant of a Legendrian or transverse knot relates to the classical contact invariant of the ambient space.

Theorem 3.15 *Let $K \subset (Y, \xi)$ be a Legendrian knot. Under the map*

$$\Phi_{2h}: \underline{\text{SFH}}(-Y, K) \rightarrow \widehat{\text{HF}}(-Y)$$

induced by 2-handle attachment, the class $\underline{\text{EH}}(K)$ is identified with the contact invariant $\text{EH}(Y, \xi)$ of the ambient space.

The proof of this theorem is similar to that of [Theorem 3.14](#), so we omit it. The key observation is that since the HKM gluing maps respect contact invariants, the constituent maps defining Φ_{2h} each identify the elements $\text{EH}(K_i)$ with $\text{EH}(Y, \xi)$. Otherwise, the proof is identical.

3.6 The sutured inverse limit homology of a knot

As usual, given a knot K in a closed 3-manifold Y , we let $Y(K)$ denote the complement of an open tubular neighborhood of K . Choosing a framing on K is equivalent to choosing a longitude λ on $\partial Y(K)$. Let Γ_μ be the union of two disjoint copies of the meridian of K on $\partial Y(K)$, and consider the sutured manifold $(Y(K), \Gamma_\mu)$.

Using notation from the end of [Section 2.1.3](#) we define a *longitudinal completion* of $Y(K)$ to be

$$(Y(K), \Gamma_\lambda) = [(Y(K), \Gamma_\mu) \cup \tilde{A}_0^-] / \sim,$$

where $T^2 \times \{0\}$ is identified to $\partial Y(K)$ so that $\{\text{pt}\} \times S^1$ is mapped to the chosen longitude λ of K and the dividing curves on $T^2 \times \{0\}$ are mapped to the sutures Γ_μ on $\partial Y(K)$. The manifold $(Y(K), \Gamma_\lambda)$ is naturally a sutured manifold with sutures Γ_λ coming from the dividing curves on $\partial Y(K)$. That is, Γ_λ consists of two longitudinal curves.

For notational ease in the following discussion, we will henceforth denote the longitudinal suture set Γ_λ by Γ_0 .

As noted in [Section 2.1.3](#) there are convex tori \tilde{T}_i in $\tilde{A}_0^- \subset (Y(K), \Gamma_0)$ whose dividing curves are parallel to $\lambda + i\mu$ and such that \tilde{T}_i is closer to the (convex) boundary of $(Y(K), \Gamma_0)$ than \tilde{T}_j if $j > i$. Since the dividing sets on each of these tori have positive slope, we denote them by Γ_i^+ (we let $\Gamma_0^+ = \Gamma_0$ by convention). Thus we have a sequence of sutured manifolds $(Y(K), \Gamma_i^+)$ given as the closure of the component of the complement of \tilde{T}_i in $(Y(K), \Gamma_0)$ not containing the boundary of $(Y(K), \Gamma_0)$, with sutures coming from the dividing curves of \tilde{T}_i . (As in [Section 3.1](#), strictly speaking,

we have a sequence of distinct manifolds $\{Y_i(K)\}$, each contained in its predecessor. However, as before, since each of the $Y_i(K)$ are pairwise diffeomorphic, we drop the subscript to avoid obscuring the discussion.) Refer to Figure 11 for a schematic picture of the sutured manifolds defined here and their inclusions.

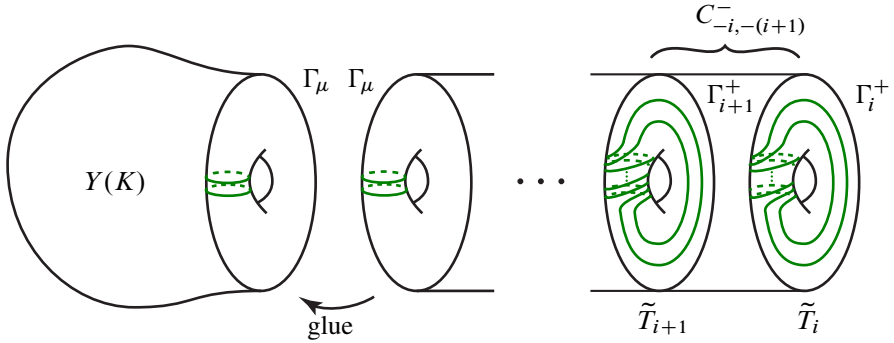


Figure 11: The sutured manifolds used in the construction of the inverse limit invariant

Note that for any $j > i$ we have the inclusion $(Y(K), \Gamma_j^+) \subset (Y(K), \Gamma_i^+)$, and that

$$\overline{(Y(K), \Gamma_i^+) \setminus (Y(K), \Gamma_j^+)}$$

is the contact manifold $C_{-i, -j}^-$. Using the HKM gluing maps in sutured Floer homology discussed in Theorem 2.12, we have maps

$$\phi'_{ji}: \text{SFH}(-Y(K), -\Gamma_j^+) \rightarrow \text{SFH}(-Y(K), -\Gamma_i^+)$$

if $i \leq j$. Just as in Proposition 3.1 we have the following result:

Proposition 3.16 *Let K be a knot in Y . With the notation above, the collection*

$$(\{\text{SFH}(-Y(K), -\Gamma_i^+)\}, \{\phi'_{ji}\})$$

of sutured Floer homology groups and maps together form an inverse system. □

This leads us to the following definition:

Definition 3.17 *Let $K \subset Y$ be a knot and consider the associated directed system $(\{\text{SFH}(-Y_i(K), -\Gamma_i^+)\}, \{\phi'_{ji}\})$ given by Proposition 3.16. The sutured inverse limit homology of $(-Y, K)$ is defined by taking the inverse limit*

$$\varprojlim_{\phi'_{ji}} \text{SFH}(-Y(K), -\Gamma_i^+).$$

One may easily show, as in the proof of Theorem 3.3, that this invariant is independent of the choice of longitude.

Theorem 3.18 *The sutured limit invariant $\varprojlim \text{SFH}(-Y, K)$ depends only on the knot type of K in Y and not the choice of framing used in the definition. \square*

Analogously to the sutured limit homology, we can define a U -action. To this end we set $\phi'_- = \phi'_{i+1,i}$ and obtain the cofinal sequence

$$\text{SFH}(-Y(K), -\Gamma_0) \xleftarrow{\phi'_-} \text{SFH}(-Y(K), -\Gamma_1^+) \xleftarrow{\phi'_-} \text{SFH}(-Y(K), -\Gamma_2^+) \xleftarrow{\phi'_-} \dots,$$

from which $\varprojlim \text{SFH}(-Y, K)$ can be computed.

Each ϕ'_- is defined using the contact structure on the basic slice B^-_i . We can similarly define

$$\psi'_+ : \text{SFH}(-Y(K), -\Gamma_{i+1}^+) \rightarrow \text{SFH}(-Y(K), -\Gamma_i^+),$$

using the basic slice B^-_i .

The same arguments used in the proof of Proposition 3.4 show that the maps ϕ'_- and ψ'_+ together fit into the commutative diagram shown below:

$$\begin{array}{ccccccc} \text{SFH}(-Y(K), -\Gamma_0) & \xleftarrow{\phi'_-} & \text{SFH}(-Y(K), -\Gamma_1^+) & \xleftarrow{\phi'_-} & \text{SFH}(-Y(K), -\Gamma_2^+) & \xleftarrow{\phi'_-} & \dots \\ & \swarrow \psi'_+ & & \swarrow \psi'_+ & & & \\ \text{SFH}(-Y(K), -\Gamma_0) & \xleftarrow{\phi'_-} & \text{SFH}(-Y(K), -\Gamma_1^+) & \xleftarrow{\phi'_-} & \text{SFH}(-Y(K), -\Gamma_2^+) & \xleftarrow{\phi'_-} & \dots \end{array}$$

Thus the collection of maps $\{\psi'_+\}$ together induce a well-defined map on sutured inverse limit homology

$$\Psi' : \varprojlim \text{SFH}(-Y, K) \rightarrow \varprojlim \text{SFH}(-Y, K).$$

As an immediate consequence, we obtain the following theorem:

Theorem 3.19 *Let K be a smoothly embedded knot in a 3-manifold Y . The sutured inverse limit homology $\varprojlim \text{SFH}(-Y, K)$ of the pair (Y, K) can be given the structure of an $\mathbb{F}[U]$ -module, where U acts on elements of $\varprojlim \text{SFH}(-Y, K)$ via the map Ψ' :*

$$U \cdot [x] := \Psi'([x]). \quad \square$$

When the knot $K \subset Y$ is null-homologous the sutured inverse limit homology groups $\varprojlim \text{SFH}(-Y, K)$ can be endowed with a well-defined Alexander grading using the method discussed in Section 3.3.

3.6.1 A natural map Recall that $(\widehat{Y}(K), \Gamma_\mu)$ is a sutured submanifold of $(Y(K), \Gamma_\lambda)$, and that the basic slices \widehat{A}_i^- give a contact structure on each

$$\overline{(Y(K), \Gamma_i^+) \setminus (Y(K), \Gamma_\mu)}.$$

Thus, the HKM gluing map from [Theorem 2.12](#) gives maps

$$\phi_{\text{dsv}}: \text{SFH}(-Y(K), -\Gamma_\mu) \rightarrow \text{SFH}(-Y(K), -\Gamma_i^+)$$

and, since $\text{SFH}(-Y(K), -\Gamma_\mu)$ is isomorphic to $\widehat{\text{HF}}\text{K}(-Y, L)$, we have the commutative diagram in [Figure 12](#).

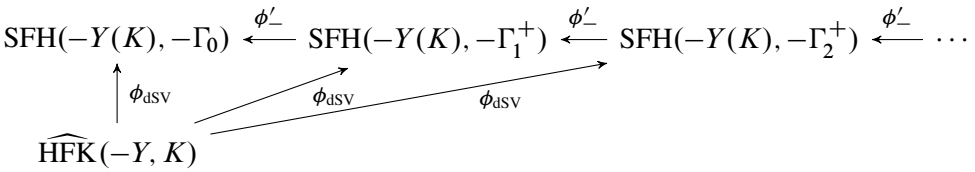


Figure 12: Commutative diagram for the maps defining Φ_{dsv}

It follows that the maps $\{\phi_{\text{dsv}}: \widehat{\text{HF}}\text{K}(-Y, K) \rightarrow \text{SFH}(-Y(K), -\Gamma_i^+)\}$ together induce a map to the sutured inverse limit homology.

Proposition 3.20 *Let K be a smoothly embedded knot in a 3-manifold Y . There exists a well-defined map $\Phi_{\text{dsv}}: \widehat{\text{HF}}\text{K}(-Y, K) \rightarrow \underline{\text{SFH}}(-Y, K)$ which is induced by the constituent maps depicted in [Figure 12](#). When K is null-homologous, $\underline{\text{SFH}}(-Y, K)$ is graded and Φ_{dsv} is grading-preserving. \square*

3.6.2 A Legendrian/transverse invariant in sutured inverse limit homology Let $K \subset (Y, \xi)$ be a Legendrian knot. Let $\nu(K)$ be a standard neighborhood of K and notice that the sutured manifold $(Y(K), \Gamma_\mu)$ used to define $\underline{\text{SFH}}(-Y, K)$ is obtained from $\overline{Y \setminus \nu(K)}$ by attaching a negative bypass as in Stipsicz and Vértési’s construction from [Section 2.7](#). As noted there, we have a contact structure $\bar{\xi}_K$ on the sutured manifold $(Y(K), \Gamma_\mu)$ and hence we have a contact structure $\bar{\xi}_{K,i}$ on each $(Y(K), \Gamma_i^+)$ by extending $\bar{\xi}_K$ by the contact structure on \widehat{A}_i^- . From this we obtain a contact invariant

$$\text{EH}(\bar{\xi}_{K,i}) \in \text{SFH}(-Y(K), -\Gamma_i^+)$$

for each i and, as when defining the direct limit Legendrian invariant, each element in the collection $\{\text{EH}(\bar{\xi}_{K,i})\}$ is taken to another element in the collection by the ϕ'_{ji} maps used in the definition of $\underline{\text{SFH}}(-Y, K)$. Thus, we can define an inverse limit invariant as well.

Definition 3.21 Let $K \subset (Y, \xi)$ be a Legendrian knot. We define the *inverse LIMIT invariant* of K to be the element $\underline{\text{EH}}(K) \in \underline{\text{SFH}}(-Y, K)$ given as the residue class of the collection $\{\text{EH}(\xi_{K,i})\}$ of HKM invariants associated to K inside $\underline{\text{SFH}}(-Y, K)$.

From [Definition 3.21](#), we see that the class $\underline{\text{EH}}$ defines a Legendrian invariant. Notice that the bypass attached to $\overline{Y \setminus \nu(K)}$ to obtain the complement of the negatively stabilized K embeds in the Stipsicz–Vértesi bypass, but the bypass attached to $\overline{Y \setminus \nu(K)}$ to obtain the complement of the positively stabilized K when glued to the Stipsicz–Vértesi bypass yields an overtwisted contact structure. From this one easily concludes the following result:

Theorem 3.22 Let K be a Legendrian knot and let K_- and K_+ denote its negative and positive Legendrian stabilization, respectively; then $\underline{\text{EH}}(K_-) = \underline{\text{EH}}(K)$ and $\underline{\text{EH}}(K_+) = 0$.

It follows immediately from this theorem that $\underline{\text{EH}}$ defines a transverse invariant through Legendrian approximation.

Definition 3.23 Let $K \subset (Y, \xi)$ be a transverse knot and L_K a Legendrian approximation of K . We define $\underline{\text{EH}}(K) := \underline{\text{EH}}(L_K)$.

Lastly we observe the following result:

Theorem 3.24 Let $K \subset (Y, \xi)$ be a null-homologous Legendrian knot. Under the map $\Phi_{\text{dsv}}: \widehat{\text{HFK}}(-Y, K) \rightarrow \underline{\text{SFH}}(-Y, K)$, defined in [Proposition 3.20](#), the LOSS invariant $\widehat{\mathcal{L}}(K)$ is mapped to the class $\underline{\text{EH}}(K)$.

Part II Identifying the sutured limit homology package with the knot Floer homology package

This part of the paper is devoted to proving our main theorems connecting the sutured limit invariants defined in [Part I](#) with the more standard knot Floer homology package.

4 Bordered sutured Floer homology

We begin by reviewing some of the basic constructions and definitions from bordered sutured Floer homology. For a more thorough and elementary treatment, we refer the interested reader to the book [\[23\]](#) on bordered Floer homology by Lipshitz, Ozsváth and Thurston, and to the third author’s paper [\[39\]](#) extending this theory to the sutured category.

4.1 Sutured manifolds and surfaces

We recall the definition of a sutured 3–manifold, originally due to Gabai [10].

Definition 4.1 A *sutured manifold* is a pair (Y, Γ) , where Y is an oriented 3–manifold with boundary and Γ is a collection of oriented, disjoint, simple closed curves on ∂Y called *sutures*. We further require that Y contains no closed components, all boundary components of Y have sutures and that the suture set Γ divides ∂Y into two regions R_+ and R_- satisfying $\chi(R_+) = \chi(R_-)$.

Remark 4.2 The definition presented above is actually that of a *balanced annular sutured manifold* [21]. Since the sutured 3–manifolds encountered in Heegaard Floer theory are annular and generally satisfy the balancing condition, it is customary to omit the words “balanced” and “annular” when referring to such a space.

Paralleling the above, in [39], the third author introduced the following 2–dimensional analogue of a sutured manifold.

Definition 4.3 A *sutured surface* is a pair $\mathcal{F} = (F, \Lambda)$, where F is an oriented 2–manifold and Λ is a collection of oriented, disjoint points on ∂F called *sutures*. We further require that F contains no closed components and that the suture set Λ intersects each component of ∂F nontrivially, dividing it into two (not necessarily connected) components S_+ and S_- satisfying $\partial S_{\pm} = \pm \Lambda$.

Definition 4.4 Let $\mathcal{F} = (F, \Lambda)$ be a sutured surface. A *dividing set* for \mathcal{F} is a finite collection Γ of disjoint, embedded, oriented arcs and simple closed curves in F for which $\partial \Gamma = -\Lambda$, as oriented submanifolds. We further require that the dividing set Γ separates F into two regions R_+ and R_- with $\partial R_{\pm} = (\pm \Gamma) \cup S_{\pm}$.

For examples of a sutured surface and a dividing set on a sutured surface, see Figure 13.

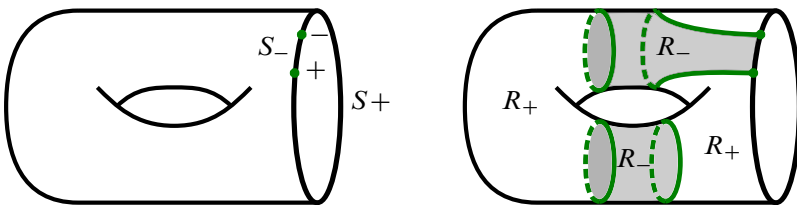


Figure 13: A sutured surface (left) and a sutured surface equipped with a dividing set (right)

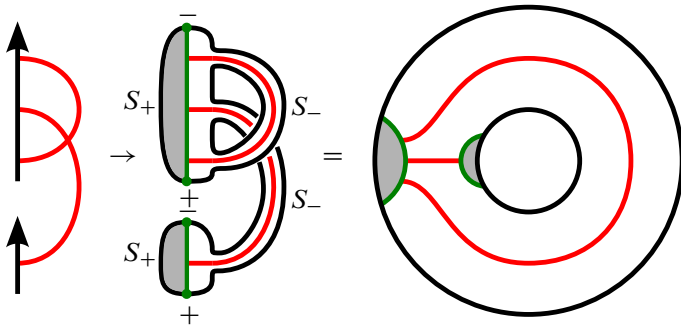


Figure 14: An arc diagram and its associated parametrized sutured surface

4.2 Arc diagrams and bordered sutured manifolds

Definition 4.5 An *arc diagram* of rank k is a triple $\mathcal{Z} = (\mathbf{Z}, \mathbf{a}, M)$ consisting of a finite collection \mathbf{Z} of oriented arcs, a set of $2k$ disjoint points $\mathbf{a} = \{a_1, \dots, a_{2k}\} \subset \mathbf{Z}$ and a two-to-one matching $M: \mathbf{a} \rightarrow \{1, \dots, k\}$ such that the 1-manifold obtained by performing 0-surgery along each 0-sphere $M^{-1}(i)$ in \mathbf{Z} has no closed components.

Given an arc diagram \mathcal{Z} , one can associate a graph $G(\mathcal{Z})$ obtained from \mathbf{Z} by attaching 1-cells to points in \mathbf{a} according to the matching M . In addition, one can associate a sutured surface $\mathcal{F}(\mathcal{Z}) = (F(\mathcal{Z}), \Lambda(\mathcal{Z}))$ to it in the following way. Starting with the product $\mathbf{Z} \times [0, 1]$, attach (oriented) 2-dimensional 1-handles along the 0-spheres in $M^{-1}(i) \times \{0\}$ for $i = 1, \dots, k$. The suture set is given by $\Lambda(\mathcal{F}) = -(\partial\mathbf{Z} \times \{\frac{1}{2}\})$, and the positive and negative regions are the portions of the boundary $\partial F(\mathcal{Z})$ containing $\mathbf{Z} \times \{1\}$ and $\mathbf{Z} \times \{0\}$, respectively; see Figure 14. We also notice that there is an obvious embedding of $G(\mathcal{Z})$ in $\mathcal{F}(\mathcal{Z})$ such that \mathbf{Z} goes to $\mathbf{Z} \times \{\frac{1}{2}\}$ and the 1-cells map to (extensions) of the cores of the 1-handles. When discussing the subset of arcs \mathbf{Z} inside $\mathcal{F}(\mathcal{Z})$, we will always mean $\mathbf{Z} \times \{\frac{1}{2}\}$.

Let $\mathcal{F} = (F, \Lambda)$ be a sutured surface and let $\mathcal{F}(\mathcal{Z})$ be the sutured surface associated to an arc diagram \mathcal{Z} . If there exists a proper diffeomorphism $\iota: \mathcal{F}(\mathcal{Z}) \rightarrow \mathcal{F}$, then we say that \mathcal{Z} parametrizes $\mathcal{F} = (F, \Lambda)$.

Definition 4.6 A *bordered sutured manifold* $\mathcal{Y} = (Y, \Gamma, \mathcal{Z})$ is a (not necessarily balanced) sutured manifold (Y, Γ) , together with an embedding of the sutured surface $\mathcal{F}(\mathcal{Z})$ into ∂Y that sends \mathbf{Z} , in an orientation-preserving way, into Γ .

An example of a bordered sutured manifold is depicted in Figure 15.

Remark 4.7 So far, the discussion has been focused exclusively on the bordered sutured category. In “classical” bordered Floer homology, the concept of an arc

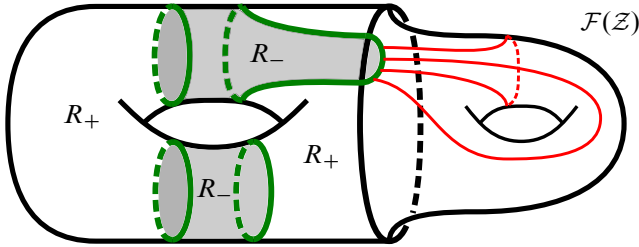


Figure 15: A bordered sutured manifold with sutured surface \mathcal{F} parametrized by the arc diagram \mathcal{Z}

diagram is replaced by that of a *pointed matched circle*—roughly, an arc diagram with a single arc, whose tip and tail are identified via a marked point. When working with bordered Heegaard diagrams, and when computing their corresponding invariants, this marked point plays the role of a usual basepoint in Heegaard Floer theory, as the sutures do in the discussion to follow. So, a “classical” bordered manifold can be thought of as a bordered sutured manifold with suture a circle bounding a disk.

4.3 The strands algebra

We now recall the definition of the strands algebra and bordered algebra from [39]. These will both be differential graded algebras, but we omit the discussion of gradings in what follows and refer the interested reader to [39].

Definition 4.8 The *strands algebra* $\mathcal{A}(n, k)$ is a free \mathbb{F} -module with generators $\mu = (S, T, \phi)$, where S and T are both k -element subsets of $\{1, \dots, n\}$, and $\phi: S \rightarrow T$ is a nondecreasing bijection. We denote by $\text{Inv}(\mu)$ the set of inversions of the map ϕ , that is, pairs $i < j$ in S such that $\phi(i) > \phi(j)$. We also denote the cardinality of $\text{Inv}(\mu)$ by $\text{inv}(\mu) = \text{inv}(\phi)$. Multiplication in $\mathcal{A}(n, k)$ is then given by

$$(S, T, \phi) \cdot (U, V, \psi) = \begin{cases} (S, V, \psi \circ \phi) & \text{if } T = U \text{ and } \text{inv}(\phi) + \text{inv}(\psi) = \text{inv}(\psi \circ \phi), \\ 0 & \text{else.} \end{cases}$$

The differential is obtained by summing over all possible ways of “resolving” inversions (see below).

The strands algebra is so-called because it has an obvious interpretation in terms of moving strands from the points of S to those of T . From this perspective, the differential corresponds precisely to resolving topological crossings between two strands. There is an additional interpretation of the strands algebra in terms of Reeb chords along \mathbf{Z} —see below and [39]—and we use the terms “strand” and “Reeb chord” interchangeably according to context.

In the bordered sutured setting, we require a slight generalization of the strands algebra. The *extended strands algebra* of the tuple $(n_1, \dots, n_l; k)$ is

$$\mathcal{A}(n_1, \dots, n_l; k) = \bigoplus_{k_1 + \dots + k_l = k} \mathcal{A}(n_1, k_1) \otimes \dots \otimes \mathcal{A}(n_l, k_l).$$

We can view $\mathcal{A}(n_1, \dots, n_l; k)$ as a subalgebra of $\mathcal{A}(n_1 + \dots + n_l, k)$ by thinking of the components $\mathcal{A}(n_i, k_i)$ as acting on $\{(n_1 + \dots + n_{i-1}) + 1, \dots, (n_1 + \dots + n_{i-1}) + n_i\}$ instead of $\{1, \dots, n_i\}$.

Let (\mathbf{Z}, \mathbf{a}) be a finite collection of oriented arcs and a subset of $2k$ points as in Section 4.2 above. Denote by \mathbf{Z}_i the i^{th} oriented arc in \mathbf{Z} and let $\mathbf{a}_i = \mathbf{Z}_i \cap \mathbf{a}$ be the subset of \mathbf{a} contained in \mathbf{Z}_i . The strands algebra associated to the pair (\mathbf{Z}, \mathbf{a}) is

$$\mathcal{A}'(\mathbf{Z}, \mathbf{a}) = \bigoplus_{i=1}^{2k} \mathcal{A}(|\mathbf{a}_1|, \dots, |\mathbf{a}_l|; i).$$

Let $\mathcal{Z} = (\mathbf{Z}, \mathbf{a}, M)$ be a rank k arc diagram and $\mathcal{A}'(\mathbf{Z}, \mathbf{a})$ the strands algebra associated to (\mathbf{Z}, \mathbf{a}) . To each i -element subset $S \subset \{1, \dots, 2k\}$, there exists an idempotent $I(S) = (S, S, \text{id}_S) \in \mathcal{A}'(\mathbf{Z}, \mathbf{a})$. If $s \subset \{1, \dots, k\}$ is an i -element subset, then a *section* of s is a subset $S \subset M^{-1}(s)$ such that $M|_S: S \rightarrow s$ is a bijection. For each subset $s \subset \{1, \dots, k\}$ there is an idempotent

$$I_s = \sum_{S \text{ a section of } s} I(S),$$

obtained by summing over all idempotents associated to sections over s .

Definition 4.9 The ground ring $\mathcal{I}(\mathcal{Z})$ associated to the arc diagram $\mathcal{Z} = (\mathbf{Z}, \mathbf{a}, M)$ is the rank 2^k subalgebra of $\mathcal{A}'(\mathbf{Z}, \mathbf{a})$ spanned by the collection of idempotents $\{I_s \mid s \subset \{1, \dots, k\}\}$.

If we let $\mathcal{I}(\mathcal{Z}, i)$ be the subalgebra of $\mathcal{I}(\mathcal{Z})$ generated by $\{I_s \mid s \subset \{1, \dots, k\}, |s| = i\}$, then there exists a natural decomposition

$$\mathcal{I}(\mathcal{Z}) = \bigoplus_{i=0}^k \mathcal{I}(\mathcal{Z}, i).$$

It is frequently convenient to focus on the subset of triples (S, T, ϕ) , where $S, T \subset \{1, \dots, 2k\}$ and $\phi: S \rightarrow T$ is a *strictly* increasing bijection. In such a situation, we say that a subset $U \subset \{1, \dots, 2k\}$ *completes* the pair (S, T) if $U \cap (S \cup T) = \emptyset$. Given

(S, T, ϕ) as above, we let

$$a_i(S, T, \phi) = \sum_{\substack{U \text{ completes } (S, T) \\ |U \cup S| = i}} (S \cup U, T \cup U, \phi_U) \in \mathcal{A}'(\mathbf{Z}, \mathbf{a}),$$

where $\phi_U|_S = \phi$ and $\phi_U|_U = \text{Id}_U$.

Definition 4.10 The bordered algebra associated to the arc diagram $\mathcal{Z} = (\mathbf{Z}, \mathbf{a}, M)$ is the algebra

$$\mathcal{A}(\mathcal{Z}) = \mathcal{I}(\mathcal{Z}) \cdot \mathcal{A}'(\mathbf{Z}, \mathbf{a}) \cdot \mathcal{I}(\mathcal{Z}) \subset \mathcal{A}'(\mathbf{Z}, \mathbf{a}).$$

It is generated over \mathbb{F} by $\mathcal{I}(\mathcal{Z})$ and elements of the form $I \cdot a_i(S, T, \phi) \cdot I$.

The bordered algebra $\mathcal{A}(\mathcal{Z})$ is a module over the idempotent subalgebra $\mathcal{I}(\mathcal{Z})$ and decomposes as a direct sum

$$\mathcal{A}(\mathcal{Z}) = \bigoplus_{i=0}^k \mathcal{A}(\mathcal{Z}, i),$$

where the constituents $\mathcal{A}(\mathcal{Z}, i) = \mathcal{I}(\mathcal{Z}, i) \cdot \mathcal{A}(\mathcal{Z}) \cdot \mathcal{I}(\mathcal{Z}, i)$ are modules over $\mathcal{I}(\mathcal{Z}, i)$.

One can alternatively describe the strands algebra $\mathcal{A}(\mathcal{Z})$ in terms of Reeb chords as follows: If $\mathcal{Z} = (\mathbf{Z}, \mathbf{a}, M)$ is an arc diagram, then, up to isotopy, there exists a unique (compatibly oriented) contact structure on the collection of arcs \mathbf{Z} . If we endow \mathbf{Z} with this contact structure, then the elements of $\mathbf{a} \subset \mathbf{Z}$ are Legendrian. In this case, there exists a family of positively oriented Reeb chords whose beginning and endpoints lie in \mathbf{a} . If $\boldsymbol{\rho} = \{\rho_1, \dots, \rho_n\}$ is a collection of Reeb chords in (\mathbf{Z}, \mathbf{a}) , then we let $\boldsymbol{\rho}^- = \{\rho_1^-, \dots, \rho_n^-\}$ and $\boldsymbol{\rho}^+ = \{\rho_1^+, \dots, \rho_n^+\}$ denote the beginning and endpoints of the elements of $\boldsymbol{\rho}$, respectively.

The idea is to use Reeb chords as geometric manifestations of the strictly increasing pairing functions discussed above. For this to be possible, we must introduce an appropriate compatibility condition.

Definition 4.11 Let $\mathcal{Z} = (\mathbf{Z}, \mathbf{a}, M)$ be an arc diagram. A collection of Reeb chords $\boldsymbol{\rho} = \{\rho_1, \dots, \rho_n\}$ in (\mathbf{Z}, \mathbf{a}) , where $|\mathbf{a}| = 2k$, is said to be i -compatible if none of the ρ_j are constant, the points $M(\rho_1^-), \dots, M(\rho_n^-)$ and, independently, $M(\rho_1^+), \dots, M(\rho_n^+)$ are all distinct, and $\#(M(\boldsymbol{\rho}^-) \cup M(\boldsymbol{\rho}^+)) \leq k - (i - n)$.

Thinking of a collection of Reeb chords as a strictly increasing pairing function, the final condition above guarantees the existence of at least one $(i - n)$ -element subset $s \subset \{1, \dots, k\}$ which is disjoint from $M(\boldsymbol{\rho}^-) \cup M(\boldsymbol{\rho}^+)$ and which “completes” $\boldsymbol{\rho}$.

That is, if ρ is an i -compatible collection of Reeb chords and s is an i -completion, then

$$a(\rho, s) = \sum_{S \text{ a section of } s} (\rho^- \cup S, \rho^+ \cup S, \phi_S)$$

defines an element of $\mathcal{A}(\mathcal{Z}, i)$, where $\phi_S(\rho_i^-) = \rho_i^+$ and ϕ_S is the identity on S . Defining

$$a_i(\rho) = \sum_{s \text{ an } i\text{-completion of } \rho} a(\rho, s),$$

we see that $\mathcal{A}(\mathcal{Z}, i)$ is generated over $\mathcal{I}(\mathcal{Z})$ by the collection of elements $\{a_i(\rho)\}$, where ρ is an i -compatible collection of Reeb chords. For a given collection of Reeb chords ρ we can combine these elements into a sum $a(\rho) = \sum a_i(\rho)$.

4.4 A_∞ -modules and type- D structures

We now review basic definitions surrounding A_∞ -modules and type- D structures. Type- D structures were introduced by Lipshitz, Ozsváth and Thurston in [23] (see also [39]). Although everything that follows can be extended to \mathbb{Z} -coefficients, we work exclusively over $\mathbb{F} = \mathbb{Z}/2$ since this is all that is needed to define the bordered invariants, and to avoid sign complications.

Recall an A_∞ -algebra over \mathbb{F} is a pair $\mathcal{A} = (A, \{\mu_i\})$ where A is graded \mathbb{F} -module and the μ_i are a sequence of multiplication maps

$$\mu_i: A^{\otimes i} \rightarrow A[2-i]$$

for $i = 1, 2, \dots$ satisfying, for each n , the compatibility conditions

$$\sum_{i+j=n+1} \sum_{l=1}^{n-j+1} \mu_i(a_1 \otimes \dots \otimes a_{l-1} \otimes \mu_j(a_l \otimes \dots \otimes a_{l+j-1}) \otimes a_{l+j} \otimes \dots \otimes a_n) = 0$$

and the unital condition that there is an element $1 \in A$ for which $\mu_2(a, 1) = \mu_2(1, a) = a$ for all $a \in A$ and μ_i vanishes on i -tuples containing 1 for $i \neq 2$. Recall that $A[n]$ denotes the module A with grading shifted down by n and that $A^{\otimes i}$ denotes the tensor product over \mathbb{F} of i copies of A . If $\mu_i = 0$ for $i > 2$ then A is simply a differential graded algebra (with differential μ_1 and multiplication μ_2).

Definition 4.12 Let \mathcal{A} be a unital (graded) A_∞ -algebra over \mathbb{F} , with multiplication maps μ_i , and \mathcal{I} the subalgebra of idempotents with orthogonal basis $\{I_i\}$ satisfying

$\sum I_i = 1 \in \mathcal{A}$. A (right unital) A_∞ -module over \mathcal{A} is a graded module M over the base ring \mathcal{I}

$$M_{\mathcal{A}} = \bigoplus_i M \cdot I_i,$$

together with a family of homogeneous maps

$$(3) \quad m_i: M \otimes A^{\otimes i-1} \rightarrow M[2-i], \quad i \geq 1,$$

which together satisfy the A_∞ structure conditions

$$0 = \sum_{j=1}^{n-1} \sum_{i=1}^{n-j} m_n(x \otimes a_1 \otimes \cdots \otimes \mu_j(a_i \otimes \cdots \otimes a_{i+j}) \otimes \cdots \otimes a_{n-1}) + \sum_{i=1}^n m_{n-i+1}(m_i(x \otimes a_1 \otimes \cdots \otimes a_{i-1}) \otimes \cdots \otimes a_{n-1}).$$

and unital conditions

$$m_2(x \otimes 1) = x,$$

$$m_i(x \otimes \cdots \otimes 1 \otimes \cdots) = 0, \quad i \geq 2.$$

We say that the A_∞ -module $M_{\mathcal{A}}$ is *bounded* if $m_i = 0$ for all sufficiently large i .

It is frequently convenient to represent a structure equation like (3) graphically. For the case of an A_∞ -module, this is depicted in Figure 16.

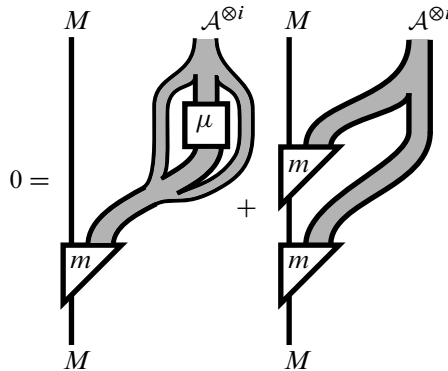


Figure 16: The structure equation for an A_∞ module M

Remark 4.13 If \mathcal{Z} is an arc diagram, then the associated strands algebra $\mathcal{A}(\mathcal{Z})$ is actually a DG-algebra—meaning that $\mu_i = 0$ for all $i > 2$. Thus, the first summand in the structure equation for an A_∞ -module over such an $\mathcal{A}(\mathcal{Z})$ involves only terms containing μ_1 and μ_2 .

Definition 4.14 Let \mathcal{A} be a unital DG–algebra over \mathbb{F} , with idempotent subalgebra \mathcal{I} as above. A (left) type- D structure over \mathcal{A} is a graded module N over the base ring \mathcal{I}

$${}^{\mathcal{A}}N = \bigoplus_i I_i \cdot N,$$

together with a homogeneous map

$$\delta: N \rightarrow (A \otimes N)[1],$$

satisfying the compatibility relation

$$(\mu_1 \otimes \text{Id}_N) \circ \delta + (\mu_2 \otimes \text{Id}_N) \circ (\text{Id}_A \otimes \delta) \circ \delta = 0.$$

Iterating, we obtain a collection of maps indexed by $k \in \{0, 1, \dots\}$

$$\delta_k: N \rightarrow (A^{\otimes k} \otimes N)[k],$$

where

$$\delta_k = \begin{cases} \text{Id}_N & \text{for } k = 0, \\ (\text{Id}_A \otimes \delta_{k-1}) \circ \delta & \text{for } k \geq 1. \end{cases}$$

The structure equation for a type- D module is shown in Figure 17. We say a type- D structure ${}^{\mathcal{A}}N$ is bounded if $\delta_k = 0$ for all sufficiently large k .

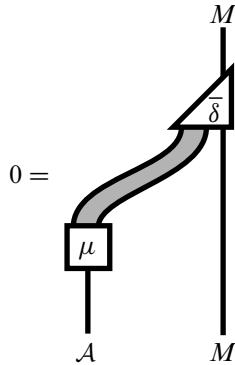


Figure 17: The structure equation for a type- D structure on M

Given two type- D structures (N, δ) and (N', δ') over \mathcal{A} , an \mathbb{F} –module homomorphism $\psi: N \rightarrow A \otimes N'$ is a D –structure homomorphism if it satisfies

$$(\mu_2 \otimes \text{Id}_{N'}) \circ (\text{Id}_A \otimes \psi) \circ \delta + (\mu_2 \otimes \text{Id}_{N'}) \circ (\text{Id}_A \otimes \delta_{N'}) \circ \psi + (\mu_1 \otimes \text{Id}_{N'}) \circ \psi = 0.$$

Given two D –structure homomorphisms $\phi: N \rightarrow A \otimes N'$ and $\psi: N' \rightarrow A \otimes N''$, their composition is the D –structure homomorphism $\psi \circ \phi$ from N to N'' defined by

$$(\mu_2 \otimes \text{Id}_{N''}) \circ (\text{Id}_A \otimes \psi) \circ \phi.$$

We say that two type- D structure homomorphisms $\phi: N \rightarrow A \otimes N'$ and $\psi: N \rightarrow A \otimes N'$ are homotopic if there is a D -structure homotopy between them, that is, an \mathbb{F} -module homomorphism $h: N \rightarrow A \otimes N'[-1]$ satisfying

$$(\mu_2 \otimes \text{Id}_{N'}) \circ (\text{Id}_A \otimes h) \circ \delta + (\mu_2 \otimes \text{Id}_{N'}) \circ (\text{Id}_A \otimes \delta_{N'}) \circ h + (\mu_1 \otimes \text{Id}_{N'}) \circ h = \psi - \phi.$$

Given an A_∞ -module M_A and a type- D structure ${}^A N$, at least one of which is bounded, we can form their *box tensor product* $M_A \boxtimes {}^A N = (M \otimes_I N, \partial^\boxtimes)$, with differential given by the formula

$$\partial^\boxtimes(x \otimes y) = \sum_{k=0}^{\infty} (m_{k+1} \otimes \text{Id}_N)(x \otimes \delta_k(y)).$$

The boundedness assumption ensures that the above sum is finite.

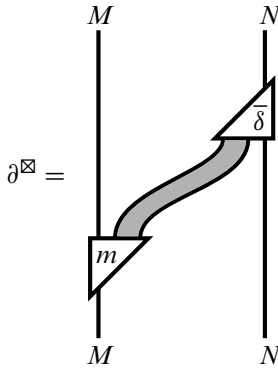


Figure 18: The structure equation for ∂^\boxtimes

The following definition from [23] shows how to induce maps on box tensor products.

Definition 4.15 Let $\phi: N \rightarrow N'$ be a map of D -modules and Id_M the identity. The *box tensor product* of Id_M and ϕ is a map

$$\text{Id}_M \boxtimes \phi: M \boxtimes N \rightarrow M \boxtimes N'$$

given by

$$\text{Id}_M \boxtimes \phi(x \otimes y) = \sum_{k=0}^{\infty} (m_{k+1} \otimes \text{Id}_{N'}) \circ (x \otimes \phi_k(y)),$$

where the maps $\phi_k: N \rightarrow A^{\otimes k} \otimes N$ are defined inductively by

$$\phi_k := \sum_{i+j=k-1} (\text{Id}_{A^{\otimes(i+1)}} \otimes \delta'_j) \circ (\text{Id}_{A^{\otimes i}} \otimes \phi) \circ \delta_i.$$

Graphically, the map $\text{Id}_M \boxtimes \phi$ can be represented as in Figure 19.

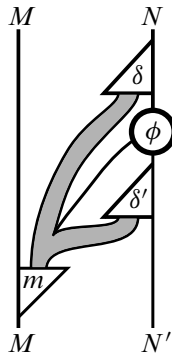


Figure 19: The map $\text{Id}_M \boxtimes \phi$

We will also make use of A_∞ -bimodules. As the A_∞ -algebras we will be concerned with are differential graded algebras, we will define our bimodules over such algebras. See [24] for the more general definition.

Definition 4.16 Let \mathcal{A} and \mathcal{B} be two differential graded algebras with underlying \mathbb{F} -modules A and B , differentials denoted by $\partial_{\mathcal{A}}$ and $\partial_{\mathcal{B}}$ and multiplication maps denoted by $\mu_{\mathcal{A}}$ and $\mu_{\mathcal{B}}$, respectively. A type-DA structure over \mathcal{A} and \mathcal{B} , denoted by ${}^{\mathcal{A}}M_{\mathcal{B}}$, is a graded vector space M over \mathbb{F} together with a collection of graded maps

$$m_k: M \otimes B^{\otimes(k-1)} \rightarrow A \otimes M[2-k]$$

satisfying

$$\begin{aligned} & \sum_{p=1}^k (\mu_{\mathcal{A}} \otimes \text{Id}_M) \circ (\text{Id}_{\mathcal{A}} \otimes m_{k-p+1}) \circ (m_p \otimes \text{Id}_{B^{\otimes(k-p)}}) + (\partial_{\mathcal{A}} \otimes \text{Id}_M) \circ m_k \\ & + \sum_{p=0}^{k-2} m_k \circ (\text{Id}_M \otimes \text{Id}_{B^{\otimes p}} \otimes \partial_{\mathcal{B}} \otimes \text{Id}_{B^{\otimes(k-p-2)}}) \\ & + \sum_{p=0}^{k-3} m_k \circ (\text{Id}_M \otimes \text{Id}_{B^{\otimes p}} \otimes \mu_{\mathcal{B}} \otimes \text{Id}_{B^{\otimes(k-p-3)}}) = 0 \end{aligned}$$

for all $k \geq 0$ and the unital condition that $m_2(x \otimes 1) = 1 \otimes x$ and m_k is zero when any entry is 1 for $k \neq 2$.

Given such a type-DA structure, we can define maps

$$m_k^i: M \otimes B^{\otimes(k-1)} \rightarrow A^{\otimes i} \otimes M[1+i-k]$$

by setting $m_1^0 = \text{Id}_M$, $m_k^0 = 0$ for $k > 1$, $m_k^1 = m_k$ and then inductively defining

$$m_k^i = \sum_{j=0}^{k-1} (\text{Id}_{A^{\otimes(i-1)}} \otimes m_{j+1}) \circ (m_{k-j}^{i-1} \otimes \text{Id}_{B^{\otimes j}}).$$

Notice that, in the case that A or B is the trivial algebra, we get an A_∞ -module over B or a type- D structure over \mathcal{A} (by ignoring the m_k^i for $k > 1$), respectively. There are notions of maps between type- DA modules and homotopies between such maps analogous to those for type- D modules discussed above. For details see [24].

Now, given two type- DA structures ${}^A M_B$ and ${}^B N_C$ with maps $\{m_k^i\}$ and $\{n_l^j\}$, respectively, we define their *box tensor product* ${}^A M_B \boxtimes {}^B N_C$ to be the type- DA structure ${}^A(M \otimes N)_C$ with operations

$$(m \boxtimes n)_k^i = \sum_{j \geq 1} (m_j^i \otimes \text{Id}_N) \circ (\text{Id}_M \otimes n_k^{j-1}).$$

If both \mathcal{A} and \mathcal{C} are trivial then one notes that this definition agrees with the box tensor product defined above.

4.5 The bordered invariants

Let $\mathcal{Z} = (\mathbf{Z}, \mathbf{a}, M)$ be an arc diagram.

Definition 4.17 A bordered sutured Heegaard diagram is a quadruple $\mathcal{H} = (\Sigma, \boldsymbol{\alpha}, \boldsymbol{\beta}, \mathcal{Z})$ comprised of the following:

- Σ a compact surface with no closed components.
- $\boldsymbol{\alpha} = \boldsymbol{\alpha}^c \cup \boldsymbol{\alpha}^a$ a collection of pairwise disjoint, properly embedded circles $\boldsymbol{\alpha}^c$ and arcs $\boldsymbol{\alpha}^a$ in Σ .
- $\boldsymbol{\beta}$ a collection of pairwise disjoint, properly embedded circles in Σ .
- An embedding of the associated graph $G(\mathcal{Z}) \rightarrow \Sigma$ such that \mathbf{Z} is sent to $\partial\Sigma$ in an orientation-preserving way and the 1-cells of $G(\mathcal{Z})$ are identified with the arcs $\boldsymbol{\alpha}^a$.

We further require that each component of $\Sigma \setminus (\boldsymbol{\alpha}^c \cup \boldsymbol{\alpha}^a)$ and each component of $\Sigma \setminus \boldsymbol{\beta}$ intersects $\partial\Sigma \setminus \mathbf{Z}$.

From a bordered sutured Heegaard diagram $\mathcal{H} = (\Sigma, \boldsymbol{\alpha}, \boldsymbol{\beta}, \mathcal{Z})$ we can construct a bordered sutured 3-manifold (Y, Γ, \mathcal{Z}) as follows: The manifold Y is simply $\Sigma \times [0, 1]$ with 2-handles attached to $\Sigma \times \{1\}$ along the circles in $\boldsymbol{\beta}$ and attached to $\Sigma \times \{0\}$ along the circles in $\boldsymbol{\alpha}^c$. The sutures Γ are $\partial\Sigma \times \{\frac{1}{2}\}$. Finally we construct the embedding of $\mathcal{F}(\mathcal{Z})$ into ∂Y by first embedding $G(\mathcal{Z})$. To this end, we embed \mathbf{Z} as $\mathbf{Z} \times \{\frac{1}{2}\} \subset \partial\Sigma \times \{\frac{1}{2}\}$ and to each $\alpha \in \boldsymbol{\alpha}^a$ we attach the 1-cell $(\partial\alpha \times [0, \frac{1}{2}]) \cup \alpha \times \{0\}$. Now a small neighborhood of $G(\mathcal{Z})$ in ∂Y gives an embedding of $\mathcal{F}(\mathcal{Z})$ into ∂Y .

Given a bordered sutured Heegaard diagram $\mathcal{H} = (\Sigma, \alpha, \beta, \mathcal{Z})$, a *generator* for bordered sutured Floer homology is a collection of intersections $\mathbf{x} = (x_1, \dots, x_g)$ in $\alpha \cap \beta$ such that exactly one point comes from each α -circle, exactly one point comes from each β -circle, and at most one point comes from each α -arc. We denote this generating set by $\mathcal{G}(\mathcal{H})$.

Let \mathcal{H} be a bordered sutured Heegaard diagram and $\mathbf{x} \in \mathcal{G}(\mathcal{H})$ a generator. The set of α -arcs containing points of the generator \mathbf{x} is denoted by $o(\mathbf{x})$ and is called the set of *occupied arcs*. Similarly, we denote by $\bar{o}(\mathbf{x}) = \alpha^a \setminus o(\mathbf{x})$ the complement of the set of occupied arcs.

To a bordered sutured Heegaard diagram $\mathcal{H} = (\Sigma, \alpha, \beta, \mathcal{Z})$ one associates two basic algebraic objects. The first is a right A_∞ -module over the bordered strands algebra $\mathcal{A}(\mathcal{Z})$, denoted by $\widehat{\text{BSA}}(\mathcal{H})_{\mathcal{A}(\mathcal{Z})}$. The second is a left type- D structure over $\mathcal{A}(-\mathcal{Z})$, and is denoted by ${}^{\mathcal{A}(-\mathcal{Z})}\widehat{\text{BSD}}(\mathcal{H})$. More specifically, the A_∞ -module $\widehat{\text{BSA}}(\mathcal{H})$ is $X(\mathcal{H})$, where $X(\mathcal{H})$ is the \mathbb{F} -vector space generated by $\mathcal{G}(\mathcal{H})$ and given a right $\mathcal{I}(\mathcal{Z})$ -module structure by the action

$$\mathbf{x} \cdot I(s) = \begin{cases} \mathbf{x} & \text{if } s = o(\mathbf{x}), \\ 0 & \text{else.} \end{cases}$$

In a similar spirit, the type- D structure $\widehat{\text{BSD}}(\mathcal{H})$ is defined to be $\mathcal{A}(-\mathcal{Z}) \otimes_{\mathcal{I}(-\mathcal{Z})} X(\mathcal{H})$, where the left action of $\mathcal{I}(-\mathcal{Z})$ on $X(\mathcal{H})$ is given by

$$I(s) \cdot \mathbf{x} = \begin{cases} \mathbf{x} & \text{if } s = \bar{o}(\mathbf{x}), \\ 0 & \text{else.} \end{cases}$$

The A_∞ -module and type- D structures on $\widehat{\text{BSA}}(\mathcal{H})$ and $\widehat{\text{BSD}}(\mathcal{H})$, respectively, are obtained by counting holomorphic curves in $\Sigma \times [0, 1] \times \mathbb{R}$ with appropriate asymptotic behavior — we refer the reader to [23; 39] for details, but make a few remarks in the next subsection that are relevant to our computations below.

The third author showed in [39] that $\widehat{\text{BSA}}(\mathcal{H})$ and $\widehat{\text{BSD}}(\mathcal{H})$ are both invariants of the underlying bordered sutured manifold specified by \mathcal{H} up to homotopy equivalence. In addition, the third author established a pairing theorem which describes how these invariants behave if one glues together two bordered sutured 3-manifolds along a common parametrized sutured surface \mathcal{Z} .

Theorem 4.18 *Let $(Y_1, \Gamma_1, \mathcal{Z})$ and $(Y_2, \Gamma_2, -\mathcal{Z})$ be bordered sutured 3-manifolds and $(Y, \Gamma) = (Y_1 \cup_{\mathcal{Z}} Y_2, \Gamma_1 \cup \Gamma_2)$ the sutured 3-manifold obtained by gluing them together along \mathcal{Z} . Then there exists a graded homotopy equivalence*

$$\text{SFC}(Y, \Gamma) \simeq \widehat{\text{BSA}}(Y_1, \Gamma_1) \boxtimes \widehat{\text{BSD}}(Y_2, \Gamma_2) \simeq \widehat{\text{BSA}}(Y_1, \Gamma_1) \tilde{\otimes}_{\mathcal{A}(\mathcal{Z})} \widehat{\text{BSD}}(Y_2, \Gamma_2),$$

where $\tilde{\otimes}$ denotes the derived (A_∞) tensor product.

Moving to bimodules, let $\mathcal{H} = (\Sigma, \alpha, \beta, -\mathcal{Z}_1 \cup \mathcal{Z}_2)$ be a bordered sutured Heegaard diagram where the parametrized surface has two disjoint components, one parametrized by $-\mathcal{F}(\mathcal{Z}_1)$ and the other by $\mathcal{F}(\mathcal{Z}_2)$. We define the type-DA structure $\mathcal{A}(\mathcal{Z}_1) \widehat{\text{BSDA}}(\mathcal{H})_{\mathcal{A}(\mathcal{Z}_2)}$ to be $\mathcal{A}(\mathcal{Z}_1) \otimes_{\mathcal{I}(\mathcal{Z}_1)} X(\mathcal{H})$, where the left $\mathcal{I}(-\mathcal{Z}_1)$ - and right $\mathcal{I}(\mathcal{Z}_2)$ -module structures on $X(\mathcal{H})$ are defined by

$$I(s_1) \cdot x \cdot I(s_2) = \begin{cases} x & \text{if } s_1 = \bar{o}(x) \text{ and } s_2 = o(x), \\ 0 & \text{else.} \end{cases}$$

The operators $\{m_k\}$ are defined by counting holomorphic curves in $\Sigma \times [0, 1] \times \mathbb{R}$ with appropriate asymptotic behavior.

In [39] a generalization of Theorem 4.18 was also established.

Theorem 4.19 *Let $(Y_1, \Gamma_1, -\mathcal{Z}_1 \cup \mathcal{Z}_2)$ and $(Y_2, \Gamma_2, -\mathcal{Z}_2 \cup \mathcal{Z}_3)$ be two bordered sutured manifolds. We can be glued them together along $\mathcal{F}(\mathcal{Z}_2)$ to obtain a sutured cobordism from $\mathcal{F}(\mathcal{Z}_1)$ to $\mathcal{F}(\mathcal{Z}_3)$ and a graded homotopy equivalence of bimodules*

$$\widehat{\text{BSDA}}(Y_1 \cup_{\mathcal{F}(\mathcal{Z}_2)} Y_2) \simeq \widehat{\text{BSDA}}(Y_1) \boxtimes \widehat{\text{BSDA}}(Y_2) \simeq \widehat{\text{BSDA}}(Y_1) \tilde{\otimes} \widehat{\text{BSDA}}(Y_2).$$

4.6 Nice Heegaard diagrams

Sarkar and Wang [34] showed how to compute the differential in Heegaard Floer homology combinatorially if the Heegaard diagram was “nice”. As discussed in [39], the same is true in the bordered sutured category.

A bordered sutured Heegaard diagram $\mathcal{H} = (\Sigma, \alpha, \beta, \mathcal{Z})$ is *nice* if every region of $\Sigma \setminus (\alpha \cup \beta)$ either contains part of $\partial\Sigma \setminus \mathcal{Z}$ or is a disk with at most four vertices. For such diagrams we can define the type-D structure δ on $\widehat{\text{BSD}}(\mathcal{H})$ as follows. For each generator x of $\widehat{\text{BSD}}(\mathcal{H})$ the differential $\delta(x)$ is computed as follows:

- (1) Suppose y is another generator that differs from x at only one constituent intersection point coming from of $\alpha \cap \beta$ and S is a convex bigon embedded in Σ with boundary consisting of one arc from α and one arc from β , no points of $x \cap y$ in the interior of the bigon, traversing ∂S near one of the double points of x in the direction induced from the orientation of S one encounters the arc from β and then the one from α , and traversing the boundary near one of the double points of y one encounters the arcs in the opposite order. Then S contributes $I(\bar{o}(x)) \otimes y$ to $\delta(x)$.
- (2) Suppose y is another generator that differs from x at exactly two constituent intersection points and S is a convex rectangle embedded in Σ with boundary consisting of two arcs from α and two arcs from β , no points of $x \cap y$ in the interior of the rectangle, traversing ∂S near one of the double points of x in the direction induced

from the orientation of S one encounters the arc from β and then the one from α , and traversing the boundary near one of the double points of \mathbf{y} one encounters the arcs in the opposite order. Then S contributes $I(\bar{\partial}(\mathbf{x})) \otimes \mathbf{y}$ to $\delta(\mathbf{x})$.

(3) Suppose \mathbf{y} is another generator that differs from \mathbf{x} at only one constituent intersection point and S is a convex rectangle embedded in Σ with boundary consisting of two arcs from α , one arc from β and one Reeb chord $-\rho \in \mathbf{Z}$, no points of $\mathbf{x} \cap \mathbf{y}$ in the interior of the rectangle, traversing ∂S near one of the double points of \mathbf{x} in the direction induced from the orientation of S one encounters the arc from β and then the one from α , and traversing the boundary near one of the double points of \mathbf{y} one encounters the arcs in the opposite order. Then S contributes $I(\bar{\partial}(\mathbf{x}))a(\rho)I(\bar{\partial}(\mathbf{y})) \otimes \mathbf{y}$ to $\delta(\mathbf{x})$.

Not all of our diagrams are nice but when computing type- D structures all the regions we compute will be (possibly immersed) bigons and rectangles, or embedded annuli. They will count towards δ in an entirely analogous way to the situation for nice diagrams (see for example, the computations in [23, Appendix A]). When computing type- DA structures we make similar counts but in that case we will also need to consider (possibly immersed) annuli with varying numbers of corners on each boundary components. (Again see the computations in [23, Appendix A] for the fact that these are counted analogously.)

4.7 $\text{Spin}^{\mathbb{C}}$ structures in bordered sutured Floer homology

Let Y be a 3-manifold (possibly with boundary), and $X \subset Y$ a subspace of Y . Fix a nonzero vector field v_0 on the subspace X . As discussed in Section 2.5.3 for the case of knot complements (where $X = \partial Y = T^2$), the space of relative $\text{Spin}^{\mathbb{C}}$ -structures $\text{Spin}^{\mathbb{C}}(Y, X, v_0)$, or simply $\text{Spin}^{\mathbb{C}}(Y, X)$, consists of nonvanishing vector fields v on Y such that $v|_X = v_0$, considered up to homology in $Y \setminus X$. The set $\text{Spin}^{\mathbb{C}}(Y, X, v_0)$ is an affine space over $H_2(Y, X)$ whenever it is nonempty.

In the bordered setting, there are two flavors of (relative) $\text{Spin}^{\mathbb{C}}$ -structure, which depend on a chosen boundary normalization convention. To understand the two conventions, let \mathcal{H} be a bordered sutured Heegaard diagram given by a boundary-compatible Morse function f , and let $\mathbf{x} \in \mathcal{G}(\mathcal{H})$ be a generator of the associated bordered sutured Floer complex. Consider the gradient vector field ∇f , which vanishes only at the critical points of f . Each intersection of \mathbf{x} lies on a unique gradient trajectory connecting an index-1 and index-2 critical point of f . As these intersections have opposite parity, we can alter the vector field ∇f to be nonvanishing in a neighborhood of each of these trajectories. The few remaining critical points of f are all contained in $F = F(\mathbf{Z}) \subset \partial Y$. It is straightforward to modify ∇f in a neighborhood of each

remaining critical point to be nonzero. Up to diffeomorphism, this modification is equivalent to removing small balls around each of the remaining critical points. The resulting nonzero vector field is denoted by $v(\mathbf{x})$.

Consider the vector fields $v_0 = v(\mathbf{x})|_{\partial Y \setminus F} = \nabla f|_{\partial Y \setminus F}$ and $v_{o(\mathbf{x})} = v(\mathbf{x})|_{\partial Y}$. The vector field $v_{o(\mathbf{x})}$ depends on the collection of occupied α -arcs $o(\mathbf{x})$, while v_0 does not depend on any information coming from the generator \mathbf{x} . For different choices of boundary-compatible Morse function and metric, the vector fields v_0 and $v_{o(\mathbf{x})}$ may vary within a contractible set. Thus, we consider the following two sets of relative $\text{Spin}^{\mathbb{C}}$ -structures: $\text{Spin}^{\mathbb{C}}(Y, \partial Y \setminus F)$ and $\text{Spin}^{\mathbb{C}}(Y, \partial Y, o)$, where $o \subset \{1, \dots, k\}$ lists the collection of occupied α -arcs.

Let $\mathcal{H} = \mathcal{H}_1 \cup \mathcal{H}_2$ be a decomposition of a (bordered) sutured Heegaard diagram into a pair of bordered sutured Heegaard diagrams, glued along their common boundary. If $\mathbf{x} \in \mathcal{G}(\mathcal{H})$ is a generator of the (bordered) sutured Floer complex associated to \mathcal{H} , then $\mathbf{x} = \mathbf{x}_1 \otimes \mathbf{x}_2$, where $\mathbf{x}_1 \in \mathcal{G}(\mathcal{H}_1)$ and $\mathbf{x}_2 \in \mathcal{G}(\mathcal{H}_2)$. By fixing the natural vector field associated to $\mathfrak{s}(\mathbf{x}) = \mathfrak{s}(\mathbf{x}_1 \otimes \mathbf{x}_2)$ along the gluing surface, we further obtain a decomposition of $\mathfrak{s}(\mathbf{x})$ into the pair of relative $\text{Spin}^{\mathbb{C}}$ -structures: $\mathfrak{s}(\mathbf{x}_1) \in \text{Spin}^{\mathbb{C}}(Y_1, \partial Y_1, o(\mathbf{x}_1))$ and $\mathfrak{s}(\mathbf{x}_2) \in \text{Spin}^{\mathbb{C}}(Y_2, \partial Y_2, \bar{o}(\mathbf{x}_2))$. Moreover, we have a splitting of Chern classes

$$c_1(\mathbf{x}_1 \otimes \mathbf{x}_2) = c_1(\mathbf{x}_1) \otimes c_1(\mathbf{x}_2).$$

4.8 Bordered invariants and knot Floer homology

Given a null-homologous knot $K \subset Y$, one can form the bordered manifold by removing a tubular neighborhood of K and parametrizing the resulting torus boundary using the meridian and (Seifert-framed) longitude to K . The resulting space is a bordered 3-manifold which is canonically associated to the knot K . From this space we compute A_{∞} and type- D modules denoted by $\widehat{\text{CFA}}(K)_{\mathcal{A}T}$ and ${}^{\mathcal{A}T}\widehat{\text{CFD}}(K)$, each over the torus algebra (see Section 5).

Lipshitz, Ozsváth and Thurston [23] observed that the knot Floer homology groups $\text{HFK}^-(Y, K)$ and $\widehat{\text{HFK}}(Y, K)$ can be recovered from either of the bordered invariants $\widehat{\text{CFA}}(K)$ or $\widehat{\text{CFD}}(K)$. Concretely, this can be obtained by considering the doubly pointed, bordered Heegaard diagram $\mathcal{H}_c = (\mathcal{H}, z, w)$ for the solid torus shown in Figure 20.

The doubly pointed diagram \mathcal{H}_c in Figure 20 specifies a solid torus $S^1 \times D^2$ together with its core curve $\gamma = S^1 \times \text{pt}$. The arcs α_1 and α_2 specify the longitude and meridian of γ , respectively. Identifying these curves of this solid torus with their pairs on the complement $Y \setminus \nu(K)$ amounts to performing infinity-surgery and further identifies the core curve γ of $S^1 \times D^2$ with the knot K .

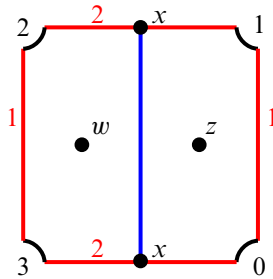


Figure 20: Diagram (\mathcal{H}, z, w) yielding HFK^-

To \mathcal{H}_c one associates three distinct type- D modules, which compute the knot Floer homology groups $\text{HFK}^-(Y, K)$, $\text{HFK}^+(Y, K)$ and $\widehat{\text{HFK}}(Y, K)$, respectively, when paired with $\widehat{\text{CFA}}(K)$. We denote the first by $K^- := {}^{\text{Ar}}\text{CFD}^-(\mathcal{H}_c)$. This module is generated over $\mathbb{F}[U]$ by the single intersection point x . It is understood that holomorphic disks passing over the second basepoint w in \mathcal{H}_c , with multiplicity n , contribute a factor of U^n to the differential. Thus, the type- D module K^- is specified by the relation

$$\delta(U^i \cdot x) = \rho_{23} \otimes (U^{i+1} \cdot x),$$

or, graphically,

$$x \xrightarrow{\rho_{23}} U \cdot x \xrightarrow{\rho_{23}} U^2 \cdot x \xrightarrow{\rho_{23}} U^3 \cdot x \xrightarrow{\rho_{23}} \dots$$

We denote the second type- D module associated to \mathcal{H}_c by $K^+ := {}^{\text{Ar}}\text{CFD}^+(\mathcal{H}_c)$. As an $\mathbb{F}[U]$ -module, it is equal to $\mathbb{F}[U^{-1}]$. Again, we have that holomorphic disks passing over the second basepoint w in (\mathcal{H}, z, w) , with multiplicity n , contribute a factor of U^n to the differential. The type- D structure on K^+ is specified graphically as

$$x \xleftarrow{\rho_{23}} U^{-1} \cdot x \xleftarrow{\rho_{23}} U^{-2} \cdot x \xleftarrow{\rho_{23}} U^{-3} \cdot x \xleftarrow{\rho_{23}} \dots$$

Finally, there is a third type- D structure associated to (\mathcal{H}, z, w) , which we denote by $\widehat{K} := {}^{\text{Ar}}\widehat{\text{CFD}}(\mathcal{H}_c)$. The module \widehat{K} is again generated by the single intersection x , but now over the field \mathbb{F} . The differential on \widehat{K} is trivial:

$$\delta(x) = 0.$$

4.9 Gluing maps

In [40], the third author defined a gluing map for sutured 3-manifolds. Specifically, he showed the following:

Theorem 4.20 [40] *Let (Y_1, Γ_1) and (Y_2, Γ_2) be balanced sutured 3-manifolds which can be glued along some surface F . Then there exists a well-defined map*

$$\Psi_F: \text{SFH}(Y_1, \Gamma_1) \otimes \text{SFH}(Y_2, \Gamma_2) \rightarrow \text{SFH}(Y_1 \cup Y_2, \Gamma_1 \cup \Gamma_2),$$

which is symmetric, associative and equals the identity for topologically trivial gluings.

These maps are well-defined, even when the two manifolds are bordered sutured, provided the surface along which the gluing is performed is part of the sutured boundary. The third author has further shown [41] that the gluing map given by Theorem 4.20 are equivalent to the contact gluing map defined by Honda, Kazez and Matic [18].

The main advantage of the bordered sutured interpretation of the Honda–Kazez–Matic (HKM) gluing map is that it is defined purely algebraically. The utility of this algebraic perspective will become apparent quickly. Indeed, the algebraic framework surrounding bordered sutured Floer homology, combined with some standard nonvanishing results for the HKM gluing maps will propel many of the computations that follow.

Remark 4.21 The results in this paper rely only on a weak version of the third author’s equivalence of gluing maps. Specifically, we require simply that the HKM gluing maps can be localized in the bordered sutured sense (for a precise statement, see Theorem 6.1 below). In particular, none of the results in this paper reference the third author’s “join map” or make use of the strong version of his theorem equating it with the HKM gluing map. We expect a complete proof of the strong version of the equivalence based on the third author’s original techniques to appear soon.

5 Parametrized surfaces and associated algebras

We now give explicit descriptions of the strands algebras to be encountered in subsequent sections. There are three such surfaces and they are depicted in Figures 21 and 22.

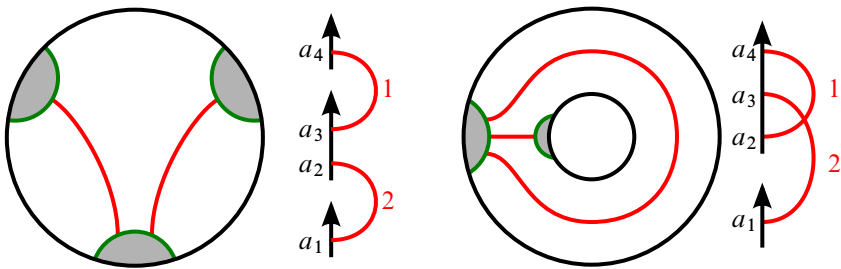


Figure 21: The sutured disk $\mathcal{F}_D = (D^2, \Lambda_D)$ and corresponding arc diagram \mathcal{W}_D (left) and sutured annulus $\mathcal{F}_A = (A, \Lambda_A)$ and corresponding arc diagram \mathcal{W}_A (right)

The parametrized sutured disk We begin with the sutured surface $\mathcal{F}_D = (D^2, \Lambda_D)$, depicted on the left in Figure 21. This surface is topologically a disk, with suture set Λ_D consisting of six marked points along its boundary. Figure 21 also depicts a parametrization of \mathcal{F}_D and the corresponding arc diagram \mathcal{W}_D .

From Figure 21, we see that there is a single Reeb chord ρ in \mathcal{W}_D connecting a_2 to a_3 . In turn, the algebra $\mathcal{A}(\mathcal{W}_D)$ has trivial differential and decomposes as a direct sum of three subalgebras: $\mathcal{A}(\mathcal{W}_D, 0)$, $\mathcal{A}(\mathcal{W}_D, 1)$ and $\mathcal{A}(\mathcal{W}_D, 2)$.

The summands $\mathcal{A}(\mathcal{W}_D, 0) = \langle I_\emptyset \rangle$ and $\mathcal{A}(\mathcal{W}_D, 2) = \langle I_{12} \rangle$ are both trivial, while the $\mathcal{A}(\mathcal{W}_D, 1)$ -summand is given by

$$\mathcal{A}(\mathcal{W}_D, 1) = \langle I_1, I_2, \rho' \rangle,$$

where $\rho' = a(\{\rho\}, \emptyset)$ and the idempotent compatibilities are given by

$$I_2 \rho' I_1 = \rho'.$$

The parametrized sutured annulus Next, we turn to the sutured surface $\mathcal{F}_A = (A, \Lambda_A)$, depicted on the right in Figure 21. Topologically, this is an annulus with suture set Λ_A consisting of a pair of marked points on each boundary component. As before, Figure 21 also depicts a parametrization of \mathcal{F}_A together with the corresponding arc diagram \mathcal{W}_A .

In \mathcal{W}_A , there are three Reeb chords — ρ_1 connecting a_2 to a_3 , ρ_2 connecting a_3 to a_4 and ρ_{12} connecting a_2 to a_4 . It follows that the algebra $\mathcal{A}(\mathcal{W}_A)$ decomposes as a sum of three subalgebras: $\mathcal{A}(\mathcal{W}_A, 0)$, $\mathcal{A}(\mathcal{W}_A, 1)$ and $\mathcal{A}(\mathcal{W}_A, 2)$.

As before, the summand $\mathcal{A}(\mathcal{W}_A, 0) = \langle I_\emptyset \rangle$ is trivial.

The $\mathcal{A}(\mathcal{W}_A, 1)$ -summand is described by

$$\mathcal{A}(\mathcal{W}_A, 1) = \langle I_1, I_2, \rho'_1, \rho'_2, \rho'_{12} \rangle,$$

where $\rho'_1 = a(\{\rho_1\}, \emptyset)$, $\rho'_2 = a(\{\rho_2\}, \emptyset)$ and $\rho'_{12} = a(\{\rho_{12}\}, \emptyset)$. The idempotent compatibilities and nontrivial products in $\mathcal{A}(\mathcal{W}_A, 1)$ are given by

$$I_1 \rho'_1 I_2 = \rho'_1, \quad I_2 \rho'_2 I_1 = \rho'_2, \quad I_1 \rho'_{12} I_1 = \rho'_{12}, \quad \rho'_1 \rho'_2 = \rho'_{12}.$$

Finally, we have that

$$\mathcal{A}(\mathcal{W}_A, 2) = \langle I_{12}, \rho''_{12}, \rho''_2 \cdot \rho''_1 \rangle,$$

where $\rho''_{12} = a(\{\rho_{12}\}, \{2\})$ and $\rho''_2 \cdot \rho''_1 = a(\{\rho_1, \rho_2\}, \emptyset)$. The idempotent compatibilities are given by

$$I_{12} \rho''_{12} I_{12} = \rho''_{12}, \quad I_{12} \rho''_2 \cdot \rho''_1 I_{12} = \rho''_2 \cdot \rho''_1,$$

and there are no nontrivial products. There is a single nontrivial differential in $\mathcal{A}(\mathcal{W}_A, 2)$ given by $\partial \rho''_{12} = \rho''_2 \cdot \rho''_1$.

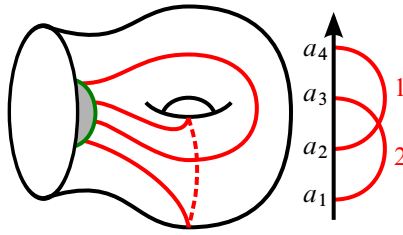


Figure 22: The sutured torus $\mathcal{F}_T = (T, \Lambda_T)$ and corresponding arc diagram \mathcal{W}_T

The parametrized sutured torus Finally, we consider the surface $\mathcal{F}_T = (T, \Lambda_T)$, depicted in Figure 22. As a sutured surface, this is a punctured torus with a suture set Λ_T consisting of a pair of marked point along its boundary. An explicit parametrization of \mathcal{F}_T by \mathcal{W}_T is also shown in Figure 22.

In \mathcal{W}_T , there are several Reeb chords — ρ_1 from a_1 to a_2 , ρ_2 from a_2 to a_3 , ρ_3 from a_3 to a_4 , ρ_{12} from a_1 to a_3 , ρ_{23} from a_2 to a_4 and finally ρ_{123} from a_1 to a_4 .

The algebra $\mathcal{A}(\mathcal{W}_T)$ associated to this punctured torus is equivalent to the “torus algebra” from [23]. As above, $\mathcal{A}(\mathcal{W}_T)$ decomposes as a sum of three subalgebras: $\mathcal{A}(\mathcal{W}_T, 0)$, $\mathcal{A}(\mathcal{W}_T, 1)$ and $\mathcal{A}(\mathcal{W}_T, 2)$.

In this case, only the $\mathcal{A}(\mathcal{W}_T, 0)$ –summand is trivial: $\mathcal{A}(\mathcal{W}_T, 0) = \langle I_\emptyset \rangle$.

We have that $\mathcal{A}(\mathcal{W}_T, 1)$ is given by

$$\mathcal{A}(\mathcal{W}_T, 1) = \langle I_1, I_2, \rho'_1, \rho'_2, \rho'_3, \rho'_{12}, \rho'_{23}, \rho'_{123} \rangle,$$

where $\rho'_1 = a(\{\rho_1\}, \emptyset)$, $\rho'_2 = a(\{\rho_2\}, \emptyset)$, $\rho'_3 = a(\{\rho_3\}, \emptyset)$, $\rho'_{12} = a(\{\rho_{12}\}, \emptyset)$, $\rho'_{23} = a(\{\rho_{23}\}, \emptyset)$ and $\rho'_{123} = a(\{\rho_{123}\}, \emptyset)$. The idempotent compatibilities and nontrivial products in $\mathcal{A}(\mathcal{W}_T, 1)$ are given by

$$\begin{aligned} I_2 \rho'_1 I_1 &= \rho'_1, & I_1 \rho'_2 I_2 &= \rho'_2, & I_2 \rho'_3 I_1 &= \rho'_3, \\ I_2 \rho'_{12} I_2 &= \rho'_{12}, & I_1 \rho'_{23} I_1 &= \rho'_{23}, & I_2 \rho'_{123} I_1 &= \rho'_{123}, \\ \rho'_1 \rho'_2 &= \rho'_{12}, & \rho'_2 \rho'_3 &= \rho'_{23}, & \rho'_1 \rho'_{23} &= \rho'_{123}, & \rho'_{12} \rho'_3 &= \rho'_{123}. \end{aligned}$$

Since it is not strictly needed in the discussion to follow, we leave it as an interesting exercise for the reader to compute the summand $\mathcal{A}(\mathcal{W}_T, 2)$. As a hint, this subalgebra contains both nontrivial products and nontrivial differentials.

6 Bypass attachment maps

In this section, we begin discussing a general method for computing the HKM map induced on sutured Floer homology by bypass attachment. The key result from [41],

which propels this computation in this section, states that the HKM gluing maps extends to the bordered sutured category. Specifically, the third author proves the following extension of [Theorem 2.12](#):

Theorem 6.1 *Let $\mathcal{Y}_1 = (Y_1, \Gamma_1, \mathcal{Z})$ and $\mathcal{Y}_2 = (Y_2, \Gamma_2, \mathcal{Z})$ be two bordered sutured 3-manifolds such that $Y_1 \subset Y_2$, $Y_2 \setminus \text{int}(Y_1)$ is balanced sutured, and let ξ be a contact structure on $Y_2 \setminus \text{int}(Y_1)$ with convex boundary divided by $\Gamma_1 \cup \Gamma_2$. Then there exists a map of type- D structures induced by the contact structure ξ ,*

$$\phi_\xi: \widehat{\text{BSD}}(-\mathcal{Y}_1) \rightarrow \widehat{\text{BSD}}(-\mathcal{Y}_2),$$

which is natural with respect to gluings of bordered sutured 3-manifolds along subsets of the boundary which are parametrized sutured surfaces.

The discussion to follow focuses on a small tubular neighborhood of a bypass attachment arc. Within this neighborhood, there exists a natural sequence of three suture sets, each obtained from the last by a bypass attachment. Together, this sequence is known as a “bypass exact triangle”. It is so-called because it represents an exact triangle in Honda’s contact category (see [\[16; 20\]](#)). The sequence of attachments and resulting dividing sets are depicted in [Figure 23](#).

Theorem 6.2 (Honda [\[16\]](#)) *Denote the sutured manifolds in the above mentioned sequence by (Y, Γ_A) , (Y, Γ_B) and (Y, Γ_C) , respectively. The trio of HKM gluing maps induced by the collection of bypass attachments moving between these three manifolds together form an exact triangle in sutured Floer homology:*

$$\begin{array}{ccc} & \text{SFH}(-Y, -\Gamma_A) & \\ \nearrow \phi_B & & \searrow \phi_A \\ \text{SFH}(-Y, -\Gamma_C) & \xleftarrow{\phi_C} & \text{SFH}(-Y, -\Gamma_B) \end{array}$$

In [Section 6.1](#) we will reduce this theorem to a computation about simple bordered sutured manifolds and in the following section we will make the relevant computations giving a bordered sutured Floer proof of this theorem.

6.1 The bordered analogue

We translate the above discussion into the language of bordered sutured Floer homology by decomposing the sutured manifold $(-Y, -\Gamma_A)$, as depicted in [Figure 24](#), into a pair of bordered sutured manifolds $(-Y, \Gamma', \mathcal{W}_D)$ and $(D^2 \times I, \Gamma_A, -\mathcal{W}_D)$.

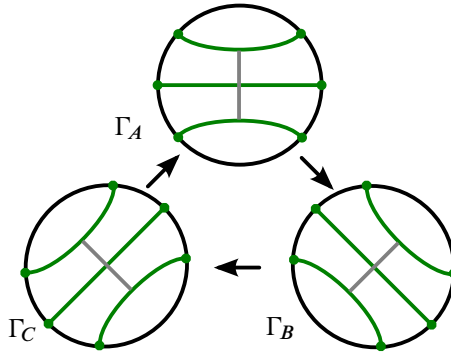


Figure 23: Honda's bypass exact triangle

Mirroring the discussion above, we consider the trio of bordered sutured manifolds $\mathcal{D}_A = (D^2 \times I, \Gamma'_A, -\mathcal{W}_D)$, $\mathcal{D}_B = (D^2 \times I, \Gamma'_B, -\mathcal{W}_D)$ and $\mathcal{D}_C = (D^2 \times I, \Gamma'_C, -\mathcal{W}_D)$ depicted in Figure 25. The sutured manifolds $(-Y, -\Gamma_A)$, $(-Y, -\Gamma_B)$ and $(-Y, -\Gamma_C)$ are obtained from $\mathcal{Y} = (-Y, \Gamma', \mathcal{W}_D)$ by gluing on \mathcal{D}_A , \mathcal{D}_B or \mathcal{D}_C , respectively.

Below we compute the trio of HKM gluing maps ϕ'_A , ϕ'_B and ϕ'_C induced by the bypass attachments in Figure 23 on the type- D structures ${}^{\mathcal{A}(\mathcal{W}_D)}\widehat{\text{BSD}}(\mathcal{D}_A)$, ${}^{\mathcal{A}(\mathcal{W}_D)}\widehat{\text{BSD}}(\mathcal{D}_B)$ and ${}^{\mathcal{A}(\mathcal{W}_D)}\widehat{\text{BSD}}(\mathcal{D}_C)$. We will then see that $\widehat{\text{BSD}}(\mathcal{D}_A)$ is the mapping cone of ϕ'_B with ϕ'_A and ϕ'_C being the projection and inclusion maps, respectively. It then follows from Theorem 6.1 that the gluing maps ϕ_A , ϕ_B and ϕ_C are equivalent to $H_*(\mathbb{I} \boxtimes \phi'_A)$, $H_*(\mathbb{I} \boxtimes \phi'_B)$ and $H_*(\mathbb{I} \boxtimes \phi'_C)$, under the identifications

$$\begin{aligned} \text{SFH}(-Y, -\Gamma_A) &\cong H_*(\widehat{\text{BSA}}(\mathcal{Y}) \boxtimes \widehat{\text{BSD}}(\mathcal{D}_A)), \\ \text{SFH}(-Y, -\Gamma_B) &\cong H_*(\widehat{\text{BSA}}(\mathcal{Y}) \boxtimes \widehat{\text{BSD}}(\mathcal{D}_B)), \\ \text{SFH}(-Y, -\Gamma_C) &\cong H_*(\widehat{\text{BSA}}(\mathcal{Y}) \boxtimes \widehat{\text{BSD}}(\mathcal{D}_C)). \end{aligned}$$

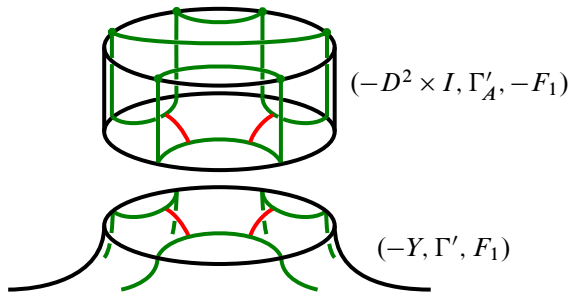


Figure 24: Decomposing $(-Y, \Gamma_A)$

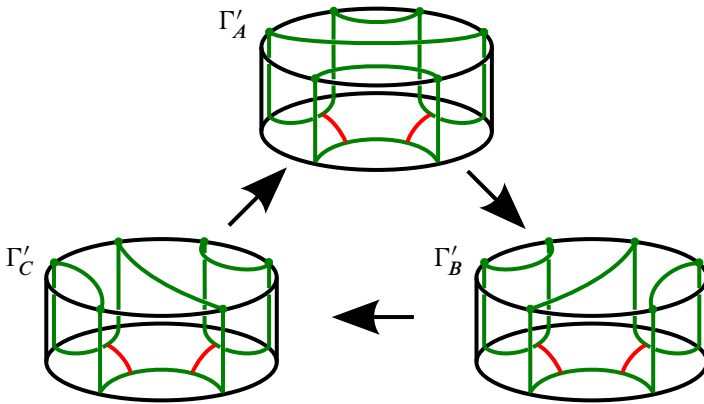


Figure 25: The bordered bypass exact triangle

Properties of the derived tensor product then imply that

$$\text{SFC}(-Y, \Gamma_A) \cong \widehat{\text{BSA}}(\mathcal{Y}) \boxtimes \widehat{\text{BSD}}(\mathcal{D}_A)$$

is the mapping cone of $\mathbb{I} \boxtimes \phi_B$, with $\mathbb{I} \boxtimes \phi_A$ and $\mathbb{I} \boxtimes \phi_C$ being the projection and inclusion maps, respectively. [Theorem 6.2](#) then follows upon taking homology.

6.2 Bordered bypass attachment maps

Our computation of the maps ϕ'_A , ϕ'_B and ϕ'_C proceeds as follows.

We begin by computing the type- D structures $\widehat{\text{BSD}}(\mathcal{D}_A)$, $\widehat{\text{BSD}}(\mathcal{D}_B)$ and $\widehat{\text{BSD}}(\mathcal{D}_C)$. From the form of these modules, it follows that there exist unique nontrivial maps which connect these type- D structures in sequence and these maps form a mapping cone as discussed above. The fact that the maps ϕ'_A , ϕ'_B and ϕ'_C are nontrivial follows from [Theorem 6.1](#) and the fact that there exist contact manifolds with convex boundaries which are related by a single bypass attachment and whose sutured contact invariants are nonzero.

Computation of modules We now compute the three type- D structures $\widehat{\text{BSD}}(\mathcal{D}_A)$, $\widehat{\text{BSD}}(\mathcal{D}_B)$ and $\widehat{\text{BSD}}(\mathcal{D}_C)$. [Figure 26](#) depicts the parametrized bordered sutured manifolds \mathcal{D}_A , \mathcal{D}_B and \mathcal{D}_C .

As we will now verify, the corresponding bordered sutured Heegaard diagrams \mathcal{H}_A , \mathcal{H}_B and \mathcal{H}_C are shown in [Figure 27](#).

We will check that \mathcal{H}_A does indeed give a Heegaard diagram for \mathcal{D}_A and leave it to the reader to make the analogous arguments for the other two diagrams. We first notice that

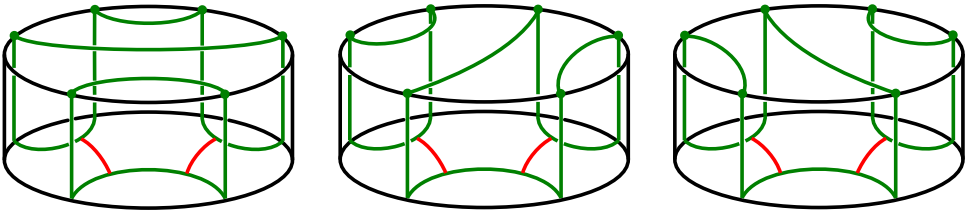


Figure 26: The parametrized bordered sutured manifolds \mathcal{D}_A (left), \mathcal{D}_B (center) and \mathcal{D}_C (right)

$\mathcal{H}_A = (\Sigma, \alpha, \beta, \mathcal{Z})$, where \mathcal{Z} is the arc diagram for \mathcal{F}_D from Section 5 and consists of the vertical black lines and the red arcs. Now recall from Section 4.5 how to build a bordered sutured manifold from a bordered sutured Heegaard diagram. The manifold Y is obtained from the Heegaard surface Σ by attaching 2–handles to $\Sigma \times [0, 1]$ along each of the α – and β –circles. Thus Y is a solid torus (that is an annulus times interval) with one 2–handle attached along a longitude. So Y is clearly a 3–ball.

Now on the left in Figure 28 we see the boundary of $\Sigma \times [0, 1]$ with the embedding of the graph of the arc diagram \mathcal{W}_D for \mathcal{F}_D , the curve β and the dividing curves Γ shown. After surgery on β we see ∂Y on the left of Figure 28 together with the embedding of $\mathcal{F}_D = \mathcal{F}(\mathcal{W}_D)$. This is clearly isotopic to the bordered sutured manifold \mathcal{D}_A in Figure 26.

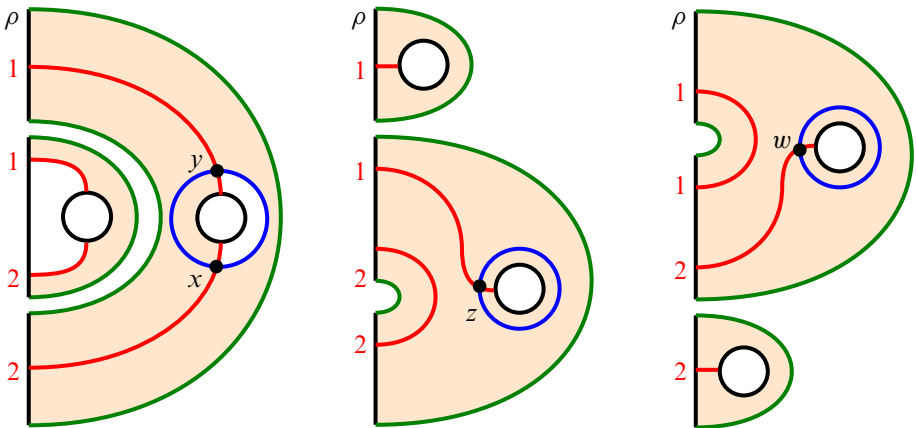


Figure 27: The bordered sutured Heegaard diagrams \mathcal{H}_A (left), \mathcal{H}_B (center) and \mathcal{H}_C (right) associated to \mathcal{D}_A , \mathcal{D}_B and \mathcal{D}_C , respectively. Each Heegaard surface is an annulus obtained by identifying the two round black circles in the diagrams. The blue circles give β and the red arcs form α .

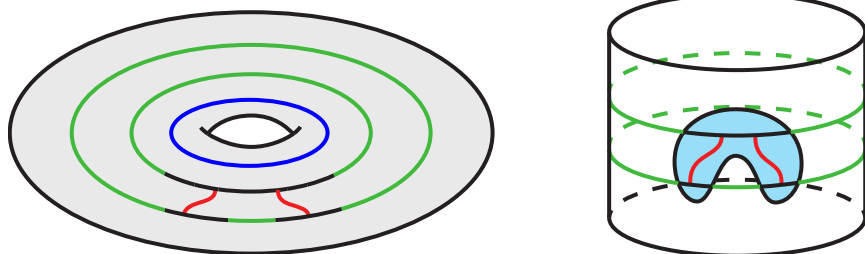


Figure 28: Left: $\partial(\Sigma \times [0, 1])$ with β the innermost circle (blue), the sutures Γ the union of the other two circles (green and black arcs) and $\mathcal{G}(\mathcal{Z})$ the union of diagonal arcs (red) and heavier arcs (black). Right: ∂Y with $\mathcal{F}(\mathcal{Z})$ shaded.

To the diagram \mathcal{H}_A , depicted in Figure 27, we associate the type- D structure $M_A := {}^{A(\mathcal{W}_D)}\widehat{\text{BSD}}(\mathcal{D}_A)$. As a module, M_A is generated by two elements, x and y , whose idempotent compatibilities are given by

$$I_1 \cdot x = x, \quad I_2 \cdot y = y.$$

The diagram \mathcal{H}_A is nice in the sense of Section 4.6, so we can use the algorithm there to compute the boundary map δ . From Figure 27,³ we see that there is a single domain contributing to the boundary map δ . It corresponds to a source S which is a rectangle from y to x with one edge mapping to $-\rho$. Thus, the only nontrivial term in the structure map δ is given by

$$\delta(y) = \rho' \otimes x.$$

Next, to the diagram \mathcal{H}_B , depicted in Figure 27, we associate the type- D structure $M_B := {}^{A(\mathcal{W}_D)}\widehat{\text{BSD}}(\mathcal{D}_B)$. As a module, M_B is generated by a single element z whose idempotent compatibility is given by

$$I_2 \cdot z = z.$$

The boundary map in this case is trivial since all regions in \mathcal{H}_B are adjacent to sutured portions of the boundary.

Finally, to the diagram \mathcal{H}_C in Figure 27, we associate the type- D structure $M_C := {}^{A(\mathcal{W}_D)}\widehat{\text{BSD}}(\mathcal{D}_C)$. As above, M_C is generated by a single element w , whose idempotent compatibility is given by

$$I_1 \cdot w = w,$$

³As an aid to the reader, regions adjacent to a sutured boundary components in bordered sutured Heegaard diagrams have been lightly shaded orange. This signals that any domain which contributes nontrivially to the corresponding differential in Floer homology must have multiplicity zero in that region.

with trivial boundary map owing to the fact that all regions in \mathcal{H}_C are adjacent to portions of the boundary which are sutured.

Nontrivial maps Having computed the type- D structures M_A , M_B and M_C , the task of computing the HKM gluing maps ϕ'_A , ϕ'_B and ϕ'_C is essentially a trivality. The reason is that any map of type- D structures must respect idempotent compatibilities. Combining this with the previously observed nontriviality requirement, one quickly checks that the desired maps are determined as follows.

The only nontrivial, idempotent compatible map from M_A to $\mathcal{A}(\mathcal{W}_D) \otimes M_B$ is

$$\phi'_A: M_A \rightarrow \mathcal{A}(\mathcal{W}_D) \otimes M_B, \quad \phi'_A(y) = I_2 \otimes z, \quad \phi'_A(x) = 0.$$

Similarly, the only nontrivial, idempotent compatible map from M_B to $\mathcal{A}(\mathcal{W}_D) \otimes M_C$ is

$$(4) \quad \phi'_B: M_B \rightarrow \mathcal{A}(\mathcal{W}_D) \otimes M_C, \quad \phi'_B(z) = \rho' \otimes w.$$

Finally, the only nontrivial, idempotent compatible map from M_C to $\mathcal{A}(\mathcal{W}_D) \otimes M_A$ is

$$\phi'_C: M_C \rightarrow \mathcal{A}(\mathcal{W}_D) \otimes M_A, \quad \phi'_C(w) = I_1 \otimes x.$$

Observe that the type- D structure M_A is the mapping cone of the type- D morphism ϕ'_B , and that the maps ϕ'_A and ϕ'_C are the projection and inclusion maps, respectively.

7 Limit invariants and knot Floer homology

In this section, we prove a version of [Theorem 1.1](#), which states that there exists an isomorphism relating the sutured limit homology of a null-homologous knot with the minus version of knot Floer homology. Specifically, we establish an isomorphism of $\mathbb{F}[U]$ -modules, deferring the identification of absolute Alexander and $\mathbb{Z}/2$ -Maslov gradings until [Section 12](#).

Proving [Theorem 1.1](#) requires a precise understanding of how the gluing maps induced by positive and negative Legendrian stabilization act on the sutured Floer homology of a Legendrian knot complement. Computation of these gluing maps, at the level necessary to prove [Theorem 1.1](#), has not historically been possible. These gluing maps are defined in terms of inclusions of complexes, which themselves are generally explicitly computable in only elementary situations. Our strategy employs bordered Floer homology, which provides a sufficiently robust background structure that circumventing the general computability problem is possible in the present situation.

We have broken this section into three main parts. The first discusses the overall geometric setup, remarking on an appropriate method of decomposing a knot complement which leads to simplified gluing map computations. Next, we compute the various modules and bimodules which will be encountered in later computations. Finally, we conclude the section with a proof of the ungraded version of [Theorem 1.1](#).

7.1 The geometric setup

Let Y be a 3-manifold and $K \subset Y$ a null-homologous knot with chosen Seifert surface F . Consider the sutured manifold $(-Y(K), -\Gamma_\lambda) = (-Y(K), -\Gamma_0)$, where $Y(K)$ denotes the complement of an open tubular neighborhood of K and Γ_λ consists of two oppositely oriented Seifert-framed sutures on the boundary of $Y(K)$.

We decompose $(-Y(K), -\Gamma_0)$ into a pair of bordered sutured manifolds

$$(-Y(K), -\Gamma_0) = (-Y(K), \Gamma', \mathcal{F}_T) \cup \mathcal{T}_0,$$

consisting of the knot complement $(-Y(K), \Gamma', \mathcal{F}_T)$ together with a thickened, punctured torus \mathcal{T}_0 , as depicted in [Figure 29](#).

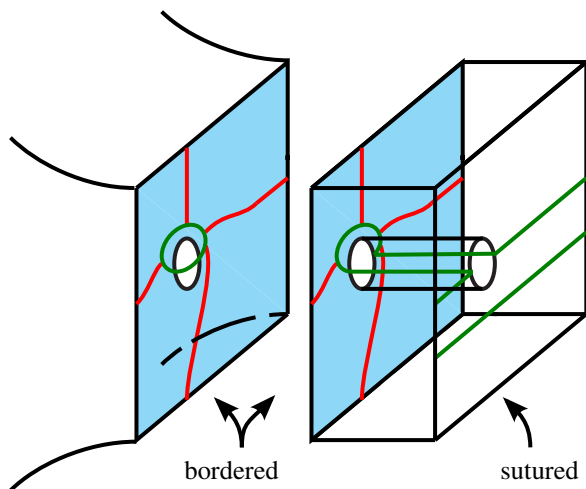


Figure 29: Decomposing $(-Y(K), -\Gamma_K)$ into the union $(-Y(K), \Gamma', \mathcal{F}_T) \cup (T \times I, \Gamma'_K, -\mathcal{F}_T)$. (The light (blue) shaded regions are the parametrized surfaces \mathcal{F}_T as seen on the “front” of $Y(K)$ and the “back” of $T \times I$.)

Decomposing $(-Y(K), -\Gamma_K)$ in this way, we can restrict our attention to computing the gluing maps induced on bordered sutured Floer homology by attaching positive or negative bypasses to the simpler space $\mathcal{T}_0 = (T \times I, \Gamma'_K, -\mathcal{F}_T)$, depicted in [Figure 30](#). We denote the space resulting from n such bypass attachments by \mathcal{T}_n (see [Figure 30](#)).

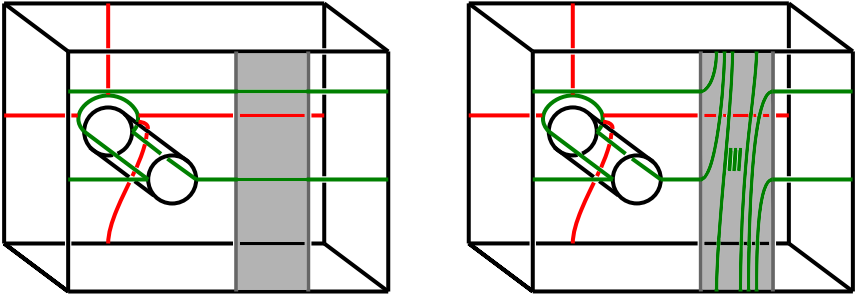


Figure 30: The bordered sutured manifold $\mathcal{T}_0 = (T, -\Gamma'_0, -\mathcal{W}_T)$ (left) and $\mathcal{T}_n = (T, -\Gamma'_n, -\mathcal{W}_T)$ (right). The annular strip A is shaded in gray.

As described in Section 2.1.3, the bypass attachments corresponding to positive or negative basic slice layers can be constrained to lie in the annular strip A , which is shaded gray in Figure 30. The collection of sutures Γ_{n+1} on the resulting space \mathcal{T}_{n+1} are obtained from those on \mathcal{T}_n by applying a single negative Dehn twist along a core curve of the annulus A (note the orientation reversal).

This observation suggests that we consider the further decomposition of \mathcal{T}_n into a union

$$\mathcal{T}_n = \mathcal{T} \cup \mathcal{C}_n \cup \mathcal{A}_0$$

of three bordered sutured manifolds, as depicted in Figure 31. Like the \mathcal{T}_n , the space \mathcal{T} is diffeomorphic to a thickened punctured torus. The spaces \mathcal{C}_n and \mathcal{A}_0 are each diffeomorphic to thickened annuli $A \times I$ (see Sections 7.2.3 and 7.2.4 for descriptions of the spaces \mathcal{A}_n and \mathcal{C}_m).

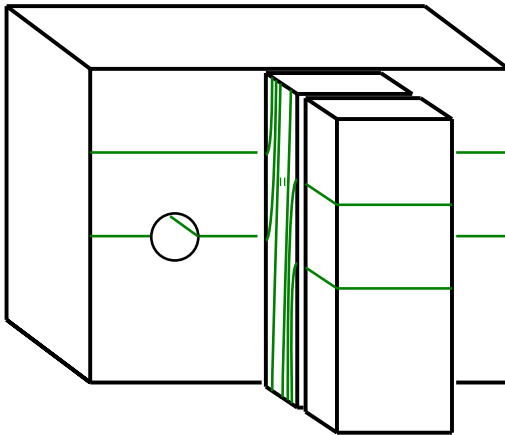


Figure 31: A decomposition of \mathcal{T}_n into the union $\mathcal{T} \cup \mathcal{C}_n \cup \mathcal{A}_0$

The decomposition $\mathcal{T}_n = \mathcal{T} \cup \mathcal{C}_n \cup \mathcal{A}_0$ allows us to systematically compute the HKM gluing maps induced by positive or negative bypass attachments. Lemmas 7.2, 7.3 and 7.4 compute precisely these maps for bypasses attached (positively or negatively) to the spaces \mathcal{A}_0 , \mathcal{A}_n and \mathcal{T}_n , respectively. With minimal additional effort, these results establish Theorem 1.1, identifying our sutured limit homology with the minus version of knot Floer homology.

7.2 Computations of bordered sutured modules and bimodules

In this section, we compute the various modules and bimodules which will be used below in the proof of Theorem 1.1.

7.2.1 Torus modules We begin by computing the type- D modules $\widehat{\text{BSD}}(\mathcal{T}_0)$ and $\widehat{\text{BSD}}(\mathcal{T}_n)$ associated to the spaces depicted in Figure 30. Admissible bordered sutured Heegaard diagrams for these spaces are presented in Figure 32.

To the diagram on the left in Figure 32, we associate the type- D module $K_0 := \mathcal{A}(\mathcal{W}_T) \widehat{\text{BSD}}(\mathcal{T}_0)$, defined over the strand algebra $\mathcal{A}(\mathcal{W}_T)$ from Section 5. The module K_0 is generated by a single element a , whose idempotent compatibility is given by

$$I_2 \cdot a = a.$$

The boundary operator on K_0 is trivial since all of the regions in the bordered sutured Heegaard diagram are adjacent to portions of the boundary which are sutured.

Similarly, to the diagram on the right in Figure 32, representing the bordered sutured manifold \mathcal{T}_n , we associate the type- D module $K_n := \mathcal{A}(\mathcal{W}_T) \widehat{\text{BSD}}(\mathcal{T}_n)$. For an integer $n \geq 1$, the module K_n is generated by the collection of intersections $\{a, b_1, \dots, b_n\}$. The idempotent compatibilities of these generators are given by

$$I_2 \cdot a = a, \quad I_1 \cdot b_i = b_i.$$

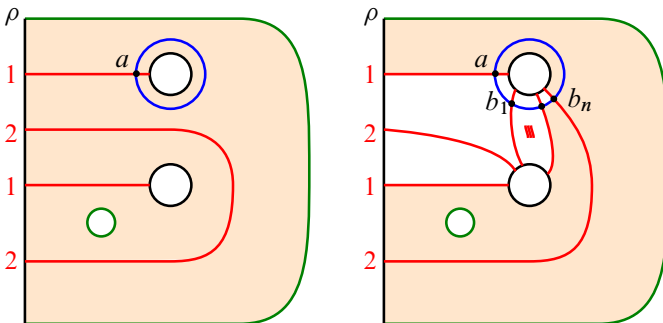


Figure 32: Bordered sutured Heegaard diagrams for the spaces \mathcal{T}_0 and \mathcal{T}_n for $n \geq 1$. (As usual the black circles are identified.)

From the diagram shown in Figure 32, we compute the following nontrivial terms in the boundary operator on K_n :

$$\begin{aligned} \delta(b_1) &= \rho'_2 \otimes a, \\ \delta(b_i) &= \rho'_{23} \otimes b_{i-1}, \quad i = 2, \dots, n. \end{aligned}$$

To see this, observe that, for each $i \geq 1$, there is a single domain contributing to $\delta(b_i)$. In the case $i = 1$, it corresponds to a domain that is described in the algorithm for computing δ for nice diagrams in Section 4.6. For $i \geq 2$, there are many nontrivial (index-1) domains emanating from b_i , but only one which (potentially) contributes nontrivially to the boundary operator — the domain connecting b_i to b_{i-1} . The domain is a 6-gon with two edges going to Reeb chords $-\rho_2$ and $-\rho_3$, in that order. The contribution to δ is analogous to the algorithm described in Section 4.6 except that the two Reeb chords are multiplied together to yield ρ_{23} when determining their contribution to δ .

Remark 7.1 In the discussion to follow, we will not generally provide justification for our boundary operator computations. Instead, we leave them as straightforward exercises for the reader, each of which follows from a line of reasoning similar to that above.

7.2.2 Torus bimodule We now compute the type-DA bimodule associated to the space depicted in Figure 33, which we denote by $\mathcal{T} := (T \times [0, 1], \Gamma, -\mathcal{W}_T \cup \mathcal{W}_A)$. An admissible bordered sutured Heegaard diagram for \mathcal{T} is also shown on the right of Figure 33.

To this bordered sutured Heegaard diagram, we associate the type-DA bimodule $N := \mathcal{A}(\mathcal{W}_T) \widehat{\text{BSDA}}(\mathcal{T})_{\mathcal{A}(\mathcal{W}_A)}$.

We content ourselves with computing the middle summand of $\widehat{\text{BSDA}}(\mathcal{T})$ (namely, $\widehat{\text{BSDA}}(\mathcal{T}, 1) := \mathcal{A}(\mathcal{W}_T, 1) \otimes_{\mathcal{I}(\mathcal{W}_T)} X(\mathcal{H})$) since that is all we need in our proof of Theorem 1.1. Indeed, the modules (A_∞ or type- D) to be paired with N have all other summands vanishing, owing to the fact that they arise from bordered sutured manifolds with a single bordered boundary component.

From Figure 33, we see that $\widehat{\text{BSDA}}(\mathcal{T}, 1)$ is generated by elements x and y , whose idempotent compatibilities are given by

$$I_2 \cdot x \cdot I_2 = x, \quad I_1 \cdot y \cdot I_1 = y.$$

(Other collections of intersection points will not lie in $\widehat{\text{BSDA}}(\mathcal{T}, 1)$.)

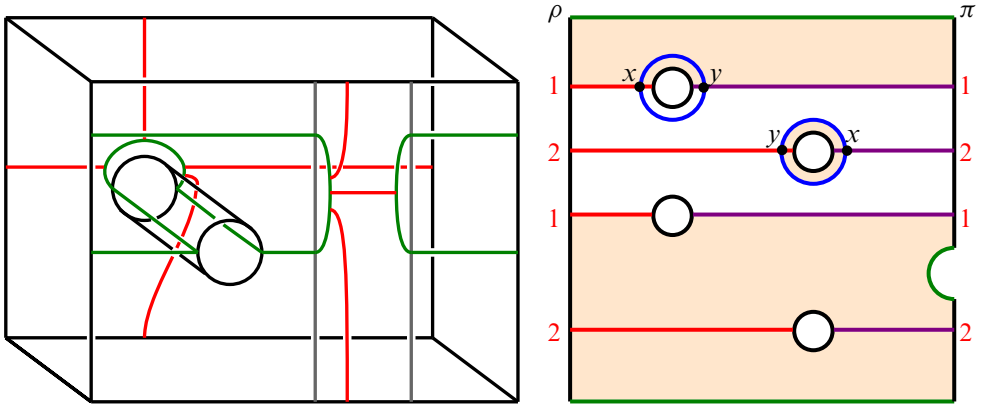


Figure 33: A bordered sutured manifold \mathcal{T} whose parametrized sutured surface boundary consists of two components, \mathcal{F}_T and \mathcal{F}_A (left), and an admissible bordered sutured Heegaard diagram for \mathcal{T} (right). (As usual the black circles are identified by reflections along horizontal lines.)

There are three domains which each contribute a term to m_2 — two correspond to 8-gons with 2 edges mapping to Reeb chords and one which is an annulus with one boundary component having 4 edges — one mapping to a Reeb chord — and the other having 6 edges with 2 mapping to Reeb chords. The nontrivial operations in $\widehat{\text{BSDA}}(\mathcal{T}, 1)$ are given by

$$m_2(y, \pi'_1) = \rho'_2 \otimes x, \quad m_2(x, \pi'_2) = \rho'_3 \otimes y, \quad m_2(y, \pi'_{12}) = \rho'_{23} \otimes y.$$

7.2.3 Annular modules We now focus on the collection of spaces

$$\begin{aligned} \mathcal{A}_0 &:= (A \times [0, 1], \Gamma_0, -\mathcal{W}_A), \\ \mathcal{A}_n &:= (A \times [0, 1], \Gamma_n, -\mathcal{W}_A), \end{aligned}$$

depicted in Figure 34. Admissible bordered sutured Heegaard diagrams for the \mathcal{A}_n are given in Figure 35.

To the diagram on the left-hand side of Figure 35, we associate the type- D module $M_0 := {}^{\mathcal{A}(\mathcal{W}_A)}\widehat{\text{BSD}}(\mathcal{A}_0)$. The module M_0 is generated by a single element a , whose idempotent compatibility is given by

$$I_2 \cdot a = a.$$

The corresponding boundary operator δ is trivial since all of the regions in the corresponding bordered sutured Heegaard diagram are adjacent to portions of the boundary which are sutured.

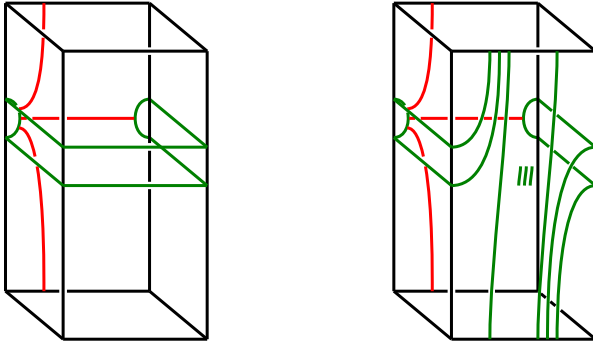


Figure 34: Thickened bordered sutured annuli representing the “twist region”

Similarly, to the collection of diagrams depicted on the right-hand side of Figure 35 we associate the type- D modules $M_n := \mathcal{A}^{(VVA)} \widehat{\text{BSD}}(\mathcal{A}_n)$. For an integer $n \geq 1$, the module M_n is generated by the collection of intersections $\{a, b_1, \dots, b_n\}$. The idempotent compatibilities of these generators are given by

$$I_2 \cdot a = a, \quad I_1 \cdot b_i = b_i.$$

From the diagram shown in Figure 35, we see that the nontrivial terms in the boundary map on δ are given by

$$\delta(b_1) = \rho'_1 \otimes a, \quad \delta(b_i) = \rho'_{12} \otimes b_{i-1}, \quad i = 2, \dots, n.$$

The justification for this calculation is identical to that for the torus modules K_n in Section 7.2.1.

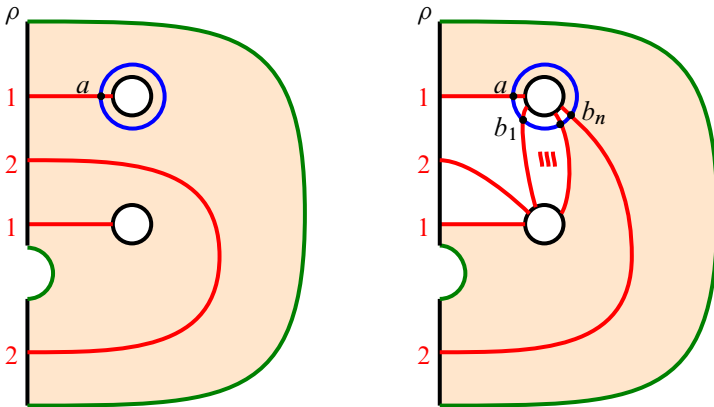


Figure 35: Bordered sutured Heegaard diagrams for the thickened bordered sutured annuli \mathcal{A}_0 and \mathcal{A}_n . (As usual the black circles are identified.)

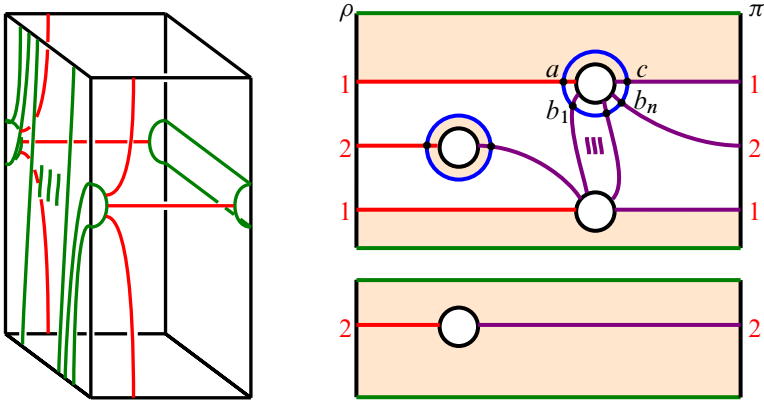


Figure 36: Doubly bordered annulus and its bordered diagram. (As usual the black circles are identified by reflections along horizontal lines.)

7.2.4 Annular bimodules Here, we compute the type-DA bimodules associated to the collection of spaces $C_n := (A \times [0, 1], \Gamma_n, -\mathcal{W}_A \cup \mathcal{W}_A)$ depicted in Figure 36. Admissible bordered sutured Heegaard diagrams for the C_n are given in Figure 36, to which we associate the type-DA bimodule $C_n := {}^{\mathcal{A}(\mathcal{W}_A)}\widehat{\text{BSDA}}(C_n)_{\mathcal{A}(\mathcal{W}_A)}$.

As was the case above for the bimodule N , we content ourselves with computing the middle summand $\widehat{\text{BSDA}}(C_n, 1)$, since that is all we use in our proof of Theorem 1.1. The bimodule $\widehat{\text{BSDA}}(C_n, 1)$ is generated by the intersections, $\{a, b_1, \dots, b_n, c\}$, whose idempotent compatibilities are given by

$$I_2 \cdot a \cdot I_2 = a, \quad I_1 \cdot b_i \cdot I_2 = b_i, \quad I_1 \cdot c \cdot I_1 = c.$$

(Note that for each intersection point in $\{a, b_1, \dots, b_n, c\}$ there is a unique second intersection between the α - and β -curves that will produce an element of $\widehat{\text{BSDA}}(C_n, 1)$, so we denote the generators of $\widehat{\text{BSDA}}(C_n, 1)$ by the points $\{a, b_1, \dots, b_n, c\}$.)

From Figure 36, we see that the nontrivial operations in $\widehat{\text{BSDA}}(A_n, 1)$ are given by

$$\begin{aligned} m_1(b_1) &= \rho_1 \otimes a, & m_1(b_i) &= \rho_{12} \otimes b_{i-1}, \\ m_2(c, \pi_1) &= \rho_{12} \otimes b_n, & m_2(c, \pi_{12}) &= \rho_{12} \otimes c, \\ m_{k+2}(a, \pi_2, \pi_{12}, \dots, \pi_{12}, \pi_1) &= \rho_2 \otimes b_k, \\ m_{k+2}(b_i, \pi_2, \pi_{12}, \dots, \pi_{12}, \pi_1) &= I_1 \otimes b_{i+k}, \\ m_{k+2}(b_{n-k}, \pi_2, \pi_{12}, \dots, \pi_{12}) &= I_1 \otimes c, \\ m_{n+2}(a, \pi_2, \pi_{12}, \dots, \pi_{12}) &= \rho_2 \otimes c, \end{aligned}$$

where $k \geq 1$.

The above computation is straightforward but somewhat involved, and entirely analogous to the computations made in [23, Appendix A].

7.2.5 Bypass attachment annuli We conclude by computing the type- DA bimodules associated to the two spaces $\mathcal{B}_1 := (A \times [0, 1], \Gamma', -\mathcal{W}_A \cup \mathcal{W}_D)$ and $\mathcal{B}_2 := (A \times [0, 1], \Gamma'', -\mathcal{W}_A \cup \mathcal{W}_D)$ depicted in Figure 37. These spaces will be used to study the attachment of bypasses by gluing them to the bordered sutured manifolds \mathcal{D}_A , \mathcal{D}_B or \mathcal{D}_C from Section 6.1.

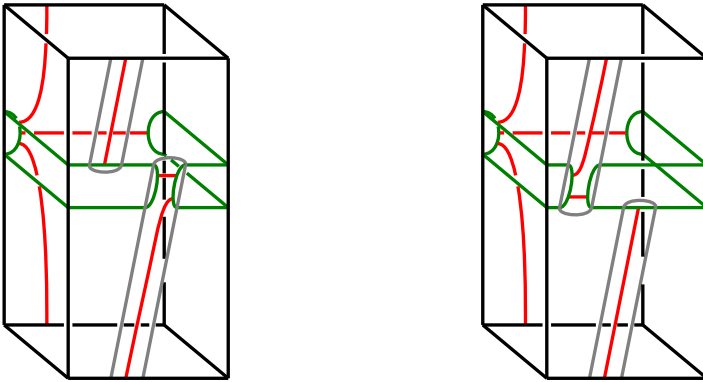


Figure 37: Bordered sutured manifolds for the two possible bypass attachments to an annulus, $\mathcal{B}_1 := (A \times [0, 1], \Gamma', -\mathcal{W}_A \cup \mathcal{W}_D)$ and $\mathcal{B}_2 := (A \times [0, 1], \Gamma'', -\mathcal{W}_A \cup \mathcal{W}_D)$

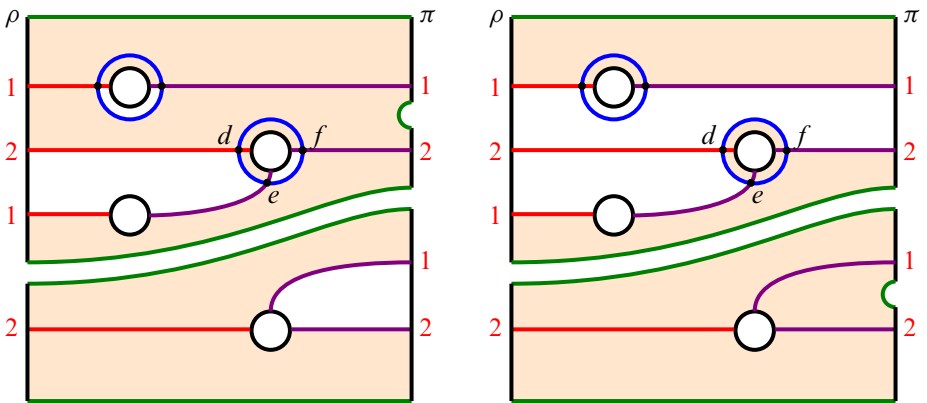


Figure 38: Heegaard diagrams for the possible bypass attachments to an annulus \mathcal{B}_1 and \mathcal{B}_2 . (As usual the black circles are identified by reflections along horizontal lines.)

To the bordered sutured Heegaard diagrams shown on the left- and right-hand sides of [Figure 38](#), we associate the type-DA bimodules $B_1 := {}^{\mathcal{A}(W_A)}\widehat{\text{BSDA}}(\mathcal{B}_1)_{\mathcal{A}(W_D)}$ and $B_2 := {}^{\mathcal{A}(W_A)}\widehat{\text{BSDA}}(\mathcal{B}_2)_{\mathcal{A}(W_D)}$, respectively. As before, we compute only the summand $\widehat{\text{BSDA}}(\mathcal{B}_i, 1)$, since that is all we need in our proof of [Theorem 1.1](#).

The bimodule $\widehat{\text{BSDA}}(\mathcal{B}_1, 1)$ is generated by the intersections, $\{d, e, f\}$, whose idempotent compatibilities are given by

$$I_1 \cdot d \cdot I_1 = d, \quad I_2 \cdot e \cdot I_1 = e, \quad I_2 \cdot f \cdot I_2 = f.$$

There are two nontrivial domains; one contributes a term to m_1 and another to m_2 . The nontrivial operations in $\widehat{\text{BSDA}}(\mathcal{B}_1, 1)$ are given by

$$m_1(d) = \rho'_1 \otimes e, \quad m_2(f, \pi') = I_2 \otimes e.$$

The bimodule $\widehat{\text{BSDA}}(\mathcal{B}_2, 1)$ is again generated by the intersections, $\{d, e, f\}$, with idempotent compatibilities

$$I_1 \cdot d \cdot I_1 = d, \quad I_2 \cdot e \cdot I_1 = e, \quad I_2 \cdot f \cdot I_2 = f.$$

There are again two domains which contribute terms to either m_1 or m_2 . The nontrivial operations in $\widehat{\text{BSDA}}(\mathcal{B}_2, 1)$ are given by

$$m_1(d) = \rho'_1 \otimes e, \quad m_2(f, \pi') = \rho'_2 \otimes d.$$

7.3 Computation of gluing maps

Having finished computing the various modules and bimodules which are needed to prove [Theorem 1.1](#), we now determine the various maps on Floer homology induced by either positive or negative bypass attachment.

After reversing orientation, the lemma below describes the effect on bordered Floer homology of attaching either a positive or negative bypass to the bordered sutured annulus \mathcal{A}_0 .

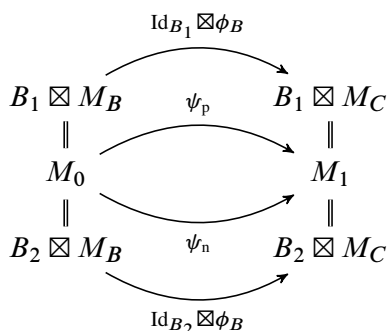
Lemma 7.2 *The map on bordered sutured Floer homology induced by attaching a positive bypass to the thickened annulus \mathcal{A}_0 of slope zero is given by*

$$\psi_p: M_0 \rightarrow M_1, \quad a \mapsto I_2 \otimes a.$$

Similarly, the map on bordered sutured Floer homology induced by attaching a negative bypass to the thickened annulus \mathcal{A}_0 of slope zero is given by

$$\psi_n: M_0 \rightarrow M_1, \quad a \mapsto \rho'_2 \otimes b_1.$$

Proof The proof of Lemma 7.2 centers around the following key diagram:



The type- D module in the upper left-hand corner of this diagram corresponds to gluing the bordered sutured 3-manifolds B_1 and \mathcal{D}_B depicted in Figures 37 and 26 together along their bordered boundaries. The resulting bordered sutured 3-manifold is the thickened annulus \mathcal{A}_0 of slope zero depicted in Figure 34.

Similarly, the type- D module in the lower left-hand corner of this diagram corresponds to gluing the bordered sutured 3-manifolds B_2 and \mathcal{D}_B depicted in Figures 37 and 26 together along their bordered boundaries. The resulting bordered sutured 3-manifold is, again, the thickened annulus \mathcal{A}_0 of slope zero depicted in Figure 34.

The same is true for the modules on the right-hand side of the diagram. The type- D module in the upper right-hand corner of this diagram correspond to gluing the bordered sutured 3-manifolds B_1 and \mathcal{D}_C depicted in Figures 37 and 26 together along their bordered boundaries, while the module in the lower right corresponds to gluing the spaces B_2 and \mathcal{D}_C in Figures 37 and 26. The resulting bordered sutured 3-manifolds are both equal to the thickened annulus \mathcal{A}_1 of slope one depicted in Figure 35.

Observe that there exist canonical identifications between the type- D modules $B_1 \boxtimes M_B$ and $B_2 \boxtimes M_B$ with M_0 given by

$$(5) \quad f \otimes z = a = f' \otimes z.$$

Similarly, by idempotent considerations and by (5), we see that there are canonical identifications of the type- D modules $B_1 \boxtimes M_C$ and $B_2 \boxtimes M_C$ with M_1 given by

$$(6) \quad d \otimes w = b_1 = d' \otimes w, \quad e \otimes w = a = e' \otimes w.$$

We now turn to computing the associated gluing maps ψ_p and ψ_n induced by positive and negative bypass attachment respectively. These maps are each defined by

$$\begin{aligned}
 \text{Id}_{B_1} \boxtimes \phi_B &: B_1 \boxtimes M_B \rightarrow B_1 \boxtimes M_C, \\
 \text{Id}_{B_2} \boxtimes \phi_B &: B_2 \boxtimes M_B \rightarrow B_2 \boxtimes M_C,
 \end{aligned}$$

under the identifications given by (5) and (6), respectively. To see that the first map corresponds to positive stabilization and the second to negative stabilization, simply compare the associated bordered sutured manifolds shown in Figure 37 with Figure 4, and recall that in the former setting, orientations are reversed.

Applying Definition 4.15 to compute the map $\text{Id}_{B_1} \boxtimes \phi_B$,

$$\text{Id}_{B_1} \boxtimes \phi_B(f \otimes z) = m_2(f, \pi') \otimes w = I_2 \otimes (e \otimes w).$$

Similarly, applying Definition 4.15, to the map $\text{Id}_{B_2} \boxtimes \phi_B$, we obtain

$$\text{Id}_{B_2} \boxtimes \phi_B(f' \otimes z) = m_2(f', \pi') \otimes w = \rho'_2 \otimes (d' \otimes w).$$

Therefore, under the identifications given in (5) and (6), we have that

$$\psi_p(a) = I_2 \otimes a \quad \text{and} \quad \psi_n(a) = \rho'_2 \otimes b_1,$$

completing the proof of Lemma 7.2. □

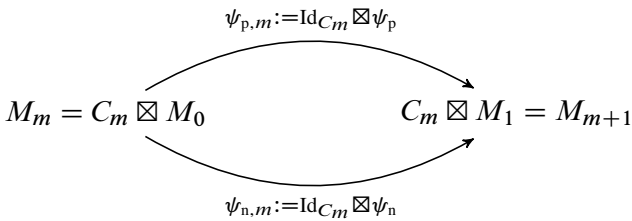
Lemma 7.3 *The map on bordered sutured Floer homology induced by attaching a positive bypass to the thickened annulus \mathcal{A}_m of slope m is given by*

$$\psi_{p,m}: M_m \rightarrow M_{m+1}, \quad b_i \mapsto I_1 \otimes b_i, \quad a \mapsto I_2 \otimes a.$$

Similarly, the map on bordered sutured Floer homology induced by attaching a negative bypass to the thickened annulus \mathcal{A}_m of slope m is given by

$$\psi_{n,m}: M_m \rightarrow M_{m+1}, \quad b_i \mapsto I_1 \otimes b_{i+1}, \quad a \mapsto \rho'_2 \otimes b_1.$$

Proof The proof of Lemma 7.3 is very similar to that of Lemma 7.2. In this case, the proof centers around the following key diagram:



There exists a canonical identification between $C_m \boxtimes M_0$ and M_m given by

$$a \otimes a = a \quad \text{and} \quad b_i \otimes a = b_i.$$

Similarly, there exists a canonical identification between $C_m \boxtimes M_1$ and M_{n+1} is given by

$$a \otimes a = a, \quad b_i \otimes a = b_i, \quad i = 1, \dots, n, \quad c \otimes b_1 = b_{n+1}.$$

As in the proof of Lemma 7.2, Lemma 7.3 now follows by applying Definition 4.15 to compute the maps $\text{Id}_{C_m} \boxtimes \psi_p$ and $\text{Id}_{C_m} \boxtimes \psi_n$. \square

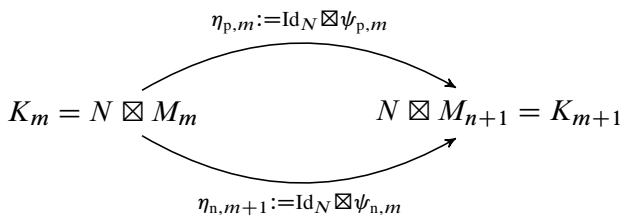
Lemma 7.4 *The map on bordered sutured Floer homology induced by attaching a positive bypass to the thickened punctured torus \mathcal{T}_m of slope m is given by*

$$\eta_{p,m}: K_m \rightarrow K_{m+1}, \quad b_i \mapsto I_1 \otimes b_i, \quad a \mapsto I_2 \otimes a.$$

Similarly, the map on bordered sutured Floer homology induced by attaching a negative bypass to the thickened punctured torus \mathcal{T}_m of slope m is given by

$$\eta_{n,m}: K_m \rightarrow K_{m+1}, \quad b_i \mapsto I_1 \otimes b_{i+1}, \quad a \mapsto \rho'_3 \otimes b_1.$$

Proof As before, the proof of Lemma 7.4 centers around the following key diagram:



We leave the remainder of the proof as an exercise to the reader, noting that the argument is similar to those establishing Lemmas 7.2 and 7.3 above. \square

7.3.1 Proof of Theorem 1.1 Having set up the necessary algebraic machinery, we now complete the proof of Theorem 1.1.

As shown in Section 7.2.1, the type- D module K_n associated to the thickened, punctured, bordered sutured torus \mathcal{T}_n of slope n is given by

$$b_n \xrightarrow{\rho_{23}} b_{n-1} \xrightarrow{\rho_{23}} \dots \xrightarrow{\rho_{23}} b_1 \xrightarrow{\rho_2} a.$$

(Recall this diagram shows the generators of the type- D structures as vertices and the edges denote the map δ .)

According to Lemma 7.4, positive and negative bypass attachments induce maps

$$\eta_{p,m}: K_m \rightarrow K_{m+1}, \quad b_i \mapsto I_1 \otimes b_i, \quad a \mapsto I_2 \otimes a,$$

and

$$\eta_{n,m}: K_m \rightarrow K_{m+1}, \quad b_i \mapsto I_1 \otimes b_{i+1}, \quad a \mapsto \rho'_3 \otimes b_1,$$

respectively.

The groups K_i and maps $\eta_{p,j}$ and $\eta_{n,j}$ can, therefore, be organized neatly into the diagram given in Figure 39. The columns of this diagram depict the type- D modules K_n . The southeastern pointing arrows depict the maps $\eta_{p,m}: K_m \rightarrow K_{m+1}$, while the eastern pointing arrows depict the maps $\eta_{n,m}: K_m \rightarrow K_{m+1}$.

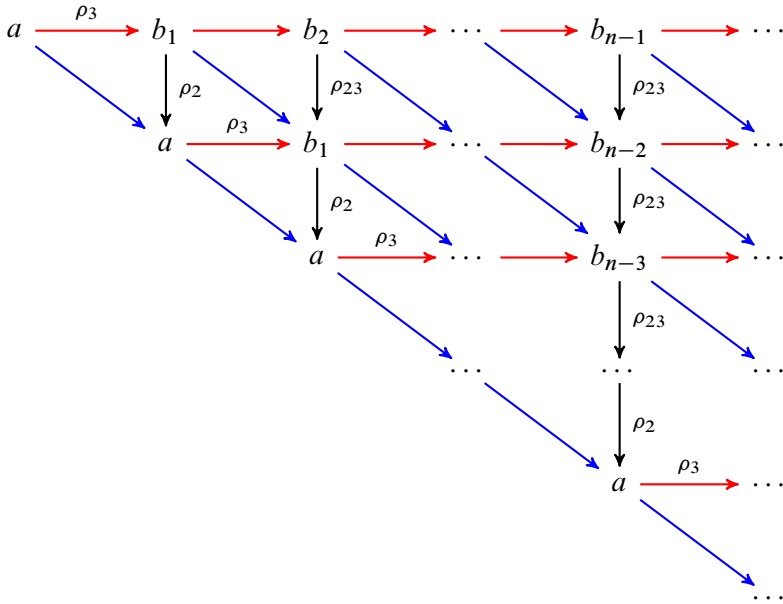


Figure 39: Direct limit diagram

As discussed in Section 3, the invariant $\text{SFH}(-Y, K)$ is obtained by taking a directed limit of sutured Floer homology groups over HKM gluing maps arising from iterated negative basic slice attachments. In the bordered setting, this means that we are taking the directed limit of the collection of modules $\{K_m\}$ and maps $\{\eta_{n,m}\}$ connecting them. Doing so, the resulting module is given by

$$\delta_0 \xrightarrow{\rho_{23}} \delta_1 \xrightarrow{\rho_{23}} \delta_2 \xrightarrow{\rho_{23}} \delta_3 \xrightarrow{\rho_{23}} \dots$$

From Figure 39, we see that the two flavors of η -maps commute in the sense that

$$\eta_{n,i+1} \circ \eta_{p,i} = \eta_{p,i+1} \circ \eta_{n,i}: K_i \rightarrow K_{i+2},$$

corresponding geometrically to the fact that the associated bypass attachments can be made along disjoint annuli. As discussed in Section 3.5 for the limit invariant $\text{SFH}(-Y, K)$, this commutativity property implies that the collection of maps $\{\eta_{p,m}\}$ together yield a well-defined U -action on the module $\underline{K} := \varinjlim_n K_n$ which sends each δ_i to δ_{i+1} .

It follows that the type- D module \underline{K} is isomorphic under the identification given below to the type- D module K^- yielding the minus version of knot Floer homology that was discussed in Section 4.8:

$$\begin{array}{ccccccc}
 \underline{K} := \delta_0 & \xrightarrow{\rho_{23}} & \delta_1 & \xrightarrow{\rho_{23}} & \delta_2 & \xrightarrow{\rho_{23}} & \delta_3 \longrightarrow \dots \\
 \uparrow & \text{U} \cdot & \uparrow & \text{U} \cdot & \uparrow & \text{U} \cdot & \uparrow & \text{U} \cdot \\
 & \rho_{23} & & \rho_{23} & & \rho_{23} & & \rho_{23} \\
 K^- = x & \xrightarrow{\rho_{23}} & U \cdot x & \xrightarrow{\rho_{23}} & U^2 \cdot x & \xrightarrow{\rho_{23}} & U^3 \cdot x & \longrightarrow \dots
 \end{array}$$

Finally, on the level of sutured Floer homology, we have

$$\begin{aligned}
 \underline{\text{SFH}}(-Y, K) &:= \varinjlim \text{SFH}(-Y(K), -\Gamma_i) \\
 &\cong \varinjlim H_*(\widehat{\text{BSA}}(-Y(K), \Gamma', \mathcal{F}_T) \boxtimes \widehat{\text{BSD}}(\mathcal{J}_n)) \\
 &\cong H_*(\varinjlim (\widehat{\text{BSA}}(-Y(K), \Gamma', \mathcal{F}_T) \boxtimes \widehat{\text{BSD}}(\mathcal{J}_n))) \\
 &\cong H_*(\widehat{\text{BSA}}(-Y(K), \Gamma', \mathcal{F}_T) \boxtimes \varinjlim \widehat{\text{BSD}}(\mathcal{J}_n)) \\
 &\cong H_*(\widehat{\text{BSA}}(-Y(K), \Gamma', \mathcal{F}_T) \boxtimes \underline{K}) \\
 &\cong H_*(\widehat{\text{BSA}}(-Y(K), \Gamma', \mathcal{F}_T) \boxtimes K^-) \\
 &\cong \text{HFK}^-(-Y, K).
 \end{aligned}$$

In the above, the third equality follows from work of Bökstedt and Neeman [4], who showed that the homology functor and direct limits commute in the homotopy category of complexes. The fourth equality follows from a standard fact asserting the commutativity of direct limits and (A_∞) tensor products.

This completes the proof of Theorem 1.1. □

8 Equivalence of Legendrian invariants

In this section, we prove Theorem 1.5, which states that the LIMIT invariant $\underline{\text{EH}}$ defined in Section 3.5 agrees with the LOSS invariant \mathcal{L} under the identification given by Theorem 1.1. This result, together with the main theorems of [35] and [3], completes a body of work which clarifies relationships between the various Legendrian and transverse invariants defined in the context of Heegaard Floer theory.

Let $K \subset (Y, \xi)$ be a given null-homologous Legendrian knot inside the contact 3-manifold (Y, ξ) . Recall that the LIMIT invariant $\underline{\text{EH}}_i(K)$ is defined to be the residue class of the collection of HKM invariants $\{\text{EH}(S_i^-(K))\}$ inside the sutured limit

homology group $\underline{\text{SFH}}(-Y, K)$. To relate the LIMIT and LOSS invariants, we begin by constructing a bordered sutured diagram which can be simultaneously completed to compute either the HKM invariant $\text{EH}(K)$ or the LOSS invariant $\mathcal{L}(K)$.

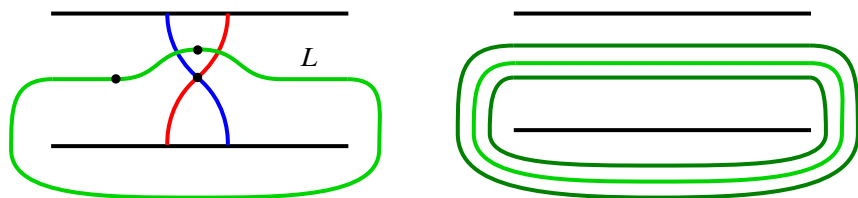


Figure 40: The doubly pointed Heegaard diagram defining the LOSS invariant (left) and the sutured Heegaard diagram constructed by Stipsicz and Vértesi computing the HKM invariant (right)

With this in mind, recall that the LOSS invariant is defined using an open book and collection of basis arcs as depicted on the left-hand side in Figure 40 (see Section 2.3). In this figure, we see the Legendrian knot K sitting on the page $S_{1/2}$ of the open book (S, ϕ) for the ambient contact 3-manifold (Y, ξ) . Observe that K is pierced by the single basis element a_0 transversally in a single point. Following the process discussed in Section 2.3, we obtain the doubly pointed Heegaard diagram denoted by \mathcal{H} for the pair $(-Y, K)$. The collection of intersections $\mathbf{x} := \{x_0, \dots, x_n\}$ on the page $S_{1/2}$ defines a generator of $\text{CFK}^-(-Y, K)$, and the LOSS invariant is defined as

$$\mathcal{L}(K) := [\mathbf{x}] \in \text{HFK}^-(-Y, K).$$

Stipsicz and Vértesi [35] showed how to slightly modify the open book decomposition (S, ϕ) for (Y, ξ) to produce a partial open book decomposition (S, P, ϕ_P) for the space $(Y(K), \xi_K)$ obtained by removing an open standard neighborhood of K . The result of their procedure is depicted on the right-hand side of Figure 40. If P denotes the result of removing an open tubular neighborhood of K from S and we set $\phi_P = \phi|_P$, then the modified partial open book is equal to (S, P, ϕ_P) . Given a basis $\{a_0, \dots, a_n\}$ for S adapted to K , we obtain a new basis $\{a_1, \dots, a_n\}$ for P by dropping the arc which previously intersected K .

We denote by \mathcal{H}' the sutured Heegaard diagram obtained from the partial open book (S, P, ϕ_P) and basis arcs $\{a_1, \dots, a_n\}$. Again, the collection of intersections $\mathbf{x}' := \{x_1, \dots, x_n\}$ on the subsurface P defines a cycle in $\text{SFC}(\mathcal{H}')$, and the HKM invariant is equal to

$$\text{EH}(K) := [\mathbf{x}'] \in \text{SFH}(-Y(K), -\Gamma_K).$$

To deduce a relationship between the LIMIT and LOSS invariants, we begin by modifying the Heegaard diagrams \mathcal{H}' and \mathcal{H} as shown in Figure 41 to obtain new diagrams denoted by $\tilde{\mathcal{H}}'$ and $\tilde{\mathcal{H}}$, respectively.

Remark 8.1 Figure 41 depicts a pair of Heegaard diagrams one can use to compute the LOSS and HKM Legendrian knot invariants. These invariants each live in the homology of an appropriate manifold with reversed orientation. This ambient orientation reversal is typically effectuated on the level of Heegaard diagrams by reversing the roles of the α - and β -curves. That is, exchanging the Heegaard diagram (Σ, α, β) for (Σ, β, α) . This same orientation reversal can be accomplished by exchanging all α -curves for β -curves and vice versa, while retaining the usual diagrammatic ordering (Σ, α, β) . This second convention conforms more naturally with preexisting conventions in bordered Floer theory — that all decompositions occur along α -curves — and is what we adopt in the discussion to follow.

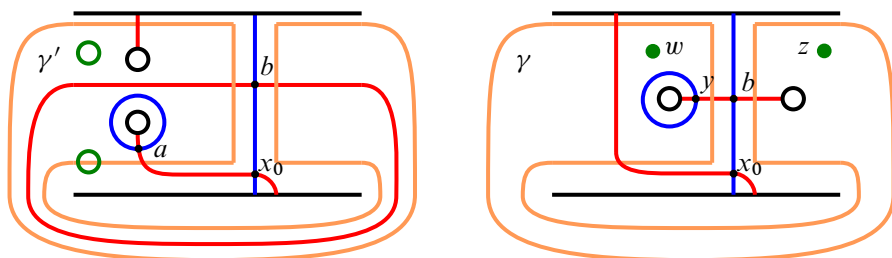


Figure 41: Modified Heegaard diagrams for the HKM diagram (left) and LOSS diagram (right). (As usual the black circles are identified.)

On the HKM side, the Heegaard diagram $\tilde{\mathcal{H}}'$ is obtained from \mathcal{H}' by performing a pair of stabilizations. To see this we show how to destabilize $\tilde{\mathcal{H}}'$ to get \mathcal{H}' . First destabilize the Heegaard diagram by erasing the two black circles, the blue circle and the red circle that runs over the removed handle corresponding to the black circles. Now for the second destabilization remove the remaining blue circle and then surger along the red circle. One may easily check the resulting Heegaard diagram is isotopic to the one on the right of Figure 40.

There is a canonical isomorphism on homology induced by the chain map $\text{SFC}(\mathcal{H}') \rightarrow \text{SFC}(\tilde{\mathcal{H}}')$ which acts on generators by sending $\mathbf{y} \in \text{SFC}(\mathcal{H}')$ to $(a, b, \mathbf{y}) \in \text{SFC}(\tilde{\mathcal{H}}')$. Correspondingly, in this new diagram, the generator representing the HKM invariant is given by the collection of intersections (a, b, x_1, \dots, x_n) .

On the LOSS side, the Heegaard diagram $\tilde{\mathcal{H}}$ is obtained from \mathcal{H} by performing a single stabilization. Again, there is a canonical isomorphism on homology induced by the

chain map $CFK^-(\mathcal{H}) \rightarrow CFK^-(\tilde{\mathcal{H}})$ which acts on generators by sending $y \in CFK^-(\mathcal{H})$ to (y, \mathbf{y}) . In this case, the new generator representing the LOSS invariant is given by the collection of intersections (y, x_0, \dots, x_n) .

Observe that the Heegaard diagrams $\tilde{\mathcal{H}}'$ and $\tilde{\mathcal{H}}$ differ only in the C -shaped region bounded by the orange curves γ' and γ shown in Figure 41. We denote the common bordered Heegaard diagram lying outside the curves γ' and γ by \mathcal{H}_K .

The decomposition of $\tilde{\mathcal{H}}'$ along γ' is the diagrammatic equivalent to the bordered sutured decomposition

$$(-Y(K), -\Gamma_K) = (-Y(K), \Gamma', \mathcal{F}_T) \cup \mathcal{T}_0$$

used to establish Theorem 1.1 and discussed in detail in Section 7.1. It corresponds to the removal of a $T \times I$ neighborhood of $\partial(-Y(K))$ from the sutured manifold $(-Y(K), -\Gamma_K)$.

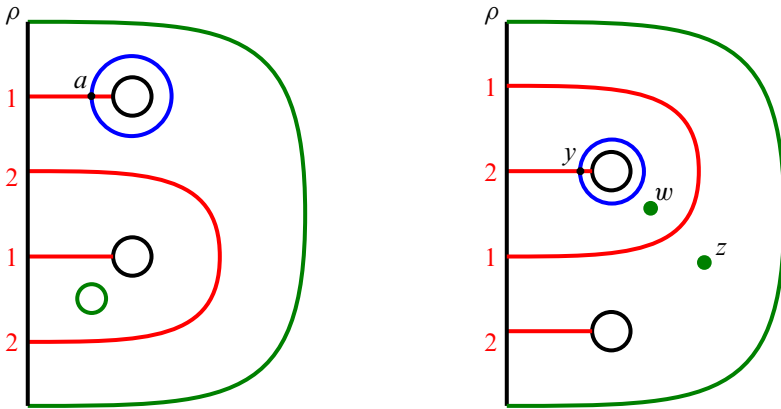


Figure 42: Bordered Heegaard diagrams for the HKM and LOSS pieces of \mathcal{H} . (As usual the black circles are identified.)

The bordered sutured Heegaard diagram for the portion of $\tilde{\mathcal{H}}'$ contained within γ' is depicted on the left-hand side of Figure 42. It is identical to the bordered sutured diagram shown in Figure 32 for the space \mathcal{T}_0 .

Similarly, decomposing the diagram $\tilde{\mathcal{H}}$ along the orange curve γ corresponds to excising a tubular neighborhood $\nu(K)$ of the knot K from the 3-manifold Y . In this case, however, the portion of $\tilde{\mathcal{H}}$ contained within the curve γ forms a doubly pointed bordered Heegaard diagram for the core curve “ K ” of the solid torus neighborhood $\nu(K)$ (see Figure 42).

As noted above, the Heegaard diagrams $\tilde{\mathcal{H}}'$ and $\tilde{\mathcal{H}}$ which compute the HKM and LOSS invariants have been specially constructed to agree outside the curves γ' and γ ,

respectively. This construction allows us to track the image of the HKM invariant under the gluing maps induced by negative stabilization, and, ultimately, the image of $\underline{\text{EH}}(K)$ under the isomorphism given by [Theorem 1.1](#) identifying $\underline{\text{SFH}}(-Y, K)$ with $\text{HFK}^-(-Y, K)$.

In [Section 7.3](#), we performed a detailed computation of the HKM gluing maps induced by stabilization on the type- D modules K_n . Proving [Theorem 1.5](#) requires that we also understand at least part of the parallel story on the type- A side. [Lemma 8.2](#) below computes the portion of the type- A module $\widehat{\text{BSA}}(\mathcal{H}_K)_{A(\mathcal{W}_T)}$ needed to establish [Theorem 1.5](#).

Lemma 8.2 *In the type- A module $\widehat{\text{BSA}}(\mathcal{H}_K)_{A(\mathcal{W}_T)}$ we have the operations*

$$\begin{aligned} m_2((b, x_1, \dots, x_n), \pi_3) &= (x_0, x_1, \dots, x_n), \\ m_3((b, x_1, \dots, x_n), \pi_3, \pi_2) &= 0. \end{aligned}$$

Proof In order to contribute a term to $m_2((b, x_1, \dots, x_n), \pi_3)$ a necessary condition is that the corresponding domain must have multiplicity zero in the regions bordering the Reeb chords π_1 and π_2 , and multiplicity one in the region bordering the Reeb chord π_3 .

This fact has two important consequences. First, it forces the region D southwest of the intersection b and northwest of the intersection x_0 in [Figure 41](#) to have multiplicity one, and that all other regions of bordering γ' have multiplicity zero. This, in turn implies that the intersection points x_1, \dots, x_n are all fixed under the operation $m_2((b, x_1, \dots, x_n), \pi_3)$.

It follows that

$$m_2((b, x_1, \dots, x_n), \pi_3) = (x_0, x_1, \dots, x_n),$$

with the sole nontrivial term corresponding to a source S which is topologically a rectangle with one edge mapping to π_3 .

Similarly, for a domain D to contribute nontrivially to $m_3((b, x_1, \dots, x_n), \pi_3, \pi_2)$, it must be the case that D has multiplicity one in the regions bordering the Reeb chords π_3 and π_2 , and multiplicity zero in the region bordering the Reeb chord π_1 and in the region bordering the suture.

From this observation, we can read off the multiplicities of the regions surrounding the intersection point b . Beginning with the northeast region and moving clockwise, these multiplicities are 0, 0, 1 and 1, respectively. It follows from this multiplicity calculation that the intersection b is fixed under the operation $m_3((b, x_1, \dots, x_n), \pi_3, \pi_2)$.

Denote by A, B, C and D the multiplicities of the regions surrounding the intersection point x_0 , beginning with the northeast region and listed in clockwise order. Since the intersection point x_0 and b lie on a common β -curve, and since b must be fixed by $m_3((b, x_1, \dots, x_n), \pi_3, \pi_2)$, the multiplicities of the regions surrounding x_0 satisfy the relation

$$A + C = B + D,$$

with each of A, B, C and D nonnegative by positivity of intersection. From the paragraph above, however, we know that $A = 0, C = 0$ and $D = 1$. Thus, $B = -1$, contradicting positivity of intersection.

From the above, we conclude that no such (positive) domain exists, and that

$$m_3((b, x_1, \dots, x_n), \pi_3, \pi_2) = 0. \quad \square$$

We are now ready to proceed with the proof of [Theorem 1.5](#).

Proof of Theorem 1.5 As discussed above, the HKM Legendrian invariant $\text{EH}(K)$ is represented by the generator

$$(b, x_1, \dots, x_n) \otimes a \in \widehat{\text{BSA}}(\mathcal{H}_K) \boxtimes K_0.$$

Under the map $\text{Id} \boxtimes \eta_{n,0}$ induced by the first negative stabilization, we have by Lemmas [7.4](#) and [8.2](#) that

$$\begin{aligned} \text{Id} \boxtimes \eta_{n,0}((b, x_1, \dots, x_n) \otimes a) &= m_2((b, x_1, \dots, x_n), \pi_3) \otimes b_1 + m_3(b, x_1, \dots, x_n, \pi_3, \pi_2) \otimes a \\ &= (x_0, x_1, \dots, x_n) \otimes b_1. \end{aligned}$$

Continuing, we have that, for each integer $i \geq 1$,

$$\begin{aligned} \text{Id} \boxtimes \eta_{n,i}((x_0, x_1, \dots, x_n) \otimes b_i) &= \sum_{k=0}^i m_{2+k}((x_0, x_1, \dots, x_n), I_1, \pi_{23}, \dots, \pi_{23}) \otimes b_{i-k+1} \\ &\quad + m_{2+i+1}((x_0, x_1, \dots, x_n), I_1, \pi_{23}, \dots, \pi_{23}, \pi_2) \otimes a \\ &= m_2((x_0, x_1, \dots, x_n), I_1) \otimes b_{i+1} \\ &= (x_0, x_1, \dots, x_n) \otimes b_{i+1}. \end{aligned}$$

Thus, under the isomorphism given by [Theorem 1.1](#), the LIMIT invariant $\underline{\text{EH}}(K)$ is identified with the class $[(x_0, \dots, x_n) \otimes y]$. Since this is, by construction, the LOSS invariant, [Theorem 1.5](#) follows. □

9 The Stipsicz–Vértési attachment map and sutured limit homology

In this section, we prove [Theorem 1.3](#) — that the map induced on sutured limit homology by the SV attachment is equivalent under the identification given by [Theorem 1.1](#) to the map

$$\mathrm{HFK}^{-}(-Y, K) \rightarrow \widehat{\mathrm{HFK}}(-Y, K)$$

induced on knot Floer homology by setting the formal variable U equal to zero at the chain level. Our proof of [Theorem 1.3](#) is similar to that of [Theorem 1.1](#) in the sense that local computations of the HKM gluing maps can be utilized to deduce the desired global result.

Let $K \subset (Y, \xi)$ be a null-homologous Legendrian knot. Recall that the SV attachment is given by gluing an appropriately signed basic slice to the complement $(Y(K), \xi_K)$. As in the case of positive or negative Legendrian stabilization, the SV attachment can be effectuated by a bypass attachment, as shown in [Figure 43](#).

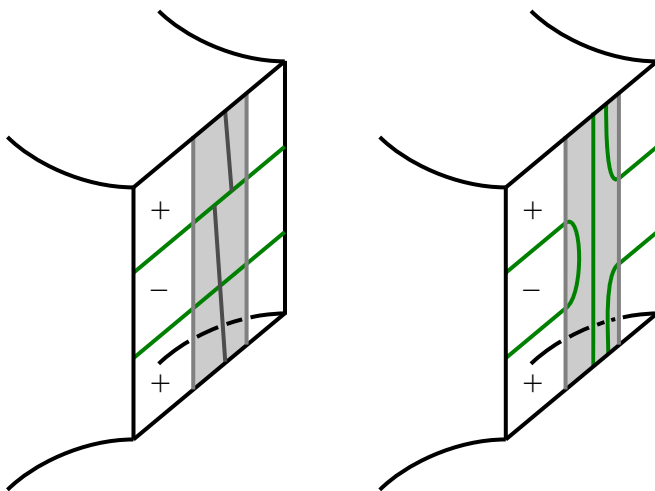


Figure 43: The bypass attachment arc that realizes the Stipsicz–Vértési basic slice attachment. The arc and dividing curves before the attachment are shown on the left-hand side and the result on the level of dividing curves is shown on the right-hand side.

Reversing orientation, the left-hand side of [Figure 43](#) depicts the sutured boundary of the complement $(-Y(K), -\Gamma_K)$. The attaching curve for the SV bypass attachment is shown in dark gray and is lies within a vertical annulus (meridional when measured with

respect to the knot K). To ensure compatibility with negative Legendrian stabilization, the endpoints of the SV bypass attachment are chosen to lie on the dividing curve shown.

The contact 3-manifold which results from the SV bypass attachment is shown on the right-hand side of Figure 43. As a sutured manifold, this space is equal to $(-Y(K), -\Gamma_\mu)$. It is obtained from Y by removing an open tubular neighborhood of the knot K and placing two parallel meridional sutures along its torus boundary.

Since the SV bypass attachment can be performed within a vertical annulus, we may apply the techniques used in Section 7 to establish Theorem 1.3. First, we decompose the sutured 3-manifolds $(-Y(K), -\Gamma_n)$ as

$$(-Y(K), -\Gamma_n) = (-Y(K), \Gamma', \mathcal{F}_T) \cup \mathcal{T} \cup \mathcal{C}_n \cup \mathcal{A}_0,$$

where \mathcal{T} , \mathcal{C}_n and \mathcal{A}_0 are discussed in Sections 7.2.2, 7.2.4 and 7.2.3, respectively. Next, Lemmas 9.1, 9.2 and 9.3 compute the HKM gluing maps on bordered sutured Floer homology induced by the SV attachment performed on the spaces \mathcal{A}_0 , $\mathcal{A}_n = \mathcal{C}_n \cup \mathcal{A}_0$ and $\mathcal{T}_n = \mathcal{T} \cup \mathcal{A}_n$, respectively. Finally, in Lemma 9.3 below we deduce the HKM gluing map induced on the limit module \underline{K} , which is then seen to agree with the map given by setting the formal variable U equal to zero under the identification between \underline{K} and the module K which gives rise to $\text{HFK}^-(-Y, K)$.

We now recall from Section 4.8 the definitions of the type- D modules K^- and \widehat{K} associated to the doubly pointed solid torus, which computes the minus and hat variants of knot Floer homology. The module K^- is given by

$$x \xrightarrow{\rho_{23}} U \cdot x \xrightarrow{\rho_{23}} U^2 \cdot x \xrightarrow{\rho_{23}} U^3 \cdot x \xrightarrow{\rho_{23}} \dots,$$

where each of the $U^i \cdot x$ live in the idempotent I_1 . The module \widehat{K} is generated by the single element x , which lives in idempotent I_1 and satisfies $\delta(x) = 0$.

At the level of type- D modules, the natural map $\text{HFK}^-(Y, K) \rightarrow \widehat{\text{HFK}}(Y, K)$ given by setting U equal to zero at the chain level is given by

$$K^- \rightarrow \widehat{K}, \quad x \mapsto x, \quad U^i \cdot x \mapsto 0, \quad i \geq 1.$$

Equivalently, in the language of sutured limit homology, under the isomorphism identifying the type- D modules \underline{K} and K^- , this map is given by

$$\underline{K} \rightarrow \widehat{K}, \quad \delta_0 \mapsto x, \quad \delta_i \mapsto 0, \quad i \geq 1.$$

Following the strategy discussed several paragraphs above, we now study the map on bordered sutured Floer homology induced by attaching an SV bypass to the space \mathcal{A}_0 . Restricted to this space, the SV bypass attachment is depicted on the left-hand side

of Figure 44. The arc of attachment is shown in gray. The bordered sutured manifold which results from this attachment is denoted by \mathcal{A}_∞ and depicted in the middle of Figure 44. A corresponding bordered sutured Heegaard diagram for the space \mathcal{A}_∞ is shown on the right-hand side of Figure 44.

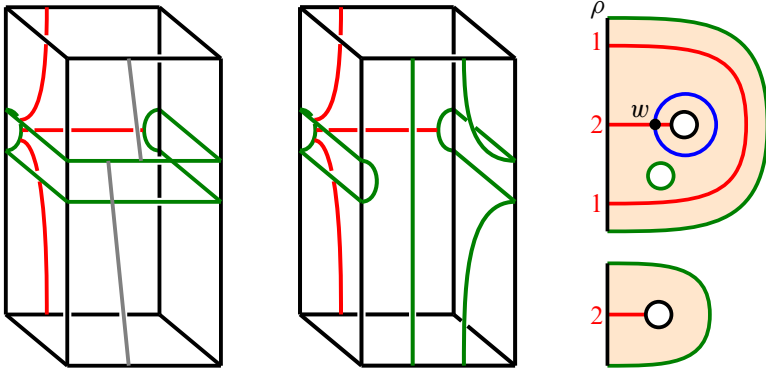


Figure 44: The SV bypass attachment viewed on \mathcal{A}_0 (left), the space \mathcal{A}_∞ which results from attaching an SV bypass to \mathcal{A}_h (center), and a bordered sutured Heegaard diagram for the space \mathcal{A}_∞ (right). (As usual the black circles are identified.)

Using the conventions already set forth in Section 7.2, we associate to the diagram shown on the right-hand side of Figure 44 the type- D module $M_\infty := {}^{\mathcal{A}(\mathcal{W}_A)} \widehat{\text{BSD}}(\mathcal{A}_\infty)$, which is defined over the strand algebra $\mathcal{A}(\mathcal{W}_A)$. The module M_∞ is generated by the single element w , whose idempotent compatibility is given by

$$I_1 \cdot w = w.$$

The corresponding boundary map δ is trivial since all of the regions in the associated bordered sutured Heegaard diagram are adjacent to portions of the boundary which are sutured.

As discussed in Section 7.2, the type- D module M_0 associated to the space \mathcal{A}_0 is generated by a single element a , whose idempotent compatibility is given by $I_2 \cdot a = a$.

Lemma 9.1 *The map on bordered sutured Floer homology induced by the Stipsicz–Vértési attachment to the thickened annulus \mathcal{A}_0 of slope zero is given by*

$$\phi_{\text{SV}}: M_0 \rightarrow M_\infty, \quad a \mapsto \rho'_2 \otimes w.$$

Proof Observe that the HKM map induced on type- D modules by the SV bypass attachment must be nontrivial. This follows, for instance, from the fact that there exist

Legendrian knots whose LOSS hat invariants are nontrivial — the Legendrian unknot with maximal Thurston–Bennequin invariant is such a knot.

It is now elementary to check that the unique nontrivial map $M_0 \rightarrow M_\infty$ of type- D modules is precisely the map ϕ_{SV} given in the statement of [Lemma 9.1](#). \square

Next, we compute the HKM gluing map induced by attaching an SV bypass to the spaces $\mathcal{A}_m = \mathcal{C}_m \cup \mathcal{A}_0$.

Lemma 9.2 *The map on bordered sutured Floer homology induced by the Stipsicz–Vértési attachment to the thickened annulus \mathcal{A}_m of slope m is given by*

$$\phi_{\text{SV}}: M_m \rightarrow M_\infty, \quad b_m \mapsto I_1 \otimes w, \quad b_i \mapsto 0 \text{ for } i < m, \quad a \mapsto 0.$$

Proof This follows by a computation which is similar to those given in the proofs of [Lemmas 7.3](#) and [7.4](#). In this case, the proof centers around the key diagram

$$M_m = C_m \boxtimes M_0 \xrightarrow{\text{Id}_{C_m} \boxtimes \phi_{\text{SV}}} C_m \boxtimes M_\infty = M_\infty.$$

As before, the canonical identification between $C_m \boxtimes M_0$ and M_m is given by

$$a \otimes a = a, \quad b_i \otimes a = b_i.$$

The identification between $C_m \boxtimes M_\infty$ and M_∞ is given by

$$c \otimes w = w.$$

[Lemma 9.2](#) now follows immediately from these identifications and [Definition 4.15](#) applied to the map $\mathbb{I}_{C_m} \boxtimes \phi_{\text{SV}}$. \square

We now compute the HKM gluing map induced by attaching an SV bypass to the spaces $\mathcal{T}_m = \mathcal{T} \cup \mathcal{A}_m$.

Lemma 9.3 *The map on bordered sutured Floer homology induced by the Stipsicz–Vértési attachment to the thickened punctured torus \mathcal{T}_m of slope m is given by*

$$\phi_{\text{SV}}: K_m \rightarrow \widehat{K}, \quad b_m \mapsto I_1 \otimes x, \quad b_i \mapsto 0, \quad a \mapsto 0.$$

Proof This follows from a computation similar to that given in the proof of [Lemma 9.2](#). In this case, the computation centers around the key diagram

$$K_m = N \boxtimes M_m \xrightarrow{\text{Id}_N \boxtimes \phi_{\text{SV}}} N \boxtimes M_\infty = \widehat{K}.$$

We leave the remaining details as an elementary exercise to the reader. \square

We are now in position to prove [Theorem 1.3](#).

Proof of Theorem 1.3 From [Lemma 9.3](#), we see that the HKM gluing map induced on the limit module \underline{K} by attaching an SV bypass is given by

$$\Phi_{\text{SV}}: \underline{K} \rightarrow \widehat{K}, \quad \delta_0 \mapsto I_1 \otimes x, \quad \delta_i \mapsto 0, \quad i \geq 1.$$

As discussed earlier in this section, under the identification between $\text{SFH}(-Y, K)$ and $\text{HFK}^-(Y, K)$ given by [Theorem 1.1](#), this is precisely the analogue at the level of type- D modules of the natural map $\text{HFK}^-(Y, K) \rightarrow \widehat{\text{HFK}}(-Y, K)$ induced by setting the formal variable U equal to zero at the chain level. \square

10 Two-handle attachments and the proof of [Theorem 1.4](#)

We now prove [Theorem 1.4](#). Recall that this theorem states that the HKM gluing map

$$\Phi_{2\text{h}}: \text{SFH}(-Y, K) \rightarrow \widehat{\text{HF}}(-Y),$$

which is induced by meridional 2-handle attachment, is equivalent to the map

$$\text{HFK}^-(Y, K) \rightarrow \widehat{\text{HF}}(-Y),$$

which is given by setting the formal variable U equal to the identity at the chain level.

Our proof of [Theorem 1.4](#) is substantially similar to that of [Theorem 1.3](#) given in [Section 9](#). As before, we begin by decomposing the sutured 3-manifolds $(-Y(K), -\Gamma_n)$ as

$$(-Y(K), -\Gamma_n) = (-Y(K), \Gamma', \mathcal{F}_T) \cup \mathcal{T} \cup \mathcal{C}_n \cup \mathcal{A}_0,$$

where \mathcal{T} , \mathcal{C}_n and \mathcal{A}_0 are discussed in [Sections 7.2.2, 7.2.4 and 7.2.3](#), respectively. [Lemmas 10.1, 10.2 and 10.3](#) compute the HKM gluing maps induced by performing meridional contact 2-handle attachments on the spaces \mathcal{A}_0 , $\mathcal{A}_n = \mathcal{C}_n \cup \mathcal{A}_0$ and $\mathcal{T}_n = \mathcal{T} \cup \mathcal{A}_n$, respectively. From [Lemma 10.3](#), we are then able to compute the gluing map induced on the limit module \underline{K} , which we show agrees with the map given by setting the formal variable U equal to the identity under the identification between \underline{K} and the module K which gives rise to $\text{HFK}^-(Y, K)$.

The result of attaching a meridional contact 2-handle to the space $(Y(K), \Gamma_K)$ and rounding edges is depicted in [Figure 45](#). The new space has a single convex boundary component, which is a 2-sphere containing a dividing curve. This space is equal to $Y(1)$ as a sutured manifold (see [\[21\]](#)).

Let $\mathcal{T}_{\text{fill}}$ be \mathcal{T}_0 with a 2-handle attached along a meridian (that is, along the gray annulus in [Figure 30](#)). This is a bordered sutured solid torus and is shown on the left-hand side of [Figure 46](#). We obtain the space $Y(1)$ from the bordered sutured $(Y(K), \Gamma', \mathcal{F}_T)$

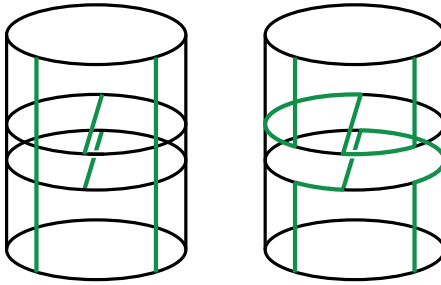


Figure 45: The contact 2–handle attachment. The manifold $Y(K)$ is outside the torus in the figure. The 2–handle attached along a meridian is the $D^2 \times [0, 1]$ shown inside the torus. On the right-hand side the dividing curves are shown after corners have been rounded.

by attaching $\mathcal{T}_{\text{fill}}$. The Heegaard diagram for $\mathcal{T}_{\text{fill}}$ is shown in Figure 46 and it is equivalent to that depicted in Figure 20, but with second basepoint w removed and the first basepoint z incorporated into the boundary.

To the diagram in Figure 46, we associate the type- D module $K_{\text{fill}} := \mathcal{A}(\mathcal{W}_T) \widehat{\text{BSD}}(\mathcal{T}_{\text{fill}})$, defined over the strand algebra $\mathcal{A}(\mathcal{W}_T)$. The module K_{fill} is generated by the single element x , whose idempotent compatibility is given by

$$I_1 \cdot x = x.$$

The corresponding boundary map is given by

$$\delta(x) = \rho'_{23} \otimes x.$$

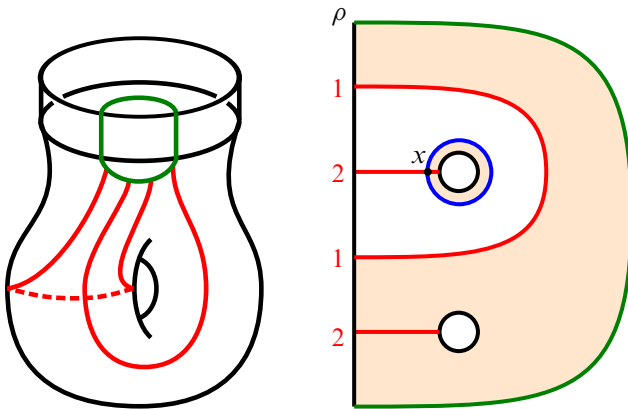


Figure 46: The bordered sutured manifold $\mathcal{T}_{\text{fill}}$ (left) and its Heegaard diagram (right). (As usual the black circles are identified.)

To prove [Theorem 1.4](#), we must understand the bordered sutured analogues of both the contact 2–handle and the corresponding gluing map induced on (bordered) sutured Floer homology. The left-hand side of [Figure 47](#) depicts the bordered analogue $\mathcal{D}_{2h} = (D^2, \Gamma_{2h}, -\mathcal{W}_A)$ of a contact 2–handle. In the bordered world, the act of “attaching” a 2–handle is, locally, given by exchanging the annular bordered sutured manifold \mathcal{A}_0 for \mathcal{D}_{2h} .

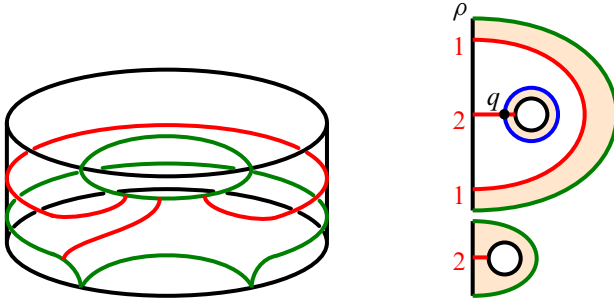


Figure 47: A 2–handle written as a bordered sutured manifold (left) and its Heegaard diagram (right). (As usual the black circles are identified.)

To the diagram in [Figure 47](#), we associate the type D module $K_{2h} := {}^{\mathcal{A}(\mathcal{W}_A)}\widehat{\text{BSD}}(\mathcal{D}_{2h})$. The module K_{2h} is generated by the single intersection q , with idempotent compatibility given by

$$I_1 \cdot q = q.$$

The corresponding boundary map is given by the equation

$$\delta(q) = \rho'_{12} \otimes q$$

As in the case of bypass attachment above, we can apply the third author’s equivalence of gluing maps result from [\[41\]](#) to compute the map induced by 2–handle attachment on bordered sutured Floer homology. In this instance, the bordered analogue of attaching such a handle is locally given by exchanging the space \mathcal{A}_0 for \mathcal{D}_{2h} . The third author’s result, coupled with known nonvanishing results for invariants of contact structures, implies that the HKM gluing map must be given by *some* nonzero map ϕ_{2h} , connecting the type- D modules associated to \mathcal{A}_0 and \mathcal{D}_{2h} , respectively. As there is a unique such nontrivial map, we have established the following lemma:

Lemma 10.1 *The map on bordered sutured Floer homology induced by meridional 2–handle attachment to the thickened annulus \mathcal{A}_0 is given by*

$$\phi_{2h}: M_0 \rightarrow K_{2h}, \quad a \mapsto \rho'_2 \otimes q. \quad \square$$

Recall that the map Φ_{2h} is induced by the collection of gluing maps $\{\phi_{2h}\}$ which come from attaching a contact 2–handle to a meridional curve on the convex boundary of

$(Y(K), \xi_{K_n})$, as depicted in Figure 47. The collection of constituent gluing maps defining Φ_{2h} are computed in precisely the same manner as those defining Φ_{SV} in Section 9. Observe that, topologically, attaching a contact 2–handle to any of the spaces \mathcal{A}_n results in a copy of \mathcal{D}_{2h} . Similarly, as described above, attaching a meridional contact 2–handle to any of the spaces \mathcal{T}_n results in the space $\mathcal{T}_{\text{fill}}$. Lemmas 10.2 and 10.3 below compute the corresponding gluing maps and are the analogues of Lemmas 9.2 and 9.3 from Section 9, respectively. Because the computations are so similar, we leave them as exercises to the interested reader.

Lemma 10.2 *The map on bordered sutured Floer homology induced by attaching a contact 2–handle to the thickened annulus \mathcal{A}_n of slope n is given by*

$$\phi_{2h}: M_n \rightarrow K_{2h}, \quad b_k \mapsto I_1 \otimes q, \quad a \mapsto \rho'_2 \otimes q. \quad \square$$

Lemma 10.3 *The map on bordered sutured Floer homology induced by attaching a contact 2–handle to the thickened punctured torus \mathcal{T}_n of slope n is given by*

$$\phi_{2h}: K_n \rightarrow K_{\text{fill}}, \quad b_k \mapsto I_1 \otimes x, \quad a \mapsto \rho'_3 \otimes x. \quad \square$$

Proof of Theorem 1.3 From Lemma 10.3, it follows that the map induced by contact 2–handle attachment on the limit type- D module \underline{K} is given by

$$\Phi_{2h}: \underline{K} \rightarrow K_{\text{fill}}, \quad \delta_i \mapsto I_1 \otimes x.$$

It follows immediately that, under the identification

$$\underline{K} \rightarrow K^-, \quad \delta_i \mapsto U^i \cdot x,$$

between \underline{K} and K^- , the type- D module computing HFK^- , the map Φ_{2h} agrees with that induced by setting the formal variable U equal to the identity at the chain level. \square

11 Inverse limit invariants and knot Floer homology

In this section, we briefly discuss methods for establishing the results detailed in Section 3.6 concerning the sutured inverse limit invariants. Generally speaking, proofs of these theorems are simple translates of the corresponding results in the direct limit setting, and we therefore leave them as straightforward exercise for the interested reader.

11.1 Identifying invariants

Here we present an outline of the proof of Theorem 1.6. Recall that this theorem states that there exists an isomorphism of $\mathbb{F}[U]$ –modules

$$I_+ : \underline{\text{SFH}}(-Y, K) \rightarrow \text{HFK}^+(-Y, K).$$

To obtain this result, we adopt the same general strategy used to prove [Theorem 1.1](#) in [Section 7](#).

Let $\{(Y(K), \Gamma_i^+)\}$ be the collection of sutured manifolds which are obtained as subsets of the longitudinal completion $(Y(K), \Gamma_\lambda) = (Y(K), \Gamma_0)$, as described in [Section 3.6](#). Recall that for $j > i$ we have an inclusion $(Y(K), \Gamma_j^+) \subset (Y(K), \Gamma_i^+)$, and that each of the differences $(Y(K), \Gamma_i^+) \setminus (Y(K), \Gamma_{i+1}^+)$ can naturally be given the structure of a basic slice.

Consistently choosing the “negative” sign for each of the above basic slices gives rise to the cofinal sequence

$$\text{SFH}(-Y(K), -\Gamma_0^+) \xleftarrow{\phi'_1} \text{SFH}(-Y(K), -\Gamma_1^+) \xleftarrow{\phi'_2} \text{SFH}(-Y(K), -\Gamma_2^+) \xleftarrow{\phi'_3} \dots,$$

whose inverse limit we define to be the sutured inverse limit homology $\varprojlim \text{SFH}(-Y, K)$.

As was the case for sutured limit homology, one obtains a natural U -action on $\varprojlim \text{SFH}(-Y, K)$ via positive basic slice attachment.

We begin by decomposing the spaces $(-Y(K), -\Gamma_n^+)$, as in [Section 7.1](#), to obtain

$$(-Y(K), -\Gamma_n^+) = (-Y(K), \Gamma', \mathcal{F}_T) \cup \mathcal{T}_n^+,$$

where $(-Y(K), \Gamma', \mathcal{F}_T)$ is the knot complement and \mathcal{T}_n^+ is the bordered sutured manifold obtained from \mathcal{T}_0 (see [Section 7.1](#)) by applying i positive Dehn twists along the core curve of a meridional annulus A .

Using the same techniques employed in [Section 7.2](#), we compute type- D modules $K_n^+ := {}^{\mathcal{A}(\mathcal{W}_T)} \widehat{\text{BSD}}(\mathcal{T}_n^+)$. The K_n^+ are generated by $\{a, b_1, \dots, b_n\}$, with idempotent compatibilities

$$I_2 \cdot a = a, \quad I_1 \cdot b_i = b_i,$$

and differential described graphically as

$$b_n \xleftarrow{\rho_{23}} b_{n-1} \xleftarrow{\rho_{23}} \dots \xleftarrow{\rho_{23}} b_1 \xleftarrow{\rho_{23}} a.$$

Analogues of [Lemmas 7.2, 7.3](#) and [7.4](#), adapted to this context, again give rise to the key diagram depicted in [Figure 48](#).

[Figure 48](#) depicts the bordered sutured analogues of the HKM gluing maps induced by positive and negative basic slice attachment. Specifically, the eastern pointing arrows depict the type- D maps induced by negative basic slice attachment, while the northeastern pointing arrows depict the type- D maps induced by positive basic slice attachment.

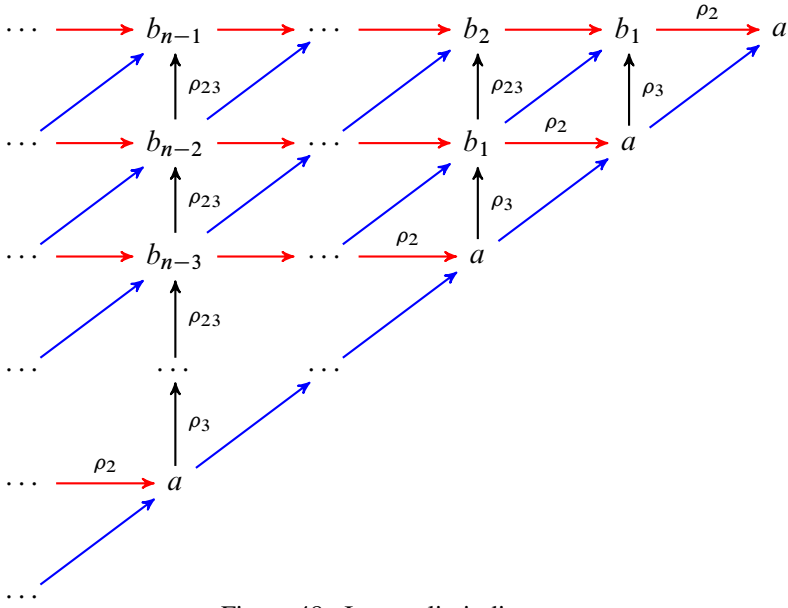


Figure 48: Inverse limit diagram

Taking the inverse limit over the horizontal maps which correspond to negative basic slice attachments, we obtain the type- D module $\underline{K} := \varprojlim_n K_n^+$, described graphically as

$$\delta_0 \xleftarrow{\rho_{23}} \delta_1 \xleftarrow{\rho_{23}} \delta_2 \xleftarrow{\rho_{23}} \delta_3 \xleftarrow{\rho_{23}} \dots$$

We further see that the U -action on the type- D module \underline{K} is given by left-translation, sending δ_i to δ_{i-1} for $i > 0$ and δ_0 to 0.

It immediately follows that the type- D module \underline{K} is isomorphic under the identification below to the type- D module K^+ from Section 4.8 which gives rise to the plus variant of knot Floer homology:

$$\begin{array}{ccccccc} \underline{K} := \delta_0 & \xleftarrow{\rho_{23}} & \delta_1 & \xleftarrow{\rho_{23}} & \delta_2 & \xleftarrow{\rho_{23}} & \delta_3 \xleftarrow{\rho_{23}} \dots \\ \uparrow U \cdot & \text{curved arrow} & \uparrow U \cdot & \text{curved arrow} & \uparrow U \cdot & \text{curved arrow} & \uparrow U \cdot \\ K^+ = x & \xleftarrow{\rho_{23}} & U^{-1} \cdot x & \xleftarrow{\rho_{23}} & U^{-2} \cdot x & \xleftarrow{\rho_{23}} & U^{-3} \cdot x \xleftarrow{\rho_{23}} \dots \end{array}$$

Finally, on the level of sutured Floer homology, we have

$$\begin{aligned} \underline{\text{SFH}}(-Y, K) &:= \varprojlim \text{SFH}(-Y(K), -\Gamma_i^+) \\ &\cong \varprojlim H_*(\widehat{\text{BSA}}(-Y(K), \Gamma', \mathcal{F}_T) \boxtimes \widehat{\text{BSD}}(\mathcal{T}_n^+)) \end{aligned}$$

$$\begin{aligned} &\cong H_*\left(\widehat{\text{BSA}}(-Y(K), \Gamma', \mathcal{F}_T) \boxtimes \varprojlim \widehat{\text{BSD}}(\mathcal{T}_n^+)\right) \\ &\cong H_*\left(\widehat{\text{BSA}}(-Y(K), \Gamma', \mathcal{F}_T) \boxtimes K^+\right) \\ &\cong \text{HFK}^+(-Y, K), \end{aligned}$$

as in the proof of [Theorem 1.1](#) in [Section 7.3](#).

This finishes our sketch of the proof of [Theorem 1.6](#).

11.2 Identifying the natural map

Here we provide a sketch of the proof of [Theorem 1.7](#), which, under the isomorphism I_+ from [Theorem 1.6](#), identifies the induced map

$$\Phi_{\text{dsv}}: \widehat{\text{HFK}}(-Y, K) \rightarrow \underline{\text{SFH}}(-Y, K)$$

with the natural map on knot Floer homology

$$\iota_*: \widehat{\text{HFK}}(-Y, K) \rightarrow \text{HFK}^+(-Y, K)$$

induced by the inclusion of complexes.

Recall that the map Φ_{dsv} is induced by the HKM gluing maps associated to the collection of basic slice attachments $\{\widehat{A}_i^-\}$, performed along the boundary of the meridional completion $(Y(K), \Gamma_\mu)$.

The proof of [Theorem 1.7](#) is similar to that of [Theorem 1.3](#). The basic idea is to decompose the relevant spaces in the usual way as unions of bordered sutured manifolds, thus localizing the associated computation to a neighborhood of the original boundary. Specifically, we have

$$\begin{aligned} (-Y(K), -\Gamma_\mu) &= (-Y(K), \Gamma', \mathcal{F}_T) \cup \mathcal{T}_\mu, \\ (-Y(K), -\Gamma_i^+) &= (-Y(K), \Gamma', \mathcal{F}_T) \cup \mathcal{T}_i^+. \end{aligned}$$

Having decomposed the sutured manifolds as above, the goal shifts to computing the maps of type- D structures

$$\phi_{\text{dsv}}: \widehat{K} \rightarrow K_i^+$$

induced by negative basic slice or, equivalently, negative bypass attachment. The key lemma in proving [Theorem 1.7](#) is the following:

Lemma 11.1 *The map on bordered sutured Floer homology induced by the above described negative basic slice attachment \widehat{A}_i^- , performed along the boundary of the meridional completion, is given by*

$$\phi_{\text{dsv}}: \widehat{K} \rightarrow K_n^+, \quad x \mapsto I_1 \otimes b_n.$$

We leave it as an exercise for the interested reader to verify [Lemma 11.1](#), with the following hint. First, focus on the (nontrivial) map $\phi_{\text{dSV}}: \widehat{K} \rightarrow K_0^+$, whose target is the type- D module associated to the longitudinal completion. This map is unique, and given by $\phi_{\text{dSV}}(x) = \rho_2 \otimes a$. From here, the Lemma follows by iteratively tensoring with the bimodule from [\[23\]](#) corresponding to a negative Dehn twist along the meridian to obtain the maps $\phi_{\text{dSV}}: \widehat{K} \rightarrow K_n^+$ above.

It follows from [Lemma 11.1](#) that, upon taking the inverse limit, the induced map Φ_{dSV} is given by.

$$\Phi_{\text{dSV}}: \widehat{K} \rightarrow \underline{K}, \quad x \mapsto I_1 \otimes \delta_0.$$

Under the identification of $\underline{\text{SFH}}(-Y, K)$ and $\text{HFK}^+(-Y, K)$ given by [Theorem 1.6](#), we see that Φ_{dSV} is precisely the analogue at the level of type- D modules of the natural map $\iota_*: \widehat{\text{HFK}}(-Y, K) \rightarrow \text{HFK}^+(-Y, K)$ induced by inclusion of complexes.

This finishes our sketch of the proof of [Theorem 1.7](#).

12 Gradings

In this section, we show how to extend the proof of [Theorem 1.1](#), presented in [Section 7](#), to include an identification of gradings. To avoid unnecessary complications, we will assume in what follows that our ambient 3-manifold Y is an integral homology sphere, though the results generalize to any 3-manifold and null-homologous knot.

12.1 Alexander grading

Let K be a null-homologous knot in the 3-manifold Y , and let $\mathcal{H} = (\Sigma, \alpha, \beta, z, w)$ be a doubly pointed Heegaard diagram for the pair (Y, K) . Recall from the discussion in [Section 2.5.3](#) that if $[F, \partial F]$ is a homology class of Seifert surface for the knot K , then one defines the Alexander grading of a generator $\mathbf{x} \in \mathcal{G}(\mathcal{H})$ of $\text{CFK}^-(\mathcal{H})$ via the formula

$$A_{[F, \partial F]}(\mathbf{x}) = \frac{1}{2} \langle c_1(\mathfrak{s}(\mathbf{x}), t_\mu), [F, \partial F] \rangle,$$

which is then extended to all of $\text{CFK}^-(Y, K)$ via linearity and the relation

$$A_{[F, \partial F]}(U \cdot \mathbf{x}) = A_{[F, \partial F]}(\mathbf{x}) - 1.$$

In [Section 3.3](#), we extend the above Alexander grading to the sutured setting. Namely, let \mathcal{H}_i be a sutured Heegaard diagram for the sutured manifold $(-Y(K), -\Gamma_i)$, obtained from the complement $Y(K)$ by and placing a pair of oppositely oriented sutures which

run once longitudinally and i times meridionally on the resulting boundary. Then, to a generator $x \in \mathcal{G}(\mathcal{H}_i)$ one assigns the Alexander grading

$$A_{[F, \partial F]}(x) = \frac{1}{2} \langle c_1(\mathfrak{s}(x), t_\mu), [F, \partial F] \rangle,$$

and extends linearly to all of $\text{SFC}(\mathcal{H}_i)$.

It was further observed in Section 3.3 that, based on the relative first Chern class computations in Section 2.5.2, the gluing maps ϕ_- and ψ_+ are homogeneous of Alexander degree plus and minus $\frac{1}{2}$, respectively. In particular, the collections of maps

$$\begin{aligned} \phi_-: \text{SFH}(-Y(K), -\Gamma_i) \left[\frac{1}{2}(i-1) \right] &\rightarrow \text{SFH}(-Y(K), -\Gamma_{i+1}) \left[\frac{1}{2}((i+1)-1) \right], \\ \psi_+: \text{SFH}(-Y(K), -\Gamma_i) \left[\frac{1}{2}(i-1) \right] &\rightarrow \text{SFH}(-Y(K), -\Gamma_{i+1}) \left[\frac{1}{2}((i+1)-1) \right], \end{aligned}$$

were all seen to be Alexander-homogeneous of degree 0 and -1 , respectively. Taking the direct limit over the collection $\{\phi_-\}$, the sutured limit homology inherited a natural Alexander grading from the above formulae.

Our identification of these two Alexander gradings proceeds in two steps. In the first, we show that the two gradings must agree up to an overall shift independent of Y and K . This is the content of Proposition 12.1. From here, it suffices to identify a single class $[x] \in \widehat{\text{SFH}}(-Y, K)$ whose Alexander grading is preserved under the isomorphism given in Theorem 1.1. This is accomplished in Proposition 12.2 using Legendrian/transverse invariants.

Proposition 12.1 *Let K be a null-homologous knot in an integral homology 3–sphere Y . Under the isomorphism given in Theorem 1.1, the Alexander gradings defined on $\widehat{\text{SFH}}(-Y, K)$ and $\text{HFK}^-(-Y, K)$ agree up to an overall shift.*

Proof Let $(-Y(K), -\Gamma_i)$ be as above, and consider the bordered sutured decomposition

$$(-Y(K), -\Gamma_i) = (-Y(K), \Gamma', \mathcal{F}_T) \cup \mathcal{T}_i$$

from Section 7.1, where the parametrization on the common boundary \mathcal{F}_T is given by the pair of α –arcs consisting of a meridian and a 0–framed longitude.

To the bordered sutured manifold $(-Y(K), \Gamma', \mathcal{F}_T)$, we associate the A_∞ –module $\widehat{\text{CFA}}(-Y, K)$. The complexes $\text{CFK}^-(-Y, K)$ and $\text{SFC}(-Y(K), -\Gamma_i)$ can be obtained (up to homotopy) from $\widehat{\text{CFA}}(-Y, K)$ by forming the box tensor products with the modules $\text{CFD}^-(\mathcal{H}_c)$ (from Section 4.8) and K_i (from Section 7.2.1), respectively. In this setting, generators of $\text{CFK}^-(-Y, K)$ are all of the form $\mathbf{y} \otimes x$, while generators of $\text{SFC}(-Y(K), -\Gamma_i)$ are either of the form $\mathbf{y} \otimes b_j$ or $\mathbf{y}' \otimes a$, where \mathbf{y} and \mathbf{y}' live in idempotents I_1 and I_2 , respectively.

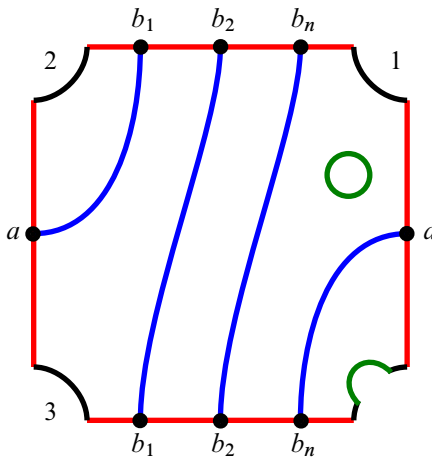


Figure 49: An alternative view of the bordered sutured Heegaard diagram depicted in Figure 32

The Alexander grading computation can similarly be decomposed in either setting. Namely,

$$\begin{aligned}
 A_{[F, \partial F]}(m \otimes n) &= \frac{1}{2} \langle c_1(\mathfrak{s}(m \otimes n)), [F, \partial F] \rangle \\
 &= \frac{1}{2} \langle c_1(\mathfrak{s}(m)) \oplus c_1(\mathfrak{s}(n)), [F, \partial F] \rangle \\
 &= \frac{1}{2} \langle c_1(\mathfrak{s}(m)), [F, \partial F] \rangle + \frac{1}{2} \langle c_1(\mathfrak{s}(n)), [A, \partial A] \rangle,
 \end{aligned}$$

where $A = \partial F \times I$ is an annular extension of the Seifert surface F through $T^2 \times I$.

We recall that the Alexander grading on $\text{CFK}^-(-Y, K)$ is characterized by the above formula, together with the fact that multiplication by U drops the grading by 1. Thus, the task of identifying the Alexander gradings, up to an overall shift, is equivalent to showing that, for generators b_j and b_l of K_i ,

$$\langle c_1(\mathfrak{s}(b_j)), [A, \partial A] \rangle - \langle c_1(\mathfrak{s}(b_l)), [A, \partial A] \rangle = 2 \cdot (j - l),$$

since these elements represent the elements $U^j \cdot x$ and $U^l \cdot x$ in the limit.

To see this, consider Figure 49. Here, we see an alternate view of the bordered sutured Heegaard diagram originally depicted in Figure 32. From this diagram, it immediately follows that, for generators $b_j, b_l \in K_i$ intersecting the longitudinal α -arc, $\epsilon(b_j, b_l) = (j - l)[\mu]$ and, in turn, that their associated $\text{Spin}^{\mathbb{C}}$ -structures differ by $(j - l)\text{PD}([\mu])$. Therefore,

$$\begin{aligned}
 \langle c_1(\mathfrak{s}(b_j)), [A, \partial A] \rangle - \langle c_1(\mathfrak{s}(b_l)), [A, \partial A] \rangle &= \langle c_1(\mathfrak{s}(b_j) - \mathfrak{s}(b_l)), [A, \partial A] \rangle \\
 &= \langle 2 \cdot \text{PD}([\mu]), [A, \partial A] \rangle \\
 &= 2 \cdot (j - l).
 \end{aligned}$$

□

We now turn to the task of showing that the Alexander gradings defined on $\underline{\text{SFH}}(-Y, K)$ and on $\text{HFK}^-(-Y, K)$ agree on-the-nose, not just up to an overall shift. As observed above, and in light of Proposition 12.1, it suffices to demonstrate this equality for a single nontrivial element. In fact, it suffices to prove this equality for *some* knot K in *some* 3-manifold Y . This is because, as shown in the proof of Proposition 12.1, any shift in Alexander grading can be computed strictly within the context of the type- D modules K_i and $\widehat{\text{CFD}}^-(\mathcal{H}_c)$.

Proposition 12.2 *There exists a knot K contained in the 3-sphere S^3 and nontrivial elements $g \in \underline{\text{SFH}}(-Y, K)$ and $h \in \text{HFK}^-(-Y, K)$ which are identified under the isomorphism $\Phi: \underline{\text{SFH}}(-Y, K) \rightarrow \text{HFK}^-(-Y, K)$ and such that $A(g) = A(h)$.*

Proof Let K be a given knot type in S^3 . Consider the standard tight contact structure ξ_{std} on S^3 , and let L be a Legendrian representative of the knot type K . It was shown in Section 2.7 that the Alexander grading of $\text{EH}(L) \in \text{SFH}(-Y(K), -\Gamma_{\text{tb}(L)})$ is precisely equal to the negative rotation number:

$$A(\text{EH}(L)) = -\frac{1}{2}r(L).$$

Recall that the Thurston–Bennequin number is, by definition, the difference between the contact framing on L and the Seifert framing. This, in turn, is precisely equal to the slope of the sutures on the Legendrian knot complement. Thus, in the sequence

$$\text{SFH}(-Y(K), -\Gamma_{-\text{tb}})\left[\frac{1}{2}(\text{tb} - 1)\right] \rightarrow \text{SFH}(-Y(K), -\Gamma_{-\text{tb}+1})\left[\frac{1}{2}((\text{tb} - 1) - 1)\right] \rightarrow \dots,$$

we see immediately that $A(\underline{\text{EH}}(L)) = \frac{1}{2}(\text{tb}(L) - r(L) + 1)$, agreeing with the corresponding value for the Alexander grading of the LOSS invariant $\mathcal{L}(L)$.

To finish the proof, it suffices to check that either $\underline{\text{EH}}(L)$ or $\mathcal{L}(L)$ is nonzero. This follows immediately from the fact that the invariants $\underline{\text{EH}}(L)$ is identified with contact invariant $c(S^3, \xi_{\text{std}})$ under the map $\Phi_{2h}: \underline{\text{SFH}}(-Y, K) \rightarrow \widehat{\text{HF}}(-Y)$, and the latter contact invariant is nontrivial. □

12.2 Maslov grading

We now turn our attention to understanding the homological or “Maslov” grading in sutured limit homology. Specifically, we aim to show that the $\mathbb{F}[U]$ -module $\underline{\text{SFH}}(-Y, K)$ inherits an absolute $\mathbb{Z}/2$ -grading which can be canonically identified with the usual absolute $\mathbb{Z}/2$ -grading in knot Floer homology.

With this goal in mind, we begin by recalling the following useful fact, which characterizes the behavior of the absolute $\mathbb{Z}/2$ -grading on sutured Floer homology under the gluing maps defined by Honda, Kazez and Matić.

Theorem 12.3 (Honda, Kazez and Matic [18], Gripp and Huang [32]) *Let (Y_1, Γ_1) and (Y_2, Γ_2) be balanced sutured 3-manifolds such that $Y_1 \subset Y_2$, and let ξ be a contact structure on $Y_2 \setminus \text{int}(Y_1)$ with sutured contact invariant $\text{EH}(\xi)$. Then the Honda–Kazez–Matic gluing map, on the chain level, is homogeneous of degree $\text{gr}(\text{EH}(\xi))$, that is,*

$$\phi_\xi: \text{SFC}(-Y_1, -\Gamma_1) \rightarrow \text{SFC}(-Y_2, -\Gamma_2)[\text{gr}(\text{EH}(\xi))],$$

and descends to a degree $\text{gr}(\text{EH}(\xi))$ map on the homology level.

Although the above result is not explicitly stated in [18], the result is implicit in the proof of the main result of that paper (stated here as [Theorem 2.12](#)) — that well-defined, natural contact gluing maps exist in the sutured category. Its truth can be derived from results of Gripp and Huang [32] characterizing the absolute gradings in Heegaard Floer theory in terms of homotopy classes of vector fields.

To better understand the context of the above result, consider the following variant of Honda, Kazez and Matic’s construction. Start with two balanced sutured manifolds (Y_1, Γ_1) and (Y_2, Γ_2) , each of which can be equipped with contact structures inducing the specified suture sets on their boundary. Now suppose that Σ_i are sutured subsurfaces (with dividing sets) of the boundaries ∂Y_i , which are compatible in the sense that $\Sigma \cong \Sigma_1 \cong -\Sigma_2$. Then, it is possible to glue together the two sutured manifolds along the Σ_i to form a new balanced suture manifold

$$(Y, \Gamma) = (Y_1, \Gamma_1) \cup_\Sigma (Y_2, \Gamma_2).$$

In this setting, Honda, Kazez, and Matic’s gluing theorem states that there exists a map

$$\phi_\Sigma: \text{SFC}(-Y_1, -\Gamma_1) \otimes \text{SFC}(-Y_2, -\Gamma_2) \rightarrow \text{SFC}(-Y, -\Gamma)$$

which is obtained as an inclusion of complexes, and which is homogeneous of degree zero. Furthermore, if the sutured manifold $(Y_2, -\Gamma_2)$ is equipped with the compatible contact structure ξ_2 , then the usual gluing map is given by

$$\phi_{\xi_2}(\cdot) = \phi_\Sigma(\cdot \otimes \text{EH}(\xi_2)),$$

viewed as a map from $\text{SFC}(-Y_1, -\Gamma_1)$ to $\text{SFC}(-Y, -\Gamma)$.

With the above result in mind, we turn to the problem at hand — determining an absolute $\mathbb{Z}/2$ -grading on the sutured limit homology groups. We begin with the following useful observation.

Proposition 12.4 *The absolute $\mathbb{Z}/2$ -grading of the contact invariant associated to either a positive or negative basic slice is zero.*

Proof Recall from Section 2.1.3 that if $B_{\pm} = (T^2 \times I, \xi_{\pm})$ is either a positive or negative basic slice, then it contains a convex torus T which decomposes B_{\pm} into two basic slices of the same (original) sign.

This decomposition allows us to compute the absolute grading of $\text{EH}(T^2 \times I, \xi)$ by applying Theorem 12.3. Specifically, we have

$$\begin{aligned} \text{gr}(\text{EH}(B_{\pm})) &= \text{gr}(\text{EH}(B_{\pm} \cup_T B_{\pm})) \\ &= \text{gr}(\text{EH}(B_{\pm})) + \text{gr}(\text{EH}(B_{\pm})) \\ &= 0 \pmod{2}. \end{aligned} \quad \square$$

It follows from Proposition 12.4, together with the above result of Honda, Kazez and Matić, that the maps ϕ_i which give rise to sutured limit homology are necessarily all Maslov-homogeneous of degree 0. In turn, we see that the sutured limit homology group $\widehat{\text{SFH}}(-Y, K)$ inherits an absolute $\mathbb{Z}/2$ -grading, which we refer to as the *Maslov grading*.

Theorem 12.5 Under the isomorphism $\Phi: \widehat{\text{SFH}}(-Y, K) \rightarrow \text{HFK}^-(-Y, K)$, given by Theorem 1.1, the absolute $\mathbb{Z}/2$ -grading on $\widehat{\text{SFH}}(-Y, K)$ is identified with the absolute $\mathbb{Z}/2$ -grading on $\text{HFK}^-(-Y, K)$.

Proof Recall that Theorem 1.3 states that, under the isomorphism $I_-: \widehat{\text{SFH}}(-Y, K) \rightarrow \text{HFK}^-(-Y, K)$, the Stipsicz–Vértesi map Φ_{SV} is identified with the canonical map on knot Floer homology which is induced by setting the formal variable U equal to zero at the chain level. That is to say, the following diagram commutes:

$$\begin{array}{ccc} \widehat{\text{SFH}}(-Y, K) & \xrightarrow{I_-} & \text{HFK}^-(-Y, K) \\ & \searrow \Phi_{\text{SV}} & \swarrow p_* \\ & \widehat{\text{HFK}}(-Y, K) & \end{array}$$

Moreover, the maps I_- , Φ_{SV} and p_* are all defined on the chain level and on the chain level fit into the analogous commutative diagram. Recall that $\text{CFK}^-(-Y, K)$ is generated by elements that map nontrivially to $\widehat{\text{CFK}}(-Y, K)$ and their images under U . Since the effect of U on grading is well understood we need to see that for elements that map nontrivially to $\widehat{\text{CFK}}(-Y, K)$ their grading in $\text{CFK}^-(-Y, K)$ and in the chain group computing $\widehat{\text{SFH}}(-Y, K)$ are the same.

Focusing first on the knot Floer homology side of this story, recall that the “ $U = 0$ map” $\text{CFK}^-(-Y, K) \rightarrow \widehat{\text{CFK}}(-Y, K)$ preserves the absolute $\mathbb{Z}/2$ -grading.

In a similar spirit, recall that the Stipsicz–Vértési map is induced on $\widehat{\text{SFH}}(-Y, K)$ via a collection of basic slice attachments to the set of sutured knot complements $\{(-Y(K), -\Gamma_i)\}$. Topologically, each Stipsicz–Vértési attachment yields the sutured manifold $(-Y(K), -\Gamma_\mu)$. The sutured Floer homology of this space is isomorphic to $\widehat{\text{HFK}}(-Y, K)$, via an isomorphism that preserves absolute grading. These facts, in conjunction with [Proposition 12.4](#), show that the map Φ_{SV} is necessarily homogeneous of degree zero, finishing the proof of [Theorem 12.5](#). \square

13 Examples

In this section, we present some examples which highlight distinctions between the various Legendrian and transverse invariants defined and discussed in this paper.

Recall that there are essentially three flavors of Legendrian or transverse invariants under consideration in this paper: HKM, LOSS and LIMIT. Both the HKM and LIMIT invariants are defined geometrically and correspond to contact invariants naturally associated to a given Legendrian or transverse knot. The LOSS invariants, on the other hand, are defined via compatible open book decompositions, thus obscuring obvious connections between the invariants and the ambient geometry.

Before delving into the examples, recall that we have correspondences identifying some of the Legendrian and transverse invariants discussed above. Specifically, [Theorem 1.5](#) asserts that the LOSS minus invariant is identified with the “direct” LIMIT invariant under the isomorphism given by [Theorem 1.1](#). Stipsicz and Vértési also provided a geometric interpretation of the LOSS hat invariant as the contact invariant of a contact manifold (with convex boundary) canonically associated to a Legendrian or transverse knot (see [Section 2.7](#)).

There is a fourth set of invariants of Legendrian and transverse knots in the standard contact 3–sphere (S^3, ξ_{std}) , which is defined combinatorially by Ozsváth, Szabó and Thurston via grid diagrams, and which are referred to as the GRID invariants [\[31\]](#). It was shown by the second author, in joint work with Baldwin and Vértési [\[3\]](#), that these invariants agree with the LOSS invariants where the two are simultaneously defined.

13.1 Comparing the HKM and LOSS invariants

Here, we compare the HKM and LOSS invariants by providing an example of a Legendrian knot whose HKM invariant is nonzero, but whose LOSS invariants vanish.

The example is a nonloose Legendrian unknot U_{OT} in an overtwisted contact structure ξ on S^3 . The Legendrian knot U_{OT} is shown in [Figure 50](#) as an essential embedded

curve on the open book decomposition (A, D_γ^-) for S^3 . The pages of the open book decomposition (A, D_γ^-) are annuli, and the monodromy map is given by a single negative Dehn twist along a core curve γ . Figure 50 depicts the associated multipointed Heegaard diagram associated to the Legendrian knot U , used to compute the LOSS invariants.

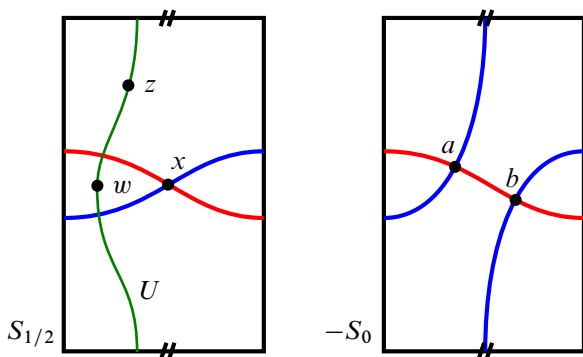


Figure 50: A nonloose Legendrian unknot U_{OT} with nonvanishing HKM invariant and vanishing LOSS invariant in an overtwisted contact 3–sphere

We see immediately that the Legendrian U_{OT} is indeed an unknot. To see that its corresponding LOSS invariants vanish, observe that they are represented in $\widehat{\text{HFK}}^-(-S^3, U)$ and $\widehat{\text{HFK}}(-S^3, U)$ by the intersection point x in Figure 50. We immediately see that $\partial b = x$ in either case. Thus, the class $[x]$ vanishes in homology.

On the other hand, we can see that the HKM invariant of U_{OT} is nonvanishing as follows: Stipsicz and Vértesi showed that the HKM invariant can be computed from the open book decomposition (A, D_γ^-) by removing an open tubular neighborhood of the curve U_{OT} , and deleting the α - and β -curves it intersects. The result is a sutured Heegaard diagram consisting of a topological annulus and empty sets of α - and β -curves. The contact invariant is represented by the empty set of intersections, which is nonzero in homology. If the reader prefers, this same nonvanishing result can be shown by positively stabilizing the open book decomposition (A, D_γ^-) along a boundary-parallel arc to ensure the existence of a nontrivial set of intersections after removing a neighborhood of U_{OT} . (Yet another way to see this invariant is nonzero is to note the knot is a nonloose knot and so its complement is tight. Any tight contact structure on a solid torus has nonzero contact invariant.)

To show Golla’s characterization of $\text{EH}(K)$ in the tight contact structure on S^3 discussed in Section 1.6 does not hold in general, we note that there is a loose unknot U' in the same contact structure as U_{OT} that has the same classical invariants as U_{OT} .

We just argued that $\text{EH}(U_{\text{OT}})$ is nonzero but it is clear that $\text{EH}(U')$ is zero. Moreover, from the above arguments one may easily conclude that $\mathcal{L}(U_{\text{OT}}) = \mathcal{L}(-U_{\text{OT}}) = 0 = \mathcal{L}(U') = \mathcal{L}(-U')$.

13.2 Comparing the LOSS invariants

Relationships and differences between the LOSS minus and hat invariants are well-documented, and we refer the interested reader to the original paper [25] by Lisca, Ozsváth, Stipsicz and Szabó for more information.

Here, we simply remark that examples of Legendrian or transverse knots for which the minus version of the LOSS invariant is nonvanishing while the hat invariant vanishes are easy to generate. Indeed, recall that the minus version of the LOSS invariant is identified with the contact invariant of the ambient manifold under the natural map

$$\pi_*: \text{HFK}^-(Y, K) \rightarrow \widehat{\text{HF}}(-Y),$$

induced by setting the variable U equal to the identity at the chain level. Thus, if (Y, ξ) is any contact 3-manifold with nonvanishing contact invariant $c(Y, \xi) \neq 0$, then for any null-homologous Legendrian (resp. transverse) knot $K \subset (Y, \xi)$, we have that $\mathcal{L}(K) \neq 0$ (resp. $\mathcal{T}(K) \neq 0$).

On the other hand, if $K' \subset (Y, \xi)$ is any positively stabilized Legendrian (resp. transverse) knot, then $\widehat{\mathcal{L}}(K') = 0$ (resp. $\widehat{\mathcal{T}}(K') = 0$).

Since the standard contact 3-sphere (S^3, ξ_{std}) satisfies the condition that $c(S^3, \xi_{\text{std}})$ does not vanish, we see that the desired examples exist in abundance. In fact, using the isomorphism given in [3] relating the LOSS and GRID invariants, one can produce a multitude of nondestabilizable examples satisfying the same vanishing properties—the Etnyre–Honda $(2, 3)$ -cable of the $(2, 3)$ -torus knot T_{EH} [8] is such an example by a result of Ng, Ozsváth and Thurston [27].

13.3 Comparing the LOSS and LIMIT invariants

We now turn to the task of comparing the LOSS and LIMIT invariants. In light of Theorem 1.5, and the discussion in Section 13.2 above, we focus on understanding differences in information content between the hat version of the LOSS invariant and the “inverse” version of the LIMIT invariant.

Recall from Section 3.6.2 that if K is a null-homologous Legendrian or transverse knot in a contact 3-manifold (Y, ξ) , then there exists a Legendrian (resp. transverse) invariant $\underline{\text{EH}}(K)$ taking values in the sutured inverse limit homology group $\underline{\text{SFH}}(-Y, K)$.

According to [Theorem 1.6](#), the latter group is isomorphic to the plus version of knot Floer homology

$$I_+ : \widehat{\text{SFH}}(-Y, K) \rightarrow \text{HFK}^+(-Y, K).$$

By [Theorem 1.8](#), the inverse limit invariant $\widehat{\text{EH}}(K)$ can be identified with the image of the hat version of the LOSS invariant under the natural map

$$\iota_* : \widehat{\text{HFK}}(-Y, K) \rightarrow \text{HFK}^+(-Y, K),$$

induced by inclusion.

With the above in mind, consider the following example from [\[25\]](#) of a nonloose Legendrian $(2, 3)$ -torus knot $T_{(2,3)}$ in the overtwisted contact structure ξ on S^3 with Hopf invariant $d_3(\xi) = -1$. The knot is depicted in [Figure 51](#).

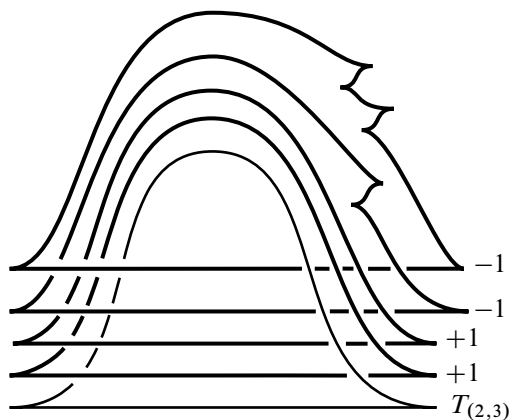


Figure 51: A nonloose Legendrian right-handed trefoil $T_{(2,3)}$ in the overtwisted contact structure ξ on S^3 with Hopf invariant $d_3(\xi) = -1$

Lisca, Ozsváth, Stipsicz and Szabó [\[25\]](#) show that $\widehat{\mathcal{L}}(T_{(2,3)}) \neq 0$, and identify the specific class in $\widehat{\text{HFK}}(-S^3, T_{(2,3)}) \cong \widehat{\text{HFK}}(S^3, T_{(2,-3)})$ representing $\widehat{\mathcal{L}}(T_{(2,3)})$ — the unique nonzero class in Alexander grading zero.

[Figure 52](#) depicts the knot Floer chain complex $(\text{CFK}^\infty(T_{(2,-3)}), \partial^\infty)$ associated to the left-handed trefoil knot $T_{(2,-3)}$. In the drawing, the vertical j -axis records Alexander grading, while the horizontal i -axis keeps track of the (negative) U -power. In this context, we view $\text{CFK}^-(T_{(2,-3)})$, $\text{CFK}^+(T_{(2,-3)})$ and $\widehat{\text{CFK}}(T_{(2,-3)})$ as the sub-, quotient and subquotient complexes $C(i \leq 0)$, $C(i \geq 0)$ and $C(i = 0)$, respectively.

After forming the associated graded objects with respect to the Alexander filtration, we see immediately from [Figure 52](#), that the image of $\widehat{\mathcal{L}}(T_{(2,-3)})$ under the map $\iota_* : \widehat{\text{HFK}}(T_{(2,-3)}) \rightarrow \text{HFK}^+(T_{(2,-3)})$, induced by inclusion, vanishes. It follows, therefore, from [Theorem 1.8](#) that $\widehat{\text{EH}}(T_{(2,3)}) = 0$.

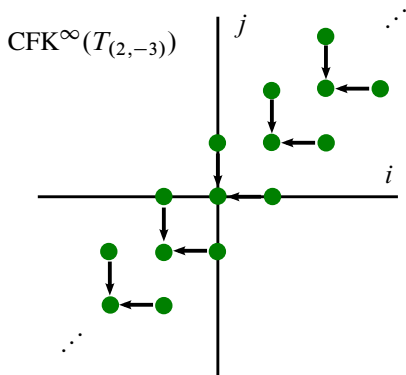


Figure 52: The knot Floer complex associated to the left-handed trefoil $T_{(2,-3)}$

To see that the invariant $\underline{\text{EH}}$ is not always zero, consider the maximum Thurston–Bennequin invariant unknot in the standard contact 3–sphere $U \subset (S^3, \xi_{\text{std}})$. To compute the inverse limit invariant, we begin by performing a Stipsicz–Vértesi basic slice attachment to the boundary the complement of an standard (open) tubular neighborhood of U . The result is a tight contact structure on a solid torus $(S^1 \times D^2, \xi)$, inducing two longitudinal dividing curves along the boundary. It follows from the classification of tight contact structures on solid tori [17] that any negative basic slice attachment that does not achieve the meridional slope on $S^1 \times D^2$ induces a tight contact structure on the solid torus which embeds into a Stein-fillable contact structure on a lens-space. In particular, the contact invariants of these spaces are all nonzero, which implies that the inverse limit invariant $\underline{\text{EH}}(U)$ is nonvanishing.

13.4 Vanishing slope computations

We note that one may easily compute the vanishing slopes, discussed in Section 1.4, for the knots considered in this section to be:

$$\begin{aligned} \text{Van}^-(U_{\text{OT}}) &= (0, 0), & \text{Van}^-(T_{\text{EH}}) &= (0, -\infty), \\ \text{Van}^-(T_{(2,3)}) &= (0, -\infty), & \text{Van}^-(U) &= (0, 0). \end{aligned}$$

References

- [1] **J A Baldwin, S Sivek**, *A contact invariant in sutured monopole homology*, preprint (2014) [arXiv](#)
- [2] **J A Baldwin, S Sivek**, *Instanton Floer homology and contact structures*, *Selecta Math.* 22 (2016) 939–978 [MR](#)

- [3] **J A Baldwin, D S Vela-Vick, V Vértesi**, *On the equivalence of Legendrian and transverse invariants in knot Floer homology*, *Geom. Topol.* 17 (2013) 925–974 [MR](#)
- [4] **M Bökstedt, A Neeman**, *Homotopy limits in triangulated categories*, *Compositio Math.* 86 (1993) 209–234 [MR](#)
- [5] **J Epstein, D Fuchs, M Meyer**, *Chekanov–Eliashberg invariants and transverse approximations of Legendrian knots*, *Pacific J. Math.* 201 (2001) 89–106 [MR](#)
- [6] **J B Etnyre**, *Legendrian and transversal knots*, from “Handbook of knot theory” (W Menasco, M Thistlethwaite, editors), Elsevier, Amsterdam (2005) 105–185 [MR](#)
- [7] **J B Etnyre, K Honda**, *Knots and contact geometry, I: Torus knots and the figure eight knot*, *J. Symplectic Geom.* 1 (2001) 63–120 [MR](#)
- [8] **J B Etnyre, K Honda**, *Cabling and transverse simplicity*, *Ann. of Math.* 162 (2005) 1305–1333 [MR](#)
- [9] **J B Etnyre, D S Vela-Vick**, *Torsion and open book decompositions*, *Int. Math. Res. Not.* 2010 (2010) 4385–4398 [MR](#)
- [10] **D Gabai**, *Foliations and the topology of 3-manifolds*, *J. Differential Geom.* 18 (1983) 445–503 [MR](#)
- [11] **P Ghiggini, K Honda, J V Horn-Morris**, *The vanishing of the contact invariant in the presence of torsion*, preprint (2008) [arXiv](#)
- [12] **E Giroux**, *Structures de contact en dimension trois et bifurcations des feuilletages de surfaces*, *Invent. Math.* 141 (2000) 615–689 [MR](#)
- [13] **E Giroux**, *Géométrie de contact: de la dimension trois vers les dimensions supérieures*, from “Proceedings of the International Congress of Mathematicians, II” (T Li, editor), Higher Ed. Press, Beijing (2002) 405–414 [MR](#)
- [14] **M Golla**, *Comparing invariants of Legendrian knots*, *Quantum Topol.* 6 (2015) 365–402 [MR](#)
- [15] **M Golla**, *Ozsváth–Szabó invariants of contact surgeries*, *Geom. Topol.* 19 (2015) 171–235 [MR](#)
- [16] **K Honda**, *Contact structure, Heegaard Floer homology and triangulated categories*, in preparation
- [17] **K Honda**, *On the classification of tight contact structures, I*, *Geom. Topol.* 4 (2000) 309–368 [MR](#)
- [18] **K Honda, W H Kazez, G Matić**, *Contact structures, sutured Floer homology and TQFT*, preprint (2008) [arXiv](#)
- [19] **K Honda, W H Kazez, G Matić**, *The contact invariant in sutured Floer homology*, *Invent. Math.* 176 (2009) 637–676 [MR](#)
- [20] **K Honda, Y Tian**, *Contact categories of disks*, preprint (2016) [arXiv](#)

- [21] **A Juhász**, *Holomorphic discs and sutured manifolds*, *Algebr. Geom. Topol.* 6 (2006) 1429–1457 [MR](#)
- [22] **A Juhász**, *Floer homology and surface decompositions*, *Geom. Topol.* 12 (2008) 299–350 [MR](#)
- [23] **R Lipshitz**, **P Ozsváth**, **D Thurston**, *Bordered Heegaard Floer homology: invariance and pairing*, preprint (2008) [arXiv](#)
- [24] **R Lipshitz**, **P S Ozsváth**, **D P Thurston**, *Bimodules in bordered Heegaard Floer homology*, *Geom. Topol.* 19 (2015) 525–724 [MR](#)
- [25] **P Lisca**, **P Ozsváth**, **A I Stipsicz**, **Z Szabó**, *Heegaard Floer invariants of Legendrian knots in contact three-manifolds*, *J. Eur. Math. Soc.* 11 (2009) 1307–1363 [MR](#)
- [26] **P Lisca**, **A I Stipsicz**, *Contact surgery and transverse invariants*, *J. Topol.* 4 (2011) 817–834 [MR](#)
- [27] **L Ng**, **P Ozsváth**, **D Thurston**, *Transverse knots distinguished by knot Floer homology*, *J. Symplectic Geom.* 6 (2008) 461–490 [MR](#)
- [28] **P Ozsváth**, **A I Stipsicz**, *Contact surgeries and the transverse invariant in knot Floer homology*, *J. Inst. Math. Jussieu* 9 (2010) 601–632 [MR](#)
- [29] **P Ozsváth**, **Z Szabó**, *Holomorphic disks and knot invariants*, *Adv. Math.* 186 (2004) 58–116 [MR](#)
- [30] **P S Ozsváth**, **Z Szabó**, *Knot Floer homology and rational surgeries*, *Algebr. Geom. Topol.* 11 (2011) 1–68 [MR](#)
- [31] **P Ozsváth**, **Z Szabó**, **D Thurston**, *Legendrian knots, transverse knots and combinatorial Floer homology*, *Geom. Topol.* 12 (2008) 941–980 [MR](#)
- [32] **V G B Ramos**, **Y Huang**, *An absolute grading on Heegaard Floer homology by homotopy classes of oriented 2-plane fields*, preprint (2011) [arXiv](#)
- [33] **J A Rasmussen**, *Floer homology and knot complements*, PhD thesis, Harvard University (2003) [MR](#) Available at <http://search.proquest.com/docview/305332635>
- [34] **S Sarkar**, **J Wang**, *An algorithm for computing some Heegaard Floer homologies*, *Ann. of Math.* 171 (2010) 1213–1236 [MR](#)
- [35] **A I Stipsicz**, **V Vértesi**, *On invariants for Legendrian knots*, *Pacific J. Math.* 239 (2009) 157–177 [MR](#)
- [36] **W P Thurston**, **H E Winkelnkemper**, *On the existence of contact forms*, *Proc. Amer. Math. Soc.* 52 (1975) 345–347 [MR](#)
- [37] **J J Tripp**, *Contact structures on open 3-manifolds*, *J. Symplectic Geom.* 4 (2006) 93–116 [MR](#)
- [38] **D S Vela-Vick**, *On the transverse invariant for bindings of open books*, *J. Differential Geom.* 88 (2011) 533–552 [MR](#)

- [39] **R Zarev**, *Bordered Floer homology for sutured manifolds*, preprint (2009) [arXiv](#)
- [40] **R Zarev**, *Joining and gluing sutured Floer homology*, preprint (2010) [arXiv](#)
- [41] **R Zarev**, *Equivalence of gluing maps for sfh*, in preparation

*School of Mathematics, Georgia Institute of Technology
686 Cherry Street, Atlanta, GA 30332-0160, United States*

*Department of Mathematics, Louisiana State University
Baton Rouge, LA 70803, United States*

*Department of Mathematics, University of California, Berkeley
970 Evans Hall, Berkeley, CA 94720-3840, United States*

etnyre@math.gatech.edu, shea@math.lsu.edu, rumen.zarev@gmail.com

<http://people.math.gatech.edu/~etnyre/>, <https://www.math.lsu.edu/~shea>

Proposed: Yasha Eliashberg

Received: 4 September 2014

Seconded: András I. Stipsicz, Peter S. Ozsváth

Revised: 25 April 2016