

Top terms of polynomial traces in Kra’s plumbing construction

SARA MALONI
CAROLINE SERIES

Let Σ be a surface of negative Euler characteristic together with a pants decomposition \mathcal{P} . Kra’s plumbing construction endows Σ with a projective structure as follows. Replace each pair of pants by a triply punctured sphere and glue, or “plumb”, adjacent pants by gluing punctured disk neighbourhoods of the punctures. The gluing across the i –th pants curve is defined by a complex parameter $\tau_i \in \mathbb{C}$. The associated holonomy representation $\rho: \pi_1(\Sigma) \rightarrow \mathrm{PSL}(2, \mathbb{C})$ gives a projective structure on Σ which depends holomorphically on the τ_i . In particular, the traces of all elements $\rho(\gamma)$, $\gamma \in \pi_1(\Sigma)$, are polynomials in the τ_i .

Generalising results proved by Keen and the second author [4; 13] for the once and twice punctured torus respectively, we prove a formula giving a simple linear relationship between the coefficients of the top terms of $\rho(\gamma)$, as polynomials in the τ_i , and the Dehn–Thurston coordinates of γ relative to \mathcal{P} .

This will be applied in a later paper [7] by the first author to give a formula for the asymptotic directions of pleating rays in the Maskit embedding of Σ as the bending measure tends to zero.

57M50; 30F40

1 Introduction

Let Σ be a surface of negative Euler characteristic together with a pants decomposition \mathcal{P} . Kra’s plumbing construction endows Σ with a projective structure as follows. Replace each pair of pants by a triply punctured sphere and glue, or “plumb”, adjacent pants by gluing punctured disk neighbourhoods of the punctures. The gluing across the i –th pants curve is defined by a complex parameter $\tau_i \in \mathbb{C}$. More precisely, $zw = \tau_i$ where z, w are standard holomorphic coordinates on punctured disk neighbourhoods of the two punctures. The associated holonomy representation $\rho: \pi_1(\Sigma) \rightarrow \mathrm{PSL}(2, \mathbb{C})$ gives a projective structure on Σ which depends holomorphically on the τ_i , and in which the pants curves themselves are automatically parabolic. In particular, the traces of all elements $\rho(\gamma)$, $\gamma \in \pi_1(\Sigma)$, are polynomials in the τ_i .

The main result of this paper is a very simple relationship between the coefficients of the top terms of $\rho(\gamma)$, as polynomials in the τ_i , and the Dehn–Thurston coordinates of γ relative to \mathcal{P} . This generalises results of Keen and the second author [4; 13] for the once and the twice punctured torus respectively.

Our formula is as follows. Let \mathcal{S} denote the set of homotopy classes of multiple loops on Σ , and let the pants curves defining \mathcal{P} be σ_i , $i = 1, \dots, \xi$. For brevity we usually refer to elements of \mathcal{S} as *curves* (even if they are not connected); see Section 2. The *Dehn–Thurston coordinates* of $\gamma \in \mathcal{S}$ are $\mathbf{i}(\gamma) = (q_i, p_i)$, $i = 1, \dots, \xi$, where $q_i = i(\gamma, \sigma_i) \in \mathbb{N} \cup \{0\}$ is the geometric intersection number between γ and σ_i and $p_i \in \mathbb{Z}$ is the twist of γ about σ_i . We prove:

Theorem A *Let γ be a connected simple closed curve on Σ , not parallel to any of the pants curves σ_i . Then $\text{Tr } \rho(\gamma)$ is a polynomial in τ_1, \dots, τ_ξ whose top terms are given by*

$$\begin{aligned} \text{Tr } \rho(\gamma) &= \pm i^q 2^h \left(\tau_1 + \frac{(p_1 - q_1)}{q_1} \right)^{q_1} \cdots \left(\tau_\xi + \frac{(p_\xi - q_\xi)}{q_\xi} \right)^{q_\xi} + R \\ &= \pm i^q 2^h \left(\tau_1^{q_1} \cdots \tau_\xi^{q_\xi} + \sum_{i=1}^{\xi} (p_i - q_i) \tau_1^{q_1} \cdots \tau_i^{q_i - 1} \cdots \tau_\xi^{q_\xi} \right) + R \end{aligned}$$

where

- $q = \sum_{i=1}^{\xi} q_i > 0$;
- R represents terms with total degree in $\tau_1 \cdots \tau_\xi$ at most $q - 2$ and of degree at most q_i in the variable τ_i ;
- $h = h(\gamma)$ is the total number of scc-arcs in the standard representation of γ relative to \mathcal{P} ; see below.

If $q = 0$, then $\gamma = \sigma_i$ for some i , $\rho(\gamma)$ is parabolic, and $\text{Tr } \rho(\gamma) = \pm 2$.

The non-negative integer $h = h(\gamma)$ is defined as follows. The curve γ is first arranged to intersect each pants curve minimally. In this position, it intersects a pair of pants P in a number of arcs joining boundary loops of P . We call one of these an *scc-arc* (short for same-(boundary)-component-connector, called an *archetype* by Penner [12]) if it joins one boundary component to itself, and denote by h the total number of scc-arcs, taken over all pants in \mathcal{P} .

The precise definition of the twist coordinates p_i in Theorem A requires some care; we use essentially the standard definition implied in Fathi, Laudenbach and Poenaru [3] and explained in detail by D P Thurston [14] (called here the DT-twist; see Section 3.1),

although for the proof we find useful the form given by Penner [12] (called here the P -twist and denoted \hat{p}_i ; see Section 3.2).

We remark that the formula in Theorem A could of course be made neater by replacing the parameter τ by $\tau - 1$; we use τ to be in accordance with the conventions of [4; 13]; see also Section 4.2.

We believe the formula in Theorem A noteworthy in its own right. However the main motivation for this work was the following. If the representation ρ constructed in the above manner is free and discrete, then the resulting hyperbolic 3-manifold $M = \mathbb{H}^3/\rho(\pi_1(\Sigma))$ lies on the boundary of quasifuchsian space $\mathcal{QF}(\Sigma)$. One end of M consists of a union of triply punctured spheres obtained by pinching in Σ the curves σ_i defining \mathcal{P} . Suppose that, in addition, $\rho(\pi_1(\Sigma))$ is geometrically finite and that the other end $\Omega^+/\rho(\pi_1(\Sigma))$ of M is a Riemann surface homeomorphic to Σ . Since the triply punctured spheres are rigid, it follows from Ahlfors–Bers' measurable Riemann mapping theorem that the Riemann surface structure of $\Omega^+/\rho(\pi_1(\Sigma))$ runs over the Teichmüller space $\mathcal{T}(\Sigma)$ of Σ . The image of the space of all such groups in the character variety \mathcal{R} of Σ is called the *Maskit embedding* of $\mathcal{T}(\Sigma)$.

In [4; 13], special cases of the trace formula were important in constructing a computational method of locating the image \mathcal{M} of $\mathcal{T}(\Sigma)$ in \mathcal{R} . In those papers we defined a *pleating ray* to be a line in \mathcal{R} along which the projective class of the bending measure was kept constant. The trace formulae enabled us to find the asymptotic directions of pleating rays in \mathcal{M} as the bending measure tends to zero. Theorem A allows the extension of these results to the general case; see Maloni [7].

The plan of this paper is as follows. After establishing preliminaries in Section 2, in Section 3 we review the Dehn–Thurston coordinates and, in particular, the definition of twists. In Section 4 we discuss the gluing construction which leads to the family of projective structures and their holonomy representation. In Section 5 we explain in detail the holonomy representation in various special cases, starting with arcs in a single pair of pants and going on to the one holed torus and four holed sphere. Finally, in Section 6, we make explicit the general combinatorial pattern of matrix products obtained in the holonomy, and use this to give an inductive proof of Theorem A.

2 Background and notation

Suppose Σ is a surface of finite type, let $\mathcal{S}_0 = \mathcal{S}_0(\Sigma)$ denote the set of free homotopy classes of connected closed simple non-boundary parallel curves on Σ , and let $\mathcal{S} = \mathcal{S}(\Sigma)$ be the set of curves on Σ , that is, the set of finite unions of non-homotopic

curves in \mathcal{S}_0 . For simplicity we usually refer to elements of \mathcal{S} as “curves” rather than “multicurves”, in other words, a curve is not required to be connected. In addition by the term “loop” we mean “connected curve”. The geometric intersection number $i(\alpha, \beta)$ between $\alpha, \beta \in \mathcal{S}$ is the least number of intersections between curves representing the two homotopy classes, that is,

$$i(\alpha, \beta) = \min_{a \in \alpha, b \in \beta} |a \cap b|.$$

Now given a surface $\Sigma = \Sigma_g^b$ of finite type and negative Euler characteristic, choose a maximal set $\mathcal{PC} = \{\sigma_1, \dots, \sigma_\xi\}$ of homotopically distinct and non-boundary parallel loops in Σ called *pants curves*, where $\xi = \xi(\Sigma) = 3g - 3 + b$ is the complexity of the surface. These connected curves split the surface into $k = 2g - 2 + b$ three-holed spheres P_1, \dots, P_k , called *pairs of pants*. (Note that the boundary of P_i may include punctures of Σ .) We refer to both the set $\mathcal{P} = \{P_1, \dots, P_k\}$, and the set \mathcal{PC} , as a *pants decomposition* of Σ .

We take P_i to be a closed three-holed sphere whose interior $\text{Int}(P_i)$ is embedded in Σ ; the closure of $\text{Int}(P_i)$ fails to be embedded precisely in the case in which two of its boundary curves are identified in Σ , forming an embedded one-holed torus $\Sigma_{1,1}$. Thus each pants curve $\sigma = \sigma_i$ is the common boundary of one or two pants whose union we refer to as the *modular surface* associated to σ , denoted $M(\sigma)$. If the closure of $\text{Int}(P_i)$ fails to be embedded then $M(\sigma)$ is a one-holed torus $\Sigma_{1,1}$, otherwise it is a four-holed sphere $\Sigma_{0,4}$.

Any hyperbolic pair of pants P is made by gluing two right angled hexagons along three alternate edges which we call its *seams*. In much of what follows, it will be convenient to designate one of these hexagons as “white” and one as “black”. A properly embedded arc in P , that is, an arc with its endpoints on ∂P , is called *scc* (same component connector) if it has both its endpoints on the same component of ∂P and *dcc* (different component connector) otherwise.

2.0.1 Convention on dual curves We shall need to consider *dual curves* to $\sigma_i \in \mathcal{PC}$, that is, curves which intersect σ_i minimally and which are completely contained in $M(\sigma_i)$, the union of the pants P, P' adjacent to σ_i . The intersection number of such a connected curve with σ_i is 1 if $M(\sigma_i)$ a one-holed torus and 2 otherwise. In the first case, the curve is made by identifying the endpoints of a single dcc-arc in the pair of pants adjacent to σ_i and, in the second, it is the union of two scc-arcs, one in each of the two pants whose union is $M(\sigma_i)$. We adopt a useful convention introduced in [14] which simplifies the formulae in such a way as to avoid the need to distinguish between these two cases. Namely, for those σ_i for which $M(\sigma_i)$ is $\Sigma_{1,1}$, we define the dual curve $D_i \in \mathcal{S}$ to be *two* parallel copies of the connected curve intersecting σ_i

once, while if $M(\sigma_i)$ is $\Sigma_{0,4}$ we take a single copy. In this way we always have, by definition, $i(\sigma_i, D_i) = 2$, where $i(\alpha, \beta)$ is the geometric intersection number as above.

A *marking* on Σ is the specification of a fixed base surface Σ_0 , together with a homeomorphism $\Psi: \Sigma_0 \rightarrow \Sigma$. Markings can be defined in various equivalent ways, for example by specifying the choice of dual curves; see [Section 3.1](#) below.

2.0.2 Convention on twists Our convention will always be to measure twists to the right as positive. We denote by $T w_\sigma(\gamma)$ the *right* Dehn twist of the curve γ about the curve σ .

3 Dehn–Thurston coordinates

Suppose we are given a surface Σ together with a pants decomposition \mathcal{P} as above. Let $\gamma \in \mathcal{S}$ and for $i = 1, \dots, \xi$, let $q_i = i(\gamma, \sigma_i) \in \mathbb{Z}_{\geq 0}$. Notice that if $\sigma_{i_1}, \sigma_{i_2}, \sigma_{i_3}$ are pants curves which together bound a pair of pants whose interior is embedded in Σ , then the sum $q_{i_1} + q_{i_2} + q_{i_3}$ of the corresponding intersection numbers is even. The $q_i = q_i(\gamma)$ are sometimes called the *length parameters* of γ .

To define the *twist parameter* $\text{tw}_i = \text{tw}_i(\gamma) \in \mathbb{Z}$ of γ about σ_i , we first have to fix a marking on Σ , for example by fixing a specific choice of dual curve D_i to each pants curve σ_i ; see [Section 3.1](#) below. Then, after isotoping γ into a well-defined standard position relative to \mathcal{P} and to the marking, the twist tw_i is the signed number of times that γ intersects a short arc transverse to σ_i . We make the convention that if $i(\gamma, \sigma_i) = 0$, then $\text{tw}_i(\gamma) \geq 0$ is the number of components in γ freely homotopic to σ_i .

There are various ways of defining the *standard position* of γ , leading to differing definitions of the twist. The parameter $\text{tw}_i(\gamma) = p_i(\gamma)$ which occurs in the statement of [Theorem A](#) is the one defined by Dylan Thurston [14], however in the proof of the formula we will find it convenient to use a slightly different definition $\text{tw}_i(\gamma) = \hat{p}_i(\gamma)$ given by Penner [12]. Both of these definitions are explained in detail below, as is the precise relationship between them. With either definition, a classical theorem of Dehn [2] (see also Penner [12, page 12]) asserts that the length and twist parameters uniquely determine γ :

Theorem 3.1 (Dehn's theorem) *The map*

$$\Psi: \mathcal{S}(\Sigma) \rightarrow \mathbb{Z}_{\geq 0}^\xi \times \mathbb{Z}^\xi, \quad \gamma \in \mathcal{S}(\Sigma) \mapsto (q_1(\gamma), \dots, q_\xi(\gamma); \text{tw}_1(\gamma), \dots, \text{tw}_\xi(\gamma))$$

is an injection. The point $(q_1, \dots, q_\xi, \text{tw}_1, \dots, \text{tw}_\xi)$ is in the image of Ψ (and hence corresponds to a curve) if and only if

- (i) if $q_i = 0$, then $\text{tw}_i \geq 0$, for each $i = 1, \dots, \xi$;
- (ii) if $\sigma_{i_1}, \sigma_{i_2}, \sigma_{i_3}$ are pants curves which together bound a pair of pants whose interior is embedded in Σ , then the sum $q_{i_1} + q_{i_2} + q_{i_3}$ of the corresponding intersection numbers is even.

We remark that as a special case of (ii), the intersection number with a pants curve which bounds an embedded once-punctured torus or twice-punctured disk in Σ is even.

One can think of this theorem in the following way. Suppose given a curve $\gamma \in \mathcal{S}$, whose length parameters $q_i(\gamma)$ necessarily satisfy the parity condition (ii), then the $q_i(\gamma)$ uniquely determine $\gamma \cap P_j$ for each pair of pants P_j , $j = 1, \dots, k$, in accordance with the possible arrangements of arcs in a pair of pants; see for example Penner [12]. Now given two pants adjacent along the curve σ_i , we have $q_i(\gamma)$ points of intersection coming from each side and we have only to decide how to match them together to recover γ . The matching takes place in the cyclic cover of an annular neighbourhood of σ_i . The twist parameter $\text{tw}_i(\gamma)$ specifies which of the \mathbb{Z} possible choices is used for the matching.

3.1 The DT-twist

In [14], Dylan Thurston gives a careful definition of the twist $\text{tw}_i(\gamma) = p_i(\gamma)$ of $\gamma \in \mathcal{S}$ which is essentially the “folk” definition and the same as that implied in [3]. He observes that this definition has a nice intrinsic characterisation; see Section 3.1.4 below. Furthermore, it turns out to be the correct definition for our formula in Theorem A.

3.1.1 The marking Given the pants decomposition \mathcal{P} of Σ , we note, following [14], that we can fix a marking on Σ in three equivalent ways. These are

- (a) a *reversing map*: an orientation-reversing map $R: \Sigma \rightarrow \Sigma$ so that for each $i = 1, \dots, \xi$ we have $R(\sigma_i) = \sigma_i$;
- (b) a *hexagonal decomposition*: this can be defined by a curve which meets each pants curve twice, decomposing each pair of pants into two hexagons;
- (c) *dual curves*: for each i , a curve D_i so that $i(D_i, \sigma_j) = 2\delta_{ij}$.

The characterisations (a) and (b) are most easily understood in connection with a particular choice of hyperbolic metric on Σ . Recall that a pair of pants P is the union of two right-angled hexagons glued along its seams. There is an orientation reversing symmetry of P which fixes the seams. The endpoints of exactly two seams meet each component of the boundary ∂P . Now let Σ_0 be a hyperbolic surface formed by gluing pants P_1, \dots, P_k in such a way that the seams are exactly matched on either side of

each common boundary curve σ_i . In this case the existence of the orientation reversing map R as in (a) and the hexagonal decomposition as in (b) are clear and are clearly equivalent.

If the modular surface associated to σ_i is made up of two distinct pants P, P' , then, as explained above, the dual curve D_i to σ_i is obtained by gluing the two scc-arcs in P and in P' which run from σ_i to itself. Each arc meets σ_i orthogonally so that in the metric Σ_0 the two endpoints on each side of σ_i are exactly matched by the gluing. If the modular surface is a single pair of pants P , then the dual curve is obtained by gluing the single dcc-arc in P which runs from σ_i to itself. Once again both ends of this arc meet σ_i orthogonally and in the metric Σ_0 are exactly matched by the gluing. In this case, following the convention explained in Section 2, we take the dual curve D_i to be two parallel copies of the loop just described. Thus in all cases $i(D_i, \sigma_j) = 2\delta_{ij}$ and furthermore the curves D_i are fixed by R .

A general surface Σ can be obtained from Σ_0 by performing a Fenchel–Nielsen twist about each σ_i . Namely, if $A_i = \sigma_i \times [0, 1]$ is an annulus around σ_i and if we parameterise σ_i as $s \mapsto \sigma_i(s) \in \Sigma$ for $s \in [0, 1)$, then the distance t twist, denoted $\text{FN}_t: \Sigma_0 \rightarrow \Sigma$, maps A_i to itself by $(\sigma_i(s), \theta) \mapsto (\sigma_i(s + \theta t), \theta)$ and is the identity elsewhere. Clearly FN_t induces a reversing map, a hexagonal decomposition, and dual curves on the surface $\text{FN}_t(\Sigma)$, showing that each of (a), (b) and (c) equivalently define a marking on an arbitrary surface Σ .

3.1.2 The twist Having defined the marking, we can now define the twist $p_i(\gamma)$ for any $\gamma \in \mathcal{S}$. Arrange, as above, the dual curves D_i to be fixed by R , so that, in particular, if σ_i is the boundary of a single pair of pants P , then the two parallel components of the curve D_i are contained one in each of the two hexagons making up P . For each $i = 1, \dots, \xi$, choose a small annular neighbourhood A_i of σ_i , in such a way that the complement $\Sigma \setminus \bigcup_{i=1}^{\xi} \text{Int}(A_i)$ of the interiors of these annuli in Σ are pants $\hat{P}_1, \dots, \hat{P}_k$. Arrange γ so that its intersection with each \hat{P}_i is fixed by R and so that it is transverse to D_i . Also push any component of γ parallel to any σ_i into A_i .

If $q_i = i(\gamma, \sigma_i) = 0$, define $p_i \geq 0$ to be the number of components of γ parallel to σ_i . Otherwise, $q_i = i(\gamma, \sigma_i) > 0$. In this case, orient both $\gamma \cap A_i$ and $D_i \cap A_i$ to run consistently from one boundary component of A_i to the other. (If $M(\sigma_i)$ is $\Sigma_{0,4}$, then the two arcs of $D_i \cap A_i$ will be oriented in opposite directions relative to the connected curve D_i .) Then define

$$p_i = \hat{i}(\gamma \cap A_i, D_i \cap A_i),$$

where $\hat{i}(\alpha, \beta)$ is the algebraic intersection number between the curves α and β , namely the sum of the indices of the intersection points of α and β , where an intersection

point is of index $+1$ when the orientation of the intersection agrees with the orientation of Σ and -1 otherwise.

Note that this definition is independent of both the choice of the orientations of $\gamma \cap A_i$ and $D_i \cap A_i$, and of the choice of the arrangement of γ in the pants adjacent to σ_i . Also note that, following the convention about dual curves in Section 2.0.1, p_i is always even. Two simple examples are illustrated in Figures 1 and 2.

3.1.3 An alternative definition The twist p_i can also be described in a slightly different way as follows. Lift A_i to its \mathbb{Z} -cover which is an infinite strip H . As shown in Figures 1 and 2, the lifts of $D_i \cap A_i$ are arcs joining the two boundaries $\partial_0 H$ and $\partial_1 H$ of H . They are equally spaced like rungs of a ladder in such a way that there are exactly two lifts in any period of the translation corresponding to σ_i . Any arc of γ enters H on one side and leaves on the other. Fix such a rung D_* say and number the strands of γ meeting $\partial_0 H$ in order as $X_n, n \in \mathbb{Z}$, where X_0 is the first arc to the right of D_* and n increases moving to the right along $\partial_0 H$, relative to the orientation of the incoming strand of γ . Label the endpoints of γ on $\partial_1 H$ by $X'_n, n \in \mathbb{Z}$ correspondingly, as shown in Figure 1. Since γ is simple, if X_0 is matched to X'_r , then X_n is matched to X'_{n+r} for all $n \in \mathbb{Z}$. Then it is not hard to see that $r = p_i/2$.

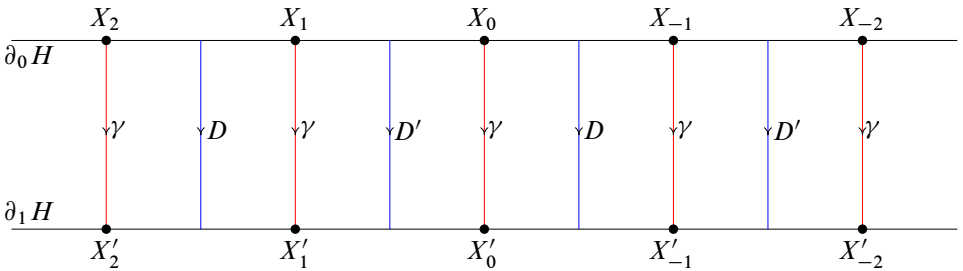


Figure 1: A curve γ with $p_i(\gamma) = 0$. The arcs D, D' together project to the dual curve D_i .

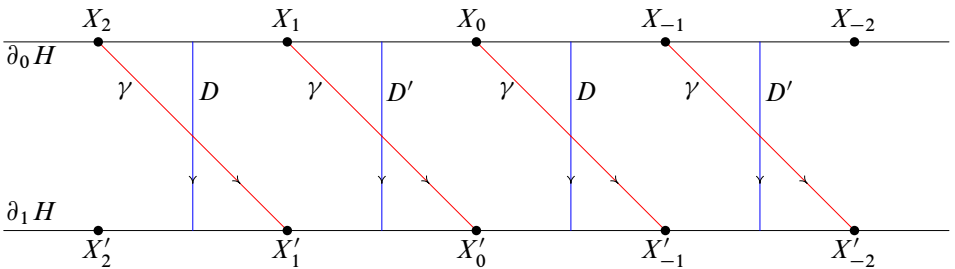


Figure 2: A curve γ with $p_i(\gamma) = -2$

3.1.4 Intrinsic characterisation The intrinsic characterisation of the twist in [14] uses the *Luo product* $\alpha \cdot \beta$ of curves $\alpha, \beta \in \mathcal{S}$ on an oriented surface Σ . This is defined as follows [6; 14]:

- If $a \cap b = \emptyset$, then $\alpha \cdot \beta = \alpha \cup \beta \in \mathcal{S}$.
- Otherwise, arrange α and β in minimal position, that is, such that $i(\alpha \cap \beta) = |\alpha \cap \beta|$. In a neighbourhood of each intersection point $x_j \in \alpha \cap \beta$, replace $\alpha \cup \beta$ by the union of the two arcs which turn left from α to β relative to the orientation of Σ ; see Figure 3. (In [6] this is called the *resolution* of $\alpha \cup \beta$ from α to β at x_j .) Then $\alpha \cdot \beta$ is the curve made up from $\alpha \cup \beta$ away from the points x_j , and the replacement arcs near each x_j .

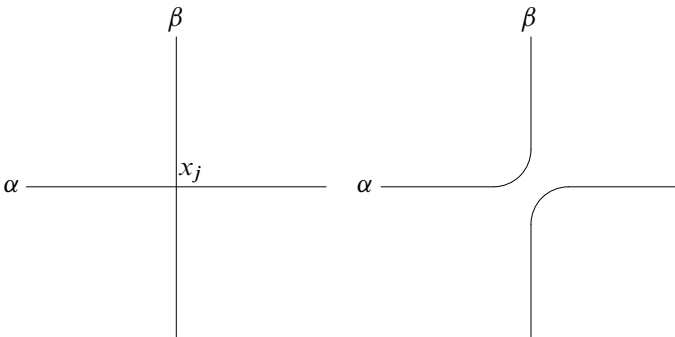


Figure 3: The Luo product: the resolution of $\alpha \cup \beta$ at x_j

Proposition 3.2 [14, Definition 15] *The function $p_i: \mathcal{S}(\Sigma) \rightarrow \mathbb{Z}$ is the unique function such that for all $\gamma \in \mathcal{S}$,*

- (i) $p_i(\sigma_j \cdot \gamma) = p_i(\gamma) + 2\delta_{ij}$;
- (ii) p_i depends only on the restriction of γ to the pants adjacent to σ_i ;
- (iii) $p_i(R(\gamma)) = -p_i(\gamma)$, where R is the orientation reversing involution of Σ defined above.

We call $p_i(\gamma)$ the *DT-twist parameter* of γ about σ_i . Property (i) fixes our convention noted above that the *right twist* is taken positive. Notice that $p_i(D_i) = 0$. We also observe:

Proposition 3.3 *Let $\gamma \in \mathcal{S}$. Then*

$$p_i(Tw_{\sigma_i}(\gamma)) = p_i(\gamma) + 2q_i.$$

3.1.5 Relation to [3] In [3], a curve $\gamma \in \mathcal{S}$ is parameterized by three non-negative integers (m_i, s_i, t_i) . These are defined as the intersection numbers of γ with the three curves K_i, K'_i and K''_i , namely the pants curve σ_i , its dual curve D_i , and $Tw_{\sigma_i}(D_i)$, the right Dehn twist of D_i about σ_i ; see Figure 4 on page 62 in [3]. In particular,

- $m_i(\gamma) = i(\gamma, K_i) = i(\gamma, \sigma_i) = q_i(\gamma)$;
- $s_i(\gamma) = i(\gamma, K'_i) = i(\gamma, D_i) = |p_i(\gamma)|/2$;
- $t_i(\gamma) = i(\gamma, K''_i) = i(\gamma, Tw_{\sigma_i}(D_i)) = |p_i(\gamma)/2 - q_i(\gamma)|$.

As proved in [3], the three numbers m_i, s_i and t_i satisfy one of the three relations $m_i = s_i + t_i$; $s_i = m_i + t_i$; $t_i = m_i + s_i$. As it is easily verified by a case-by-case analysis, we have:

Theorem 3.4 *Each triple (m_i, s_i, t_i) uniquely determines and is determined by the parameters q_i and p_i . In fact, $q_i = m_i$ and $p_i = 2 \text{sign}(p_i)s_i$ where*

$$\text{sign}(p_i) = \begin{cases} +1 & \text{if } m_i = s_i + t_i \text{ or } s_i = m_i + t_i, \\ -1 & \text{if } t_i = m_i + s_i. \end{cases}$$

Proof If $\text{sign}(p_i) = -1$, then $p_i/2 - q_i \leq 0$. So

$$t_i = \left| \frac{p_i}{2} - q_i \right| = -\left(\frac{p_i}{2} - q_i \right) = \frac{|p_i|}{2} + q_i = s_i + m_i.$$

If $\text{sign}(p_i) = +1$, then

$$\begin{aligned} \text{if } \frac{p_i}{2} \leq q_i, \text{ then } t_i &= \left| \frac{p_i}{2} - q_i \right| = q_i - \frac{|p_i|}{2} = m_i - s_i, \\ \text{if } q_i \leq \frac{p_i}{2}, \text{ then } t_i &= \left| \frac{p_i}{2} - q_i \right| = \frac{|p_i|}{2} - q_i = s_i - m_i, \end{aligned}$$

as we wanted to prove. □

3.2 The P-twist

We now summarise Penner’s definition of the twist parameter following [12, Section 1.2]. Instead of arranging the arcs of γ transverse to σ_i symmetrically with respect to the involution R , we now arrange them to cross σ_i through a short closed arc $w_i \subset \sigma_i$. There is some choice to be made in how we do this, which leads to the difference with the definition of the previous section. It is convenient to think of w_i as contained in the two “front” hexagons of the pants P and P' glued along σ_i , which we will also refer to as the “white” hexagons.

Precisely, for each pants curve $\sigma_i \in \mathcal{PC}$, fix a short closed arc $w_i \subset \sigma_i$, which we take to be symmetrically placed in the white hexagon of one of the adjacent pants P , midway between the two seams which meet $\sigma_i \subset \partial P$. For each σ_i , fix an annular neighbourhood A_i and extend w_i into a "rectangle" $R_i \subset A_i$ with one edge on each component of ∂A_i and "parallel" to w_i and two edges arcs from one component of ∂A_i to the other. (See Penner [12] for precise details.)

Now isotope $\gamma \in \mathcal{S}$ into Penner standard position as follows. Any component of γ homotopic to σ_i is isotoped into A_i . Next, arrange γ so that it intersects each σ_i exactly $q_i(\gamma)$ times and moreover so that all points in $\gamma \cap \sigma_i$ are contained in w_i . We further arrange that all the twisting of γ occurs in A_i . Precisely, isotope so that $\gamma \cap \partial A_i \subset \partial R_i$, in other words, so that γ enters A_i across the edges of R_i parallel to w_i . By pushing all the twisting into A_i , we can also arrange that outside A_i , any dcc-arc of $\gamma \cap P$ does not cross any seam of P . The scc-arcs are slightly more complicated. Any such arc has both endpoints on the same boundary component, let us say $\partial_0 P$. Give the white hexagon (the "front" hexagon in Figure 4) the same orientation as the surface Σ . With this orientation, the two other boundary components $\partial_1 P$ and $\partial_\infty P$ are arranged as shown in the figure. We isotope the scc-arc so that outside A_i it loops round the right hand component $\partial_1 P$, cutting the seam which is to the right of the seam contained in $\partial_0 P$ exactly; see Figure 4.

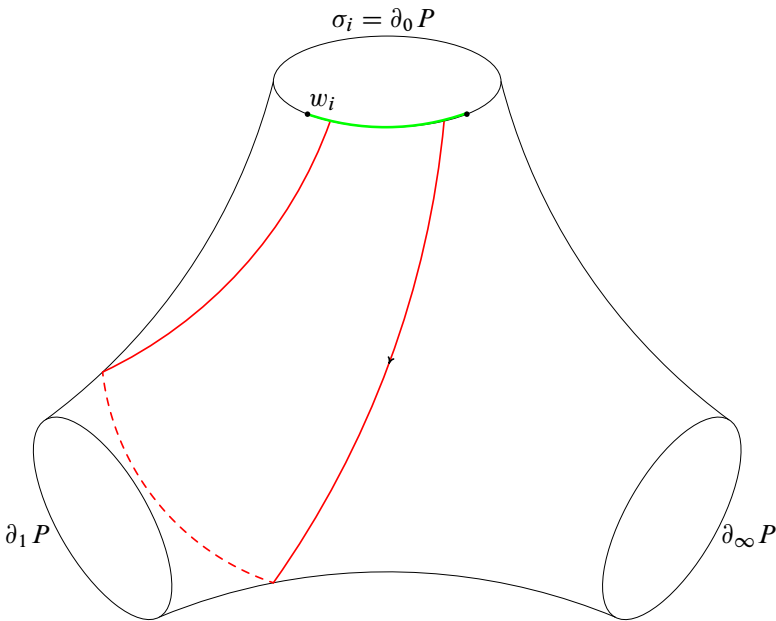


Figure 4: An scc-arc in Penner standard position

Having put γ into Penner standard position, we define the *Penner-twist* or *P-twist* $\hat{p}_i(\gamma)$ as follows. Let d_i be a short arc transverse to w_i with one endpoint on each of the two components of ∂A_i .

- If $q_i(\gamma) = i(\gamma, \sigma_i) = 0$, let $\hat{p}_i(\gamma) \geq 0$ be the number of components of γ which are freely homotopic to σ_i .
- If $q_i(\gamma) \neq 0$, let $|\hat{p}_i(\gamma)|$ be the minimum number of arcs of $\gamma \cap A_i$ which intersect d_i , where the minimum is over all families of arcs properly embedded in A_i , isotopic to $\gamma \cap A_i$ by isotopies fixing ∂A pointwise. Take $\hat{p}_i(\gamma) \geq 0$ if some components of γ twist to the right in A_i and $\hat{p}_i(\gamma) \leq 0$ otherwise. (There cannot be components twisting in both directions since γ is embedded and, if there is no twisting, then $\hat{p}_i(\gamma) = 0$.)

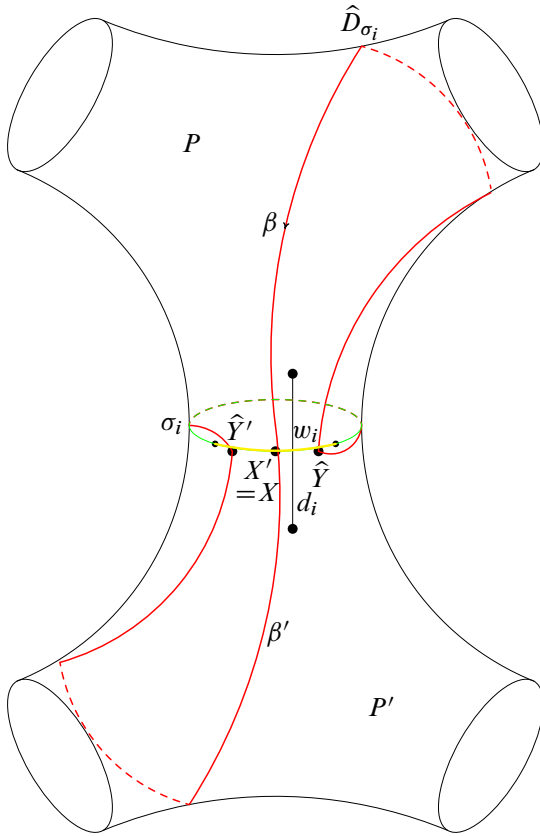


Figure 5: The dual curve D_i in Penner standard position. The endpoints of d_i are on the annulus A_i (not shown) around σ_i .

3.2.1 The dual curves in Penner position As an example, we explain how to put the dual curves D_i into Penner standard position. This requires some care. For clarity, we denote one component of the dual curve D_i by \widehat{D}_i , so that in the case in which $M(\sigma_i)$ is $\Sigma_{1,1}$, we have $2\widehat{D}_i = D_i$, while $\widehat{D}_i = D_i$ otherwise.

If $M(\sigma_i)$ is $\Sigma_{1,1}$, there is only one arc to be glued whose endpoints we can arrange to be in w_i . We simply take two parallel copies of this loop \widehat{D}_i so that $D_i = 2\widehat{D}_i$ and $\widehat{p}_i(D_i) = 0$.

If $M(\sigma_i)$ is $\Sigma_{0,4}$ then $D_i = \widehat{D}_i$. In this case we have to match the endpoints of two scc-arcs $\beta \subset P$ and $\beta' \subset P'$, both of which have endpoints on σ_i . The arc β has one endpoint X in the front white hexagon of P , which we can arrange to be in w_i , and the other Y in the symmetrical position in the black hexagon. Label the endpoints of β' in a similar way. To get $\beta \cup \beta'$ into standard Penner position, we have to move the back endpoints Y and Y' round to the front so that they also lie in w_i . Arrange P and P' as shown in Figure 5 with the white hexagons to the front. In Penner position, β has to loop round the right hand boundary component of P so that Y has to move to a point \widehat{Y} to the right of X along w_i in Figure 5. In P' on the other hand, β' has to loop round the right hand boundary component of P' , so that Y' gets moved to a point \widehat{Y}' to the left of X' on w_i . Since X is identified to X' , to avoid self-intersections, \widehat{Y} has to be joined to \widehat{Y}' by a curve which follows σ_i around the back of $P \cup P'$. By inspection, we see that $\widehat{p}_i(\widehat{D}_i) = -1$.

3.3 Relationship between the different definitions of twist

Our proof of Theorem A in Section 6 uses the explicit relationship between the above two definitions of the twist. The formula in Theorem 3.5 below appears without proof in [14]; for completeness we supply a proof.

Suppose that two pairs of pants meet along $\sigma_i \in \mathcal{PC}$. Label their respective boundary curves (A, B, E) and (C, D, E) in clockwise order, where $E = \sigma_i$; see Figure 6. (Some of these boundary curves may be identified in Σ .)

Theorem 3.5 [14, Appendix B] *As above, let $\gamma \in \mathcal{S}$ and let $q_i = q_i(\gamma)$, $\widehat{p}_i = \widehat{p}_i(\gamma)$ and $p_i = p_i(\gamma)$ respectively denote its length parameter, its P -twist and its DT -twist around σ_i . Then*

$$\widehat{p}_i = \frac{p_i + l(A, E; B) + l(C, E; D) - q_i}{2},$$

where $l(X, Y; Z)$ denotes the number of strands of $\gamma \cap P$ running from the boundary curve X to the boundary curve Y in the pair of pants P having boundary curves (X, Y, Z) .

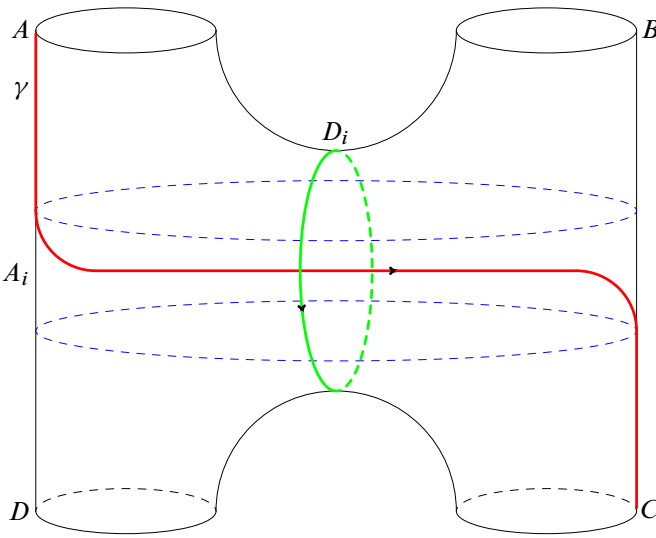


Figure 6: Case $n = 1$ when γ goes from A to C . E is the core curve of the annulus A_i .

Proof Let $\gamma \in \mathcal{S}$. We will use a case-by-case analysis to give a proof by induction on $n = q_i(\gamma)$. We shall assume that the modular surface $M(\sigma_i)$ is $\Sigma_{0,4}$, so that σ_i belongs to the boundary of two distinct pants $P = (A, B, E)$ and $P' = (C, D, E)$, and leave the case in which $M(\sigma_i)$ is $\Sigma_{1,1}$ to the reader. We begin with the cases $n = 1$ and $n = 2$, because $n = 2$ is useful for the inductive step.

When $n = 1$, the strand of γ which intersects σ_i must join one of the boundary components of P different from E , to one of the two boundary components of P' different from E . We have four cases corresponding to γ joining A or B to C or D . Figure 6 shows the case in which γ joins A to C . One checks easily that $l(A, E; B) = 1, l(C, E; D) = 1$ while $\hat{p} = 0, p = -1$ and $q = 1$, verifying the formula in this case. The other cases are similar.

Now consider $n = 2$, so that $\gamma \cap M(\sigma_i)$ may have either one or two connected components. If there are two components, then each one was already analysed in the case $n = 1$, and the result follows by the additivity of the quantities involved.

If $\gamma \cap P$ is connected, we must have (in one of the pants P or P') an scc-arc which has both its endpoints on σ_i . Without loss of generality we may suppose that this arc is in P . Choose an orientation on γ and call its initial and final points X_1 and X_2 respectively. The endpoints of this arc must be joined to the boundary components C or D of P' . Figure 7 illustrates the case in which X_1 is joined to D , while X_2 is

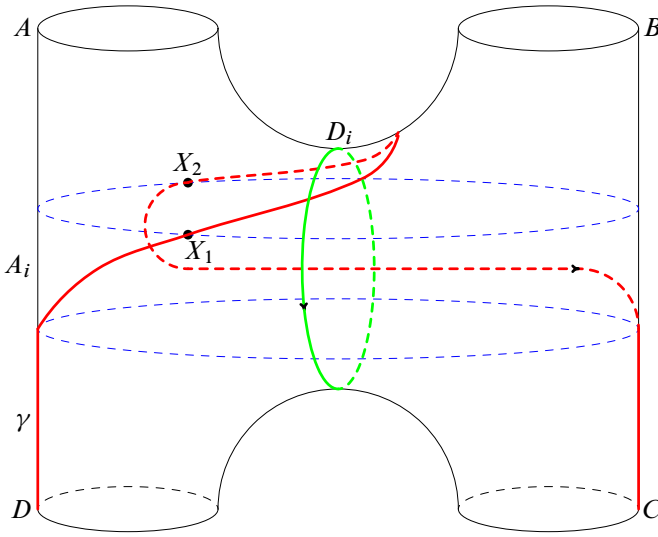


Figure 7: Case $n = 2$ when X_1 is joined to D and X_2 is joined to C

joined to C . Then $l(A, E; B) = 0$, $l(C, E; D) = 1$ while $\hat{p} = 0$, $p = 1$ and $q = 2$, verifying the formula in this case. The other cases are similar.

Suppose now that the statement is true for any $n < q_i$. If $\gamma \cap M(\sigma_i)$ is not connected, then each connected component intersects σ_i less than n times and the result follows from the inductive hypothesis and the additivity of the quantities involved.

If $\hat{\gamma} = \gamma \cap M(\sigma_i)$ is connected, then there will be an arc which has both its endpoints on σ_i . Choose an orientation on γ . Without loss of generality, we can suppose that the first such arc is contained in P . Let X_1 and X_2 be its two ordered endpoints. Then X_2 splits $\hat{\gamma}$ into two oriented curves α and β , where α contains only one arc with both endpoints in σ_i , while β has $n - 1$ arcs of this kind. Now we modify α and β , in such a way that they will become properly embedded arcs in $M(\sigma_i)$, that is, arcs with endpoints on $\partial(M(\sigma_i)) \subset \Sigma$. We do this by adding a segment for each one of α and β from X_2 to one of the boundary components C or D of P' . In order to respect the orientation of α and β we add the segment twice, once with each orientation. This will not change the quantities involved. For example, suppose we add two segments from X_2 to C . This creates two oriented curves α' and β' in $M(\sigma_i)$ such that

$$t_i(\gamma) = t_i(\alpha \cup \beta) = t_i(\alpha' \cup \beta') = t_i(\alpha') + t_i(\beta')$$

and the conclusion now follows from the inductive hypothesis. □

Remark 3.6 There is a nice formula for the number $l(X, Y, Z)$ in the above theorem. Given $a, b \in \mathbb{R}$, let $\max(a, b) = a \vee b$ and $\min(a, b) = a \wedge b$. Suppose that a pair of pants has boundary curves X, Y, Z and that $\gamma \in \mathcal{S}$. Let $x = i(\gamma, X)$ and define y, z similarly. As above let $l(X, Y; Z)$ denote the number of strands of γ running from X to Y . Then (see Thurston [14, page 20])

$$l(X, Y; Z) = 0 \vee \left(\frac{x + y - z}{2} \wedge x \wedge y \right).$$

4 The gluing construction

As explained in the introduction, the representations which we shall consider are holonomy representations of projective structures on Σ , chosen so that the holonomies of all the loops $\sigma_j \in \mathcal{PC}$ determining the pants decomposition \mathcal{P} are parabolic. The interior of the set of free, discrete, and geometrically finite representations of this form is called the *Maskit embedding* of Σ ; see Section 4.5 below.

The construction of the projective structure on Σ is based on Kra's plumbing construction [5]; see Section 4.4. However it will be convenient to describe it in a somewhat different way. The idea is to manufacture Σ by gluing triply punctured spheres across punctures. There is one triply punctured sphere for each pair of pants $P \in \mathcal{P}$, and the gluing across the pants curve σ_j is implemented by a specific projective map depending on a parameter $\tau_j \in \mathbb{C}$. The τ_j will be the parameters of the resulting holonomy representation $\rho: \pi_1(\Sigma) \rightarrow \mathrm{PSL}(2, \mathbb{C})$.

More precisely, we first fix an identification of the interior of each pair of pants P_i to a standard triply punctured sphere \mathbb{P} . We endow \mathbb{P} with the projective structure coming from the unique hyperbolic metric on a triply punctured sphere. The gluing is carried out by deleting open punctured disk neighbourhoods of the two punctures in question and gluing horocyclic annular collars round the resulting two boundary curves; see Figure 8.

4.1 The gluing

To describe the gluing in detail, first recall (see eg Mumford, Series and Wright [11, page 207]) that any triply punctured sphere is isometric to the standard triply punctured sphere $\mathbb{P} = \mathbb{H}/\Gamma$, where

$$\Gamma = \left\langle \begin{pmatrix} 1 & 2 \\ 0 & 1 \end{pmatrix}, \begin{pmatrix} 1 & 0 \\ 2 & 1 \end{pmatrix} \right\rangle.$$

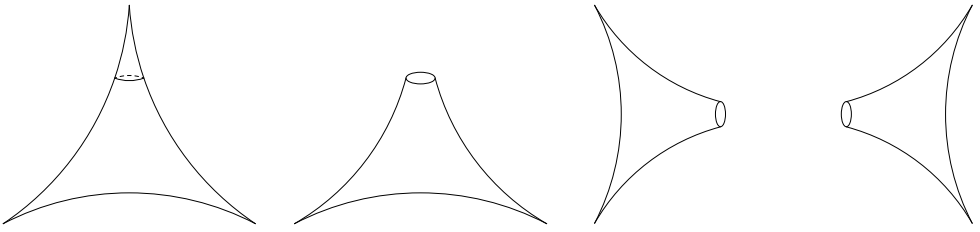


Figure 8: Deleting horocyclic neighbourhoods of the punctures and preparing to glue

Fix a standard fundamental domain for Γ as shown in Figure 9, so that the three punctures of \mathbb{P} are naturally labelled $0, 1, \infty$. Let Δ_0 be the ideal triangle with vertices $\{0, 1, \infty\}$, and Δ_1 be its reflection in the imaginary axis. We sometimes refer to Δ_0 as the white triangle and Δ_1 as the black.

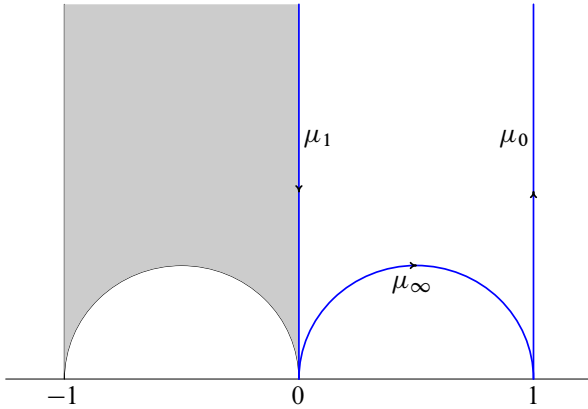


Figure 9: The standard fundamental domain for Γ . The white triangle Δ_0 is unshaded.

With our usual pants decomposition \mathcal{P} , fix homeomorphisms Φ_i from the interior of each pair of pants P_i to \mathbb{P} . This identification induces a labelling of the three boundary components of P_i as $0, 1, \infty$ in some order, fixed from now on. We denote the boundary labelled $\epsilon \in \{0, 1, \infty\}$ by $\partial_\epsilon P_i$. The identification also induces a colouring of the two right angled hexagons whose union is P_i , one being white and one being black. Suppose that the pants $P, P' \in \mathcal{P}$ are adjacent along the pants curve σ meeting along boundaries $\partial_\epsilon P$ and $\partial_{\epsilon'} P'$. (If $P = P'$ then clearly $\epsilon \neq \epsilon'$.) The gluing across σ will be described by a complex parameter τ with $\Im \tau > 0$, called the *plumbing parameter* of the gluing. We first describe the gluing in the case $\epsilon = \epsilon' = \infty$.

Arrange the pants with P on the left as shown in Figure 10. (Note that the illustration in the figure describes the more general case $\epsilon = 1$ and $\epsilon' = 0$.) Take two copies \mathbb{P}, \mathbb{P}'

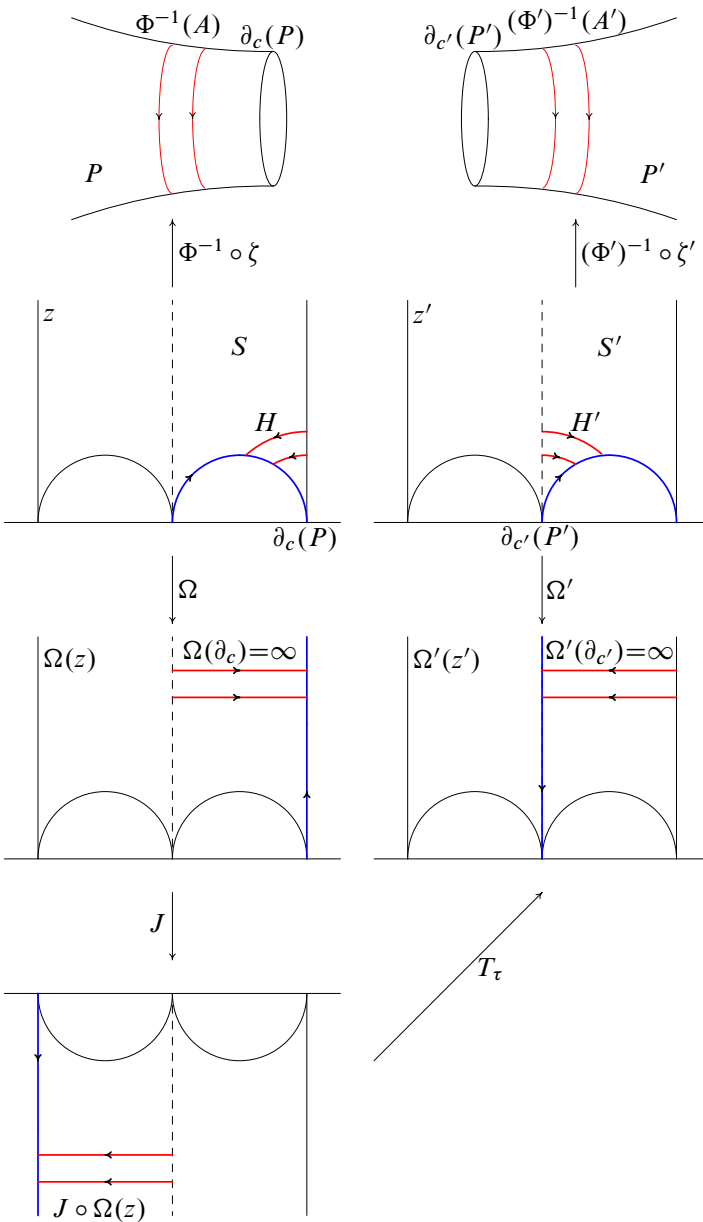


Figure 10: The gluing construction when $\epsilon = 1$ and $\epsilon' = 0$. The top two upwards pointing arrows are the restrictions of $\Phi^{-1} \circ \zeta$ and $(\Phi')^{-1} \circ \zeta'$ to the fundamental region $\Delta_0 \cup \Delta_1$. The strips $H = H_1, H' = H'_0$ project under ζ, ζ' to the annuli $A \subset \mathbb{P}, A' \subset \mathbb{P}'$ whose core curves are h_0, h'_1 ; these are identified with the corresponding annuli and curves on P, P' by Φ^{-1}, Φ'^{-1} . Only the parts of H, H' in Δ_0 are shown.

of \mathbb{P} . Each of these is identified with \mathbb{H}/Γ as described above. We refer to the copy of \mathbb{H} associated to \mathbb{P}' as \mathbb{H}' and denote the natural parameters in \mathbb{H}, \mathbb{H}' by z, z' respectively. Let ζ and ζ' be the projections $\zeta: \mathbb{H} \rightarrow \mathbb{P}$ and $\zeta': \mathbb{H}' \rightarrow \mathbb{P}'$ respectively.

Let $h_\infty = h_\infty(\tau)$ be the loop on \mathbb{P} which lifts to the horocycle $\{z \in \mathbb{H} \mid \Im z = \Im \tau/2\}$ on \mathbb{H} . For $\eta > 0$, $H_\infty = H_\infty(\tau, \eta) = \{z \in \mathbb{H} \mid (\Im \tau - \eta)/2 \leq \Im z \leq (\Im \tau + \eta)/2\} \subset \mathbb{H}$ is a horizontal strip which projects to an annular neighbourhood A of $h_\infty \subset \mathbb{P}$. Let $S \subset \mathbb{P}$ be the surface \mathbb{P} with the projection of the open horocyclic neighbourhood $\Im z > (\Im \tau + \eta)/2$ of ∞ deleted. Define h'_∞, S' and A' in a similar way. We are going to glue S to S' by matching A to A' in such a way that h_∞ is identified to h'_∞ with orientation reversed; see Figure 10. The resulting homotopy class of the loop h_∞ on the glued up surface (the quotient of the disjoint union of the surfaces S_i by the attaching maps across the A_i) will be in the homotopy class of σ . To keep track of the marking on Σ , we will do the gluing on the level of the \mathbb{Z} -covers of S, S' corresponding to h_∞, h'_∞ , that is, we will actually glue the strips H_∞ and H'_∞ .

As shown in Figure 10, the deleted punctured disks are on opposite sides of h_∞ in S and h'_∞ in S' . Thus we first need to reverse the direction in one of the two strips H_∞, H'_∞ . Set

$$(1) \quad J = \begin{pmatrix} -i & 0 \\ 0 & i \end{pmatrix}, \quad T_\tau = \begin{pmatrix} 1 & \tau \\ 0 & 1 \end{pmatrix}.$$

We reverse the direction in H_∞ by applying the map $J(z) = -z$ to \mathbb{H} . We then glue H_∞ to H'_∞ by identifying $z \in H_\infty$ to $z' = T_\tau J(z) \in H'_\infty$. Since both J and T_τ commute with the holonomies $z \mapsto z + 2$ and $z' \mapsto z' + 2$ of the curves h_∞, h'_∞ , this identification descends to a well defined identification of A with A' , in which the “outer” boundary $\zeta(\Im z) = (\Im \tau + \eta)/2$ of A is identified to the “inner” boundary $\zeta'(\Im z') = (\Im \tau - \eta)/2$ of A' . In particular, h_∞ is glued to h'_∞ reversing orientation.

Now we treat the general case in which P and P' meet along punctures with arbitrary labels $\epsilon, \epsilon' \in \{0, 1, \infty\}$. As above, let $\Delta_0 \subset \mathbb{H}$ be the ideal “white” triangle with vertices $0, 1, \infty$. Notice that there is a unique orientation preserving symmetry Ω_α of Δ_0 which sends the vertex $\alpha \in \{0, 1, \infty\}$ to ∞ :

$$(2) \quad \Omega_0 = \begin{pmatrix} 1 & -1 \\ 1 & 0 \end{pmatrix}, \quad \Omega_1 = \begin{pmatrix} 0 & -1 \\ 1 & -1 \end{pmatrix}, \quad \Omega_\infty = \text{Id} = \begin{pmatrix} 1 & 0 \\ 0 & 1 \end{pmatrix}.$$

Let h_ϵ be the loop on \mathbb{P} which lifts to the horocycle $\Omega_\epsilon^{-1}(\{z \in \mathbb{H} \mid \Im z = \Im \tau/2\})$ on \mathbb{H} , so that h_ϵ is a loop round $\partial_\epsilon(P)$. Also let H_ϵ be the region in \mathbb{H} defined by $\Omega_\epsilon^{-1}(\{z \in \mathbb{H} \mid (\Im \tau - \eta)/2 \leq \Im z \leq (\Im \tau + \eta)/2\})$. Define $h'_{\epsilon'},$ and $H'_{\epsilon'}$ in a similar way.

To do the gluing, first move ϵ, ϵ' to ∞ using the maps $\Omega_\epsilon, \Omega_{\epsilon'}$ and then proceed as before. Thus the gluing identifies $z \in H_\epsilon$ to $z' \in H'_{\epsilon'}$ by the formula

$$(3) \quad \Omega_{\epsilon'}(z') = T_\tau \circ J(\Omega_\epsilon(z))$$

(see Figure 10).

Finally, we carry out the above construction for each pants curve $\sigma_i \in \mathcal{PC}$. To do this, we need to ensure that the annuli corresponding to the three different punctures of a given \mathbb{P}_i are disjoint. Note that the condition $\mathfrak{S}\tau_i > 2$, for all $i = 1, \dots, \xi$, ensures that the three curves h_0, h_1 and h_∞ associated to the three punctures of P_i are disjoint in \mathbb{P} . Under this condition, we can clearly choose $\eta > 0$ so that their annular neighbourhoods are disjoint, as required.

In what follows, we shall usually write h, H for h_ϵ, H_ϵ provided the subscript is clear from the context.

Remark 4.1 Note that in the above construction of Σ_τ , we glued a curve exiting from the white triangles $\Delta_0(P)$ to one entering the white triangle $\Delta_0(P')$. Suppose that we wanted instead to glue the two black triangles $\Delta_1(P)$ and $\Delta_1(P')$. This can be achieved by replacing the parameter τ with $\tau - 2$. However, following our recipe, it is not possible to glue a curve exiting a white triangle to a curve entering a black one, because the black triangle is to the right of both the outgoing and incoming lines while the white triangle is to the left.

4.1.1 Independence of the direction of the travel The recipe for gluing two pants apparently depends on the direction of travel across their common boundary. The following lemma shows that, in fact, the gluing in either direction is implemented by the same recipe and uses the same parameter τ .

Lemma 4.2 *Let pants P and P' be glued across a common boundary σ , and suppose the gluing used when travelling from P to P' is implemented by (3) with the parameter τ . Then the gluing when travelling in the opposite direction from P' to P is also implemented by (3) with the same parameter τ .*

Proof Using the maps Ω_ϵ if necessary, we may, without loss of generality, suppose we are gluing the boundary $\partial_\infty P$ to $\partial_\infty P'$. (Note that $\Omega_\infty = \text{Id}$.) By definition, to do this we identify the horocyclic strip $H \subset \mathbb{H}$ to the strip $H' \subset \mathbb{H}'$ using the map $T_\tau \circ J$.

Fix a point $X \in h$. The gluing sends X to $T_\tau J(X) \in h'$. The gluing in the other direction from P' to P reverses orientation of the strips to be glued and is done using a translation $T_{\tau'}$ say. To give the same gluing we must have $T_{\tau'} J T_\tau J(X) = X$. This gives $\tau' - (-X + \tau) = X$ which reduces to $\tau = \tau'$ as claimed. \square

4.2 Marking and Dehn twists

Write $\underline{\tau} = (\tau_1, \dots, \tau_\xi) \in \mathbb{C}^\xi$, and denote by $\Sigma(\underline{\tau})$ the surface obtained by the gluing procedure described above with parameter τ_i along curve σ_i . To complete the description of the projective structure, we have to specify a marking on $\Sigma(\underline{\tau})$. To do this we have to specify a base structure on a fixed surface Σ_0 , together with a homeomorphism $\Phi_{\underline{\tau}}: \Sigma_0 \rightarrow \Sigma(\underline{\tau})$.

We first fix the base structure on Σ_0 , together with a marking given by a family of dual curves D_i to the pants curves σ_i . Let $\mu_\epsilon \subset \mathbb{H}$ be the unique oriented geodesic from $\epsilon + 1$ to $\epsilon + 2$, where ϵ is in the cyclically ordered set $\{0, 1, \infty\}$; see Figure 9. The lines μ_ϵ project to the seams of \mathbb{P} . We call μ_0 (from 1 to ∞) and μ_1 (from ∞ to 0) respectively the *incoming* and the *outgoing* strands (coming into and going out from the puncture) at ∞ , and refer to their images under the maps Ω_ϵ in a similar way. For $\tau \in \mathbb{C}$, let $X_\infty(\tau) = 1 + \Im\tau/2$ be the point at which the incoming line μ_0 meets the horizontal horocycle $\Im z = \Im\tau/2$ in \mathbb{H} , and let $Y_\infty(\tau) = \Im\tau/2$ be the point the outgoing line μ_1 meets the same horocycle. Also define $X_\epsilon(\tau) = \Omega_\epsilon(X_\infty)$ and $Y_\epsilon(\tau) = \Omega_\epsilon(Y_\infty)$. Now pick a pants curve σ and, as usual, let $P, P' \in \mathcal{P}$ be its adjacent pants in Σ , to be glued across boundaries $\partial_\epsilon P$ and $\partial_{\epsilon'} P'$. Let $X_\epsilon(P), X_\epsilon(P')$ be the points corresponding to $X_\epsilon(\tau), X_\epsilon(\tau)$ under the identifications Φ, Φ' of P, P' with \mathbb{P} , and similarly for $Y_\epsilon(P), Y_\epsilon(P')$. The base structure Σ_0 will be one in which the identification (3) matches the point $X_\epsilon(P, \tau)$ on the incoming line across $\partial_\epsilon P$ to the point $Y_{\epsilon'}(P')$ on the outgoing line to $\partial_{\epsilon'} P'$. Referring to the gluing Equation (3), we see that this condition is fulfilled precisely when $\Re\tau = 1$.

We define the structure on Σ_0 by specifying $\Re\tau_i = 1$ for $i = 1, \dots, \xi$. The imaginary part of τ_i is unimportant; for definiteness we can fix $\Im\tau_i = 4$. Now note that the reflection $z \mapsto -\bar{z}$ of \mathbb{H} induces an orientation reversing isometry of \mathbb{P} which fixes its seams; with the gluing matching seams as above this extends, in an obvious way, to an orientation reversing involution of Σ_0 . Following (a) of Section 3.1.1, this specification is equivalent to a specification of a marking on Σ_0 .

Finally, we define a marking on the surface $\Sigma(\underline{\tau})$. After applying a suitable stretching to each pants to adjust the lengths of the boundary curves, we can map $\Sigma_0 \rightarrow \Sigma(\underline{\tau})$ using a map which is the Fenchel–Nielsen twist $\text{FN}_{\Re\tau_i}$ on an annulus around $\sigma_i \in \mathcal{P}\mathcal{C}$, $i = 1, \dots, \xi$ and the identity elsewhere; see Section 3.1.1. This gives a well defined homotopy class of homeomorphisms $\Psi_{\underline{\tau}}: \Sigma_0 \rightarrow \Sigma(\underline{\tau})$.

With this description, it is easy to see that $\Re\tau_i$ corresponds to twisting about σ_i ; in particular, $\tau_i \mapsto \tau_i + 2$ is a full right Dehn twist about σ_i . The imaginary part $\Im\tau_i$ corresponds to vertical translation and has the effect of scaling the lengths of the σ_i .

4.3 Projective structure and holonomy

The above construction gives a way to define the developing map from the universal cover $\tilde{\Sigma}$ of Σ to \mathbb{C} . To do this we have to describe the developing image of any path γ on Σ . The path goes through a sequence of pants $P_{i_1}, P_{i_2}, \dots, P_{i_n}$ such that each adjacent pair $P_{i_j}, P_{i_{j+1}}$ is glued along an annular neighbourhood $A(\sigma_{i_j})$ of the pants curve σ_{i_j} which forms the common boundary of P_{i_j} and $P_{i_{j+1}}$. Since all the maps involved in this gluing are in $\text{PSL}(2, \mathbb{C})$, it is clear that if γ is a closed loop, then the holonomy of γ is in $\text{PSL}(2, \mathbb{C})$. Thus we get a representation $\pi_1(\Sigma) \rightarrow \text{PSL}(2, \mathbb{C})$ which can be checked to be independent of γ up to homotopy in the usual way.

Now we can justify our claim that our construction gives a projective structure on Σ . Recall that a complex projective structure on Σ means an open covering of Σ by simply connected sets U_i , such that $U_i \cap U_j$ is connected and simply connected, together with homeomorphisms $\Phi_i: U_i \rightarrow V_i \subset \hat{\mathbb{C}}$, such that the overlap maps $\Phi_i \circ \Phi_j^{-1}: \Phi_j(U_i \cap U_j) \rightarrow \Phi_i(U_i \cap U_j)$ are in $\text{PSL}(2, \mathbb{C})$.

Given the developing map $\Psi: \tilde{\Sigma} \rightarrow \hat{\mathbb{C}}$ from the universal covering space $\tilde{\Sigma}$ of Σ into the Riemann sphere $\hat{\mathbb{C}}$, we can clearly cover Σ by open sets U_i such that each component W of the lift of U_i to $\tilde{\Sigma}$ is homeomorphic to U_i and such that the restriction $\Psi|_W$ is a homeomorphism to an open set $V \subset \hat{\mathbb{C}}$. For each U_i , pick one such component. Since any two lifts differ by a covering map, and since $U_i \cap U_j \neq \emptyset$ implies there are lifts which intersect, the overlap maps will always be in the covering group which by our construction is contained in $\text{PSL}(2, \mathbb{C})$.

In terms of the projective structure, the holonomy representation $\rho: \pi_1(\Sigma) \rightarrow \text{PSL}(2, \mathbb{C})$ is described as follows. A path γ in Σ passes through an ordered chain of charts U_0, \dots, U_n such that $U_i \cap U_{i+1} \neq \emptyset$ for every $i = 0, \dots, n - 1$. This gives us the overlap maps $R_i = \Phi_i \circ \Phi_{i+1}^{-1}$ for $i = 0, \dots, n - 1$. The sets V_i and $R_i(V_{i+1})$ overlap in $\hat{\mathbb{C}}$ and hence the developing image of $\tilde{\gamma}$ in $\hat{\mathbb{C}}$ passes through in order the sets $V_0, R_0(V_1), R_0 R_1(V_2), \dots, R_0 \cdots R_{n-1}(V_n)$. If γ is closed, we have $U_n = U_0$ so that $V_0 = V_n$. Then, by definition, the holonomy of the homotopy class $[\gamma]$ is $\rho([\gamma]) = R_0 \cdots R_{n-1} \in \text{PSL}(2, \mathbb{C})$.

Notice that our construction effectively takes the charts to be the maps $P_i \rightarrow \mathbb{H}$ which identify P_i with the standard fundamental domain $\Delta \subset \mathbb{H}$ via the map $\Phi_i: P_i \rightarrow \mathbb{P}$. Strictly speaking, we should divide each P_i into two simply connected sets by cutting along its seams, so that each chart maps to one or other of the standard ideal triangles Δ_0 or Δ_1 . The details of how this works will be discussed in [Section 5](#).

As a consequence of the construction we note the following fact which underlies the connection with the Maskit embedding ([Section 4.5](#)), and which (together with the definition of the twist in the case $q_i = 0$) proves the final statement of [Theorem A](#).

Lemma 4.3 *Suppose that $\gamma \in \pi_1(\Sigma)$ is a loop homotopic to a pants curve σ_j . Then $\rho(\gamma)$ is parabolic and $\text{Tr } \rho(\gamma) = \pm 2$.*

4.4 Relation to Kra’s plumbing construction

Kra in [5] uses essentially the above construction to manufacture surfaces by gluing triply punctured spheres across punctures, a procedure which he calls *plumbing*. Plumbing is based on so called “horocyclic coordinates” in punctured disk neighbourhoods of the punctures which have to be glued.

Given a puncture ϵ on a triply punctured sphere \mathbb{P} , let $\zeta: \mathbb{H} \rightarrow \mathbb{P}$ be the natural projection, normalised so that ϵ lifts to $\infty \in \mathbb{H}$, and so that the holonomy of the loop round ϵ is, as above, $\eta \mapsto \eta + 2$. Let \mathbb{D}_* denote the punctured unit disc $\{z \in \mathbb{C} : 0 < z < 1\}$. The function $f: \mathbb{H} \rightarrow \mathbb{D}_*$ given by $f(\eta) = e^{i\pi\eta}$ is well defined in a neighbourhood N of ∞ and is a homeomorphism from an open neighbourhood of ϵ in \mathbb{P} to an open neighbourhood of the puncture in \mathbb{D}_* . Choosing another puncture ϵ' of \mathbb{P} , we can further normalise so that ϵ' lifts to 0. Hence f maps the part of the geodesic from ϵ' to ϵ contained in N , to the interval $(0, r)$ for suitable $r > 0$. These normalisations (which depend only on the choices of ϵ and ϵ'), uniquely determine f . Kra calls the natural parameter $z = f(\eta)$ in \mathbb{D}_* , the *horocyclic coordinate* of the puncture ϵ relative to ϵ' .

Now suppose that \hat{z} and \hat{z}' are horocyclic coordinates for distinct punctures in distinct copies $\mathbb{P}_{\hat{z}}$ and $\mathbb{P}_{\hat{z}'}$ of \mathbb{P} . Denote the associated punctured discs by $\mathbb{D}_*(\hat{z})$ and $\mathbb{D}_*(\hat{z}')$. To plumb across the two punctures, first delete punctured disks $\{0 < \hat{z} < r\}$ and $\{0 < \hat{z}' < r'\}$ from $\mathbb{D}_*(\hat{z})$ and $\mathbb{D}_*(\hat{z}')$ respectively. Then glue the remaining surfaces along the annuli

$$A(\hat{z}) = \{\hat{z} \in \mathbb{D}_* : r < \hat{z} < s\} \quad \text{and} \quad A(\hat{z}') = \{\hat{z}' \in \mathbb{D}_* : r' < \hat{z}' < s'\}$$

by the formula $\hat{z}\hat{z}' = t_K$. (To avoid confusion we have written t_K for Kra’s parameter $t \in \mathbb{C}$.) It is easy to see that this is essentially identical to our construction; the difference is simply that we implement the gluing in \mathbb{H} and \mathbb{H}' without first mapping to $\mathbb{D}_*(\hat{z})$ and $\mathbb{D}_*(\hat{z}')$. Our method has the advantage of having a slightly simpler formula and also of respecting the twisting around the puncture, which is lost under the map f .

The precise relation between our coordinates $z, z' \in \mathbb{H}$ in Section 4.1 and the horocyclic coordinates \hat{z}, \hat{z}' is

$$z = f^{-1}(\hat{z}) = -\frac{i}{\pi} \log \hat{z}, \quad z' = f^{-1}(\hat{z}') = -\frac{i}{\pi} \log \hat{z}'.$$

The relation

$$\widehat{z}z' = t_K$$

translates to

$$\log t_K = \log \widehat{z}' + \log \widehat{z}$$

which, modulo $2\pi i\mathbb{Z}$, is exactly our relation

$$-z + \tau = z'.$$

Hence we deduce that

$$\tau = -\frac{i}{\pi} \log t_K.$$

4.5 Relation to the Maskit embedding of Σ

As usual let $\mathcal{PC} = \{\sigma_1, \dots, \sigma_\xi\}$ be a pants decomposition of Σ . We have constructed a family of projective structures on Σ , to each of which is associated a natural holonomy representation $\rho_{\mathcal{T}}: \pi_1(\Sigma) \rightarrow \text{PSL}(2, \mathbb{C})$. We want to prove that our construction, for suitable values of the parameters, gives exactly the *Maskit embedding* of Σ . For the definition of this embedding we follow the second author [13]; see also Maskit [9]. Let $\mathcal{R}(\Sigma)$ be the representation variety of $\pi_1(\Sigma)$, that is, the set of representations $\rho: \pi_1(\Sigma) \rightarrow \text{PSL}(2, \mathbb{C})$ modulo conjugation in $\text{PSL}(2, \mathbb{C})$. Let $\mathcal{M} \subset \mathcal{R}$ be the subset of representations for which

- (i) the group $G = \rho(\pi_1(\Sigma))$ is discrete (Kleinian) and ρ is an isomorphism;
- (ii) the images of σ_i , $i = 1, \dots, \xi$, are parabolic;
- (iii) all components of the regular set $\Omega(G)$ are simply connected and there is exactly one invariant component $\Omega^+(G)$;
- (iv) the quotient $\Omega(G)/G$ has $k + 1$ components (where $k = 2g - 2 + n$ if $\Sigma = \Sigma_{(g,n)}$), $\Omega^+(G)/G$ is homeomorphic to Σ and the other components are triply punctured spheres.

In this situation, see for example Marden [8, Section 3.8], the corresponding 3-manifold $M_\rho = \mathbb{H}^3/G$ is topologically $\Sigma \times (0, 1)$. Moreover G is a geometrically finite cusp group on the boundary (in the algebraic topology) of the set of quasifuchsian representations of $\pi_1(\Sigma)$. The “top” component Ω^+/G of the conformal boundary may be identified to $\Sigma \times \{1\}$ and is homeomorphic to Σ . On the “bottom” component Ω^-/G , identified to $\Sigma \times \{0\}$, the pants curves $\sigma_1, \dots, \sigma_\xi$ have been pinched, making Ω^-/G a union of k triply punctured spheres glued across punctures corresponding to the curves σ_i . The conformal structure on Ω^+/G , together with the pinched curves $\sigma_1, \dots, \sigma_\xi$, are the *end invariants* of M_ρ in the sense of Minsky’s ending

lamination theorem. Since a triply punctured sphere is rigid, the conformal structure on Ω^-/G is fixed and independent of ρ , while the structure on Ω^+/G varies. It follows from standard Ahlfors–Bers theory, using the measurable Riemann mapping theorem (see again Marden [8, Section 3.8]), that there is a unique group corresponding to each possible conformal structure on Ω^+/G . Formally, the Maskit embedding of the Teichmüller space of Σ is the map $\mathcal{T}(\Sigma) \rightarrow \mathcal{R}$ which sends a point $X \in \mathcal{T}(\Sigma)$ to the unique group $G \in \mathcal{M}$ for which Ω^+/G has the marked conformal structure X .

Proposition 4.4 *Suppose that $\underline{\tau} \in \mathbb{C}^\xi$ is such that the associated developing map $\text{Dev}_{\underline{\tau}}: \tilde{\Sigma} \rightarrow \hat{\mathbb{C}}$ is an embedding. Then the holonomy representation $\rho_{\underline{\tau}}$ is a group isomorphism and $G = \rho_{\underline{\tau}}(\pi_1(\Sigma)) \in \mathcal{M}$.*

Proof Since the developing map $\text{Dev}: \tilde{\Sigma} \rightarrow \hat{\mathbb{C}}$ is an embedding, $G = \rho_{\underline{\tau}}(\pi_1(\Sigma))$ is Kleinian. By construction (see Lemma 4.3), the holonomy of each of the curves $\sigma_1, \dots, \sigma_\xi$ is parabolic. This proves (i) and (ii).

The image of Dev is a simply connected G -invariant component $\Omega^+ = \text{Dev}(\tilde{\Sigma})$ of the regular set $\Omega(G)$ of G . Since Ω^+ is G -invariant, its boundary $\partial\Omega^+$ is the limit set $\Lambda(G)$.

Let $P \in \mathcal{P}$, and let \tilde{P} be a lift of P to the universal cover $\tilde{\Sigma}$. The boundary curves $\sigma_{i_1}, \sigma_{i_2}, \sigma_{i_3}$ of P lift, in particular, to three curves in $\partial\tilde{P}$ corresponding to elements $\gamma_{i_1}, \gamma_{i_2}, \gamma_{i_3} \in \pi_1(\Sigma)$ such that $\gamma_{i_1}\gamma_{i_2}\gamma_{i_3} = \text{id}$ and such that $\rho(\gamma_{i_j})$ is parabolic for $j = 1, 2, 3$. These generate a subgroup $\Gamma(\tilde{P})$ of $SL(2, \mathbb{R})$ conjugate to Γ ; see Section 4.1. Thus the limit set $\Lambda(\tilde{P})$ of $\Gamma(\tilde{P})$ is a round circle $C(\tilde{P})$.

Without loss of generality, fix the normalisation of G such that $\infty \in \Omega^+(G)$. Since $\Omega^+(G)$ is connected, it must be contained in the component of $\hat{\mathbb{C}} \setminus \Lambda(\tilde{P})$ which contains ∞ . Since $\Lambda(G) = \partial\Omega^+(G)$, we deduce that $\Lambda(G)$ is also contained in the closure of the same component, and hence that the open disk $D(\tilde{P})$ bounded by $C(\tilde{P})$ and not containing ∞ , contains no limit points. (In the terminology of [4], $\Gamma(\tilde{P})$ is peripheral with peripheral disk $D(\tilde{P})$.) It follows that $D(\tilde{P})$ is precisely invariant under $\Gamma(\tilde{P})$ and hence that $D(\tilde{P})/G = D(\tilde{P})/\Gamma(\tilde{P})$ is a triply punctured sphere.

Thus $\Omega(G)/G$ contains the surface $\Sigma(G) = \Omega^+(G)/G$ and the union of k triply punctured spheres $D(\tilde{P})/\Gamma(\tilde{P})$, one for each pair of pants in \mathcal{P} . Thus the total hyperbolic area of $\Omega(G)/G$ is at least $4\pi k$. Now Bers’ area inequality [1] (see also eg Matsuzaki and Taniguchi [10, Theorem 4.6]) states that

$$\text{Area}(\Omega(G)/G) \leq 4\pi(T - 1)$$

where T is the minimal number of generators of G , in our case $2g + b - 1$. Since $k = 2g + b - 2$ we have

$$4\pi(2g + b - 2) \leq \text{Area}(\Omega(G)/G) \leq 4\pi(T - 1) = 4\pi(2g + b - 2).$$

We deduce that $\Omega(G)$ is the disjoint union of $\Omega^+(G)$ and the disks $D(\tilde{P})$, $P \in \mathcal{P}$. This completes the proof of (iii) and (iv). □

This gives an alternative viewpoint on our main result: we are finding a formula for the leading terms in τ_i of the trace polynomials of simple curves on Σ under the Maskit embedding of $\mathcal{T}(\Sigma)$. This was the context in which the result was presented in [4; 13]; see also Section 5.3.1.

5 Calculation of paths

In this section we discuss how to compute the holonomy of some simple paths. We first specify a particular path joining one hexagon to the next, then we study paths contained in one pair of pants, and finally we compute the holonomy representations of some paths in the one holed torus and in the four times punctured sphere.

The gluing construction in Section 4 effectively takes the charts to be the maps which identify P_i with the standard fundamental domain $\Delta \subset \mathbb{H}$. Precisely, as explained above, for each $P = P_i \in \mathcal{P}$, we have a fixed homeomorphism $\Phi_i: P \rightarrow \mathbb{P}$ and hence a map $\zeta^{-1} \circ \Phi_i: P \rightarrow \mathbb{H}$, where ζ is the projection of \mathbb{H} to \mathbb{P} . Let $\Delta_0(P) = \Phi_i^{-1} \circ \zeta(\Delta_0)$ be the white hexagon in P . Also let $b(P) = \Phi_i^{-1} \circ \zeta(b_0)$ where $b_0 = (1 + i\sqrt{3})/2 \in \Delta_0$ is the barycentre of the white triangle. This will serve as a base point in $\Delta_0(P)$.

Suppose that $\gamma \in \mathcal{S}$. Although not logically necessary, we can greatly simplify our description by arranging γ in standard Penner position, so that it always passes from one pants to the next through the white hexagons $\Delta_0(P_i)$. Suppose, as in Section 4.3, that γ passes through a sequence of pants P_{i_1}, \dots, P_{i_n} . We may as well assume that γ starts at the base point $b(P_{i_1})$ of P_{i_1} . Given our identification Φ_{i_1} of P_{i_1} with \mathbb{P} , there is a unique lift $\tilde{b}(P_{i_1}) \in \Delta_0$ and hence there is a unique lift $\tilde{\gamma}$ of $\gamma \cap P_{i_1}$ to \mathbb{H} starting at $\tilde{b}(P_{i_1})$. This path exits Δ_0 either across one of its three sides, or across that part of a horocycle which surrounds one of the three cusps $0, 1, \infty$ contained in Δ_0 . In the first case, the holonomy is given by the usual action of the group Γ on \mathbb{H} , where Γ is the triply punctured sphere group as in Section 4.1. (This will be explained in detail in Section 5.2.) In the second case, we have a precise description of the gluing across the boundary annuli, giving a unique way to continue $\tilde{\gamma}$ into a lift of P_{i_2} . In this case we continue in a new chart in which the lift of P_{i_2} is identified with $\Delta \subset \mathbb{H}$, as before.

The following result applies to an arbitrary connected loop on Σ .

Proposition 5.1 *Let $\gamma \in \pi_1(\Sigma)$ and suppose that $\sum_i i(\gamma, \sigma_i) = q$. Then the trace $\text{Tr } \rho([\gamma])$ is a polynomial in τ_1, \dots, τ_ξ of maximal total degree q and of maximal degree $q_k(\gamma) = i(\gamma, \sigma_k)$ in the parameter τ_k .*

Proof Suppose the boundary $\partial_\epsilon P$ of one pair of pants P is glued to the boundary $\partial_{\epsilon'} P'$ of another pair P' along a pants curve σ . The map $\Phi_{P'} \Phi_P^{-1}: \mathbb{H}_P \rightarrow \mathbb{H}_{P'}$ which glues the horocycle labelled ϵ in $\Delta_0(P)$ to the horocycle labelled ϵ' in $\Delta_0(P')$ is $\Omega_{\epsilon'}^{-1} T_\tau J \Omega_\epsilon$, where as usual the maps Ω_ϵ and $\Omega_{\epsilon'}$ are the standard maps taking ϵ, ϵ' to ∞ . Thus with the notation of Section 4.3, the overlap map $R = \Phi_P \Phi_{P'}^{-1}$ is

$$(4) \quad \Omega_\epsilon^{-1} J^{-1} T_\tau^{-1} \Omega_{\epsilon'}.$$

Any curve $\gamma \in \pi_1(\Sigma)$ which intersects the pants curves σ_i in total q times passes through a sequence of pants $P_{i_1}, \dots, P_{i_q} = P_{i_1}$ and can therefore be written as a product $\prod_{j=1}^q \kappa_j \lambda_j$ where $\kappa_j \in \pi_1(P_{i_j}; b_{i_j})$ is a path in P_{i_j} with both its endpoints in the base point $b_{i_j} = b(P_{i_j})$ and $\lambda_j = \lambda(P_{i_j}, P_{i_{j+1}})$ is a path from b_{i_j} to $b_{i_{j+1}}$ across the boundary σ_{i_j} between P_{i_j} and $P_{i_{j+1}}$.

Let $\rho: \pi_1(P_{i_j}; b_{i_j}) \rightarrow \Gamma$ be the map induced by the identification of P_{i_j} with $\Delta \subset \mathbb{H}$, where Γ is the triply punctured sphere group as in Section 4.1. It follows that the holonomy of γ is a product

$$(5) \quad \rho([\gamma]) = \prod_{j=1}^q \rho(\kappa_j) \Omega_{\epsilon_j}^{-1} J^{-1} T_{\tau_{i_j}}^{-1} \Omega'_{\epsilon_{j+1}}$$

from which the result follows. □

It is clear from this formula that $\text{Tr } \rho([\gamma])$ is an invariant of the free homotopy class of γ , because changing the base point of the path γ changes the above product by conjugation.

We can also define the holonomy of paths with distinct endpoints in one pair of pants P ; see Section 5.2.

5.1 Paths between adjacent pants

Suppose that pants P and P' are glued along $\sigma \in \mathcal{PC}$. If $\partial_\infty P$ is glued to $\partial_\infty P'$, then there is an obvious path $\lambda(P, P'; \infty, \infty; 0)$ on Σ_0 from $b(P)$ to $b(P')$, namely the projection to Σ_0 of the union of the path $z = b(P) + it, t \in [0, \Im\tau/2 + \epsilon]$ in $\Delta_0(P)$ with the path $z' = b(P') + it, t \in [\Im\tau/2 + \epsilon, 0]$ in $\Delta_0(P')$. More generally, if $\partial_\epsilon P$ is

glued to $\partial_{\epsilon'} P'$, we define $\lambda(P, P'; \epsilon, \epsilon'; 0)$ to be the path obtained by first applying the maps $\Omega_{\epsilon}, \Omega_{\epsilon'}$ to the segments of $\lambda(P, P'; \infty, \infty; 0)$ in P, P' respectively. For a general surface $\Sigma(\underline{\tau})$ we define $\lambda(P, P'; \epsilon, \epsilon'; \underline{\tau}) = \Phi_{\underline{\tau}}(\lambda(P, P'; \epsilon, \epsilon'; 0))$. Note that $\lambda(P, P', \sigma; \underline{\tau})$ is entirely contained in the white triangles in P and P' . Unless needed for clarity, we refer to all these paths as $\lambda(P, P')$.

Referring to the gluing Equation (3) we see that the holonomy of $\lambda(P, P')$ is given by

$$(6) \quad \rho(\lambda(P, P'; \epsilon, \epsilon'; \underline{\tau})) = \Omega_{\epsilon}^{-1} J^{-1} T_{\tau}^{-1} \Omega_{\epsilon'}.$$

As already noted in Lemma 4.2, the gluing parameters $\underline{\tau}$ are independent of the direction of travel (from P to P' or vice versa). From (6) we have

$$\rho(\lambda(P', P; \epsilon', \epsilon; \underline{\tau})) = \Omega_{\epsilon'}^{-1} J^{-1} T_{\tau}^{-1} \Omega_{\epsilon}$$

so that

$$\rho(\lambda(P', P; \epsilon', \epsilon; \underline{\tau})^{-1}) = \Omega_{\epsilon}^{-1} T_{\tau} J \Omega_{\epsilon'}.$$

Using the identities $J^{-1} = -J, T_{\tau}^{-1} = T_{-\tau}$ and $T_{\tau} J = J T_{-\tau}$ this gives

$$(7) \quad \rho(\lambda(P', P; \epsilon', \epsilon; \underline{\tau})^{-1}) = -\rho(\lambda(P', P; \epsilon', \epsilon; \underline{\tau}))^{-1},$$

as one would expect. That fact will be particularly important for our proof in Section 6.

5.2 Paths in a pair of pants

We now calculate the holonomy of the three boundary loops in one pair of pants P . As usual, we identify P with \mathbb{P} so that the components of its boundary are labelled $0, 1, \infty$ in some order, and the base point is the barycentre $b_0 = (1 + \sqrt{3}i)/2$ of Δ_0 . Orient each of the three boundary curves $\partial_{\epsilon}(\mathbb{P})$, where $\epsilon \in \{0, 1, \infty\}$, consistently with the three lines μ_{ϵ} where, as above, $\mu_{\epsilon} \subset \mathbb{H}$ is the unique oriented geodesic from $\epsilon + 1$ to $\epsilon + 2$, where ϵ is in the cyclically ordered set $\{0, 1, \infty\}$; see Figure 9. We denote by $\eta_{\epsilon} \in \pi_1(P; b_0)$ the loop based at b_0 and freely homotopic to the oriented loop $\partial_{\epsilon}(\mathbb{P})$. To calculate the holonomy of η_{ϵ} , we begin by noting the holonomies of the three homotopically distinct paths γ_{ϵ} , with $\epsilon \in \{0, 1, \infty\}$, joining b_0 to $b_0^* = (-1 + \sqrt{3}i)/2$, the barycentre of Δ_1 ; see Figure 11.

Each path γ_{ϵ} is determined by the geodesic μ_{ϵ} which it crosses. Thus γ_0 connects b_0 and b_0^* crossing μ_0 , and so on. The holonomies of these three paths are

$$(8) \quad \rho(\gamma_0) = \begin{pmatrix} 1 & 2 \\ 0 & 1 \end{pmatrix}, \quad \rho(\gamma_1) = \text{Id} = \begin{pmatrix} 1 & 0 \\ 0 & 1 \end{pmatrix}, \quad \rho(\gamma_{\infty}) = \begin{pmatrix} 1 & 0 \\ 2 & 1 \end{pmatrix},$$

as is clear from Figure 11.

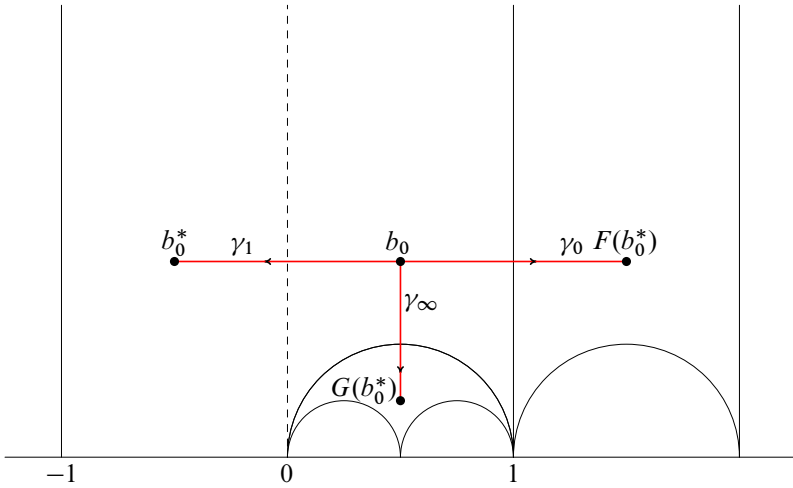


Figure 11: Paths between b_0 and b_0^* where $F = \rho(\gamma_0)$ and $G = \rho(\gamma_\infty)$

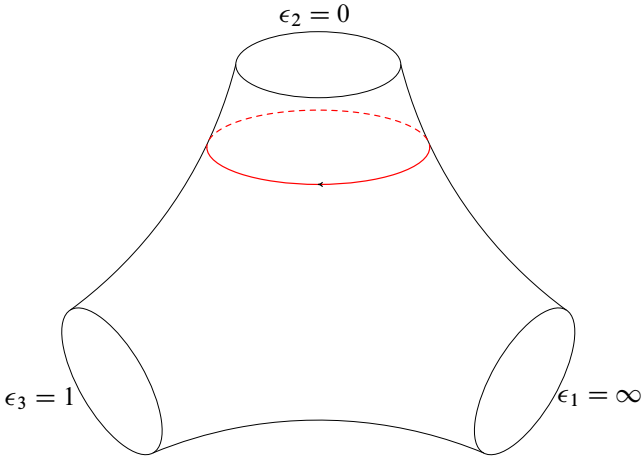


Figure 12: The loop η_0 homotopic to $\partial_0 P$

To calculate the holonomy of the loop η_0 around the boundary $\partial_0 P$, we have to go from b_0 to b_0^* crossing μ_∞ and then go from b_0^* to b_0 crossing μ_1 . Hence, as illustrated in Figures 11 and 12, we have to go along the path γ_∞ and then along the path γ_1^{-1} . Thus we find

$$\rho(\eta_0) = \rho(\gamma_\infty \gamma_1^{-1}) = \begin{pmatrix} 1 & 0 \\ 2 & 1 \end{pmatrix}.$$

Similarly to calculate the holonomy of η_1 , we have to go from b_0 and b_0^* crossing μ_0 and then return from b_0^* to b_0 crossing μ_∞ . This means going along γ_0 and then γ_∞^{-1} .

Thus the holonomy is

$$\rho(\eta_1) = \rho(\gamma_0\gamma_\infty^{-1}) = \begin{pmatrix} 1 & 2 \\ 0 & 1 \end{pmatrix} \begin{pmatrix} 1 & 0 \\ -2 & 1 \end{pmatrix} = \begin{pmatrix} -3 & 2 \\ -2 & 1 \end{pmatrix}.$$

Finally, to calculate the holonomy of η_∞ , we have to go from b_0 to b_0^* crossing μ_1 and return from b_0^* to b_0 crossing μ_0 . Hence we have to go along the path γ_1 and then along the path γ_0^{-1} , so the holonomy is

$$\rho(\eta_\infty) = \rho(\gamma_1\gamma_0^{-1}) = \begin{pmatrix} 1 & -2 \\ 0 & 1 \end{pmatrix}.$$

As a check, we verify that

$$\rho(\eta_0)\rho(\eta_\infty)\rho(\eta_1) = \begin{pmatrix} 1 & 0 \\ 2 & 1 \end{pmatrix} \begin{pmatrix} 1 & -2 \\ 0 & 1 \end{pmatrix} \begin{pmatrix} -3 & 2 \\ -2 & 1 \end{pmatrix} = \text{Id}$$

in accordance with the relation $\eta_0\eta_\infty\eta_1 = \text{id}$ in $\pi_1(\mathbb{P}; b_0)$.

5.3 Examples

To conclude this section, we look at the special cases of the once punctured torus and the four times punctured sphere.

5.3.1 The once punctured torus The once punctured torus $\Sigma_{1,1}$ is decomposed into one pair of pants by cutting along a single pants curve σ . To determine the projective structure on $\Sigma_{1,1}$ following our construction, we take a pair of pants P and glue the boundaries $\partial_\infty P$ and $\partial_0 P$, so that the remaining boundary $\partial_1 P$ becomes the puncture on $\Sigma_{1,1}$; see [Figure 13](#). To find $\rho: \pi_1(\Sigma_{1,1}) \rightarrow \text{PSL}(2, \mathbb{C})$, it is sufficient to compute the holonomy of σ and of its dual curve D_σ .

To do the gluing, take two copies of P and, following the notation in [Section 4](#), label the copy on the left in the figure P , and that on the right, P' . We identify P with the standard triply punctured sphere \mathbb{P} by the homeomorphism $\Phi: P \rightarrow \mathbb{P}$ so that the universal covers \tilde{P}, \tilde{P}' are identified with copies \mathbb{H}, \mathbb{H}' of the upper half plane \mathbb{H} with coordinates z, z' respectively. The cusps to be glued are labelled $\epsilon = \infty$ and $\epsilon' = 0$. We first apply the standard symmetries $\Omega_\epsilon, \Omega_{\epsilon'}$ which carry $\epsilon = \infty$ and $\epsilon' = 0$ to ∞ . Referring to [\(2\)](#), we see that $\Omega_\infty(z) = z$ and $\Omega_0(z') = 1 - 1/z'$.

According to the choices made in [Section 3.1.1](#), the dual curve D_σ to σ is the curve $\lambda(P, P', \sigma; \tau)$ joining $b(P) \in P$ to $b(P') \in P'$. By [\(5\)](#) in [Section 5](#) and by the

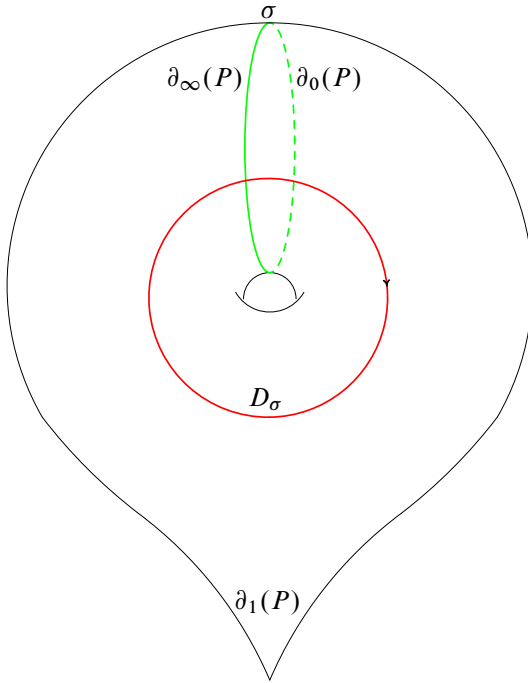


Figure 13: Plumbing for the once punctured torus

formulae (2) for the standard symmetries, we have

$$\begin{aligned} \rho(D_\sigma) &= \Omega_\infty^{-1} J^{-1} T_\tau^{-1} \Omega_0 \\ &= \begin{pmatrix} i & 0 \\ 0 & -i \end{pmatrix} \begin{pmatrix} 1 & -\tau \\ 0 & 1 \end{pmatrix} \begin{pmatrix} 1 & -1 \\ 1 & 0 \end{pmatrix} = -i \begin{pmatrix} \tau - 1 & 1 \\ 1 & 0 \end{pmatrix}. \end{aligned}$$

Since clearly

$$\rho(\sigma) = \begin{pmatrix} 1 & 2 \\ 0 & 1 \end{pmatrix},$$

this is enough to specify the representation $\rho: \pi_1(\Sigma) \rightarrow \text{PSL}(2, \mathbb{C})$.

The original motivation for studying the representations in this paper came from studying the Maskit embedding of the once punctured torus; see Keen and Series [4] and Section 4.5. The Maskit embedding for $\Sigma_{1,1}$ is described in [4] as the representation $\rho': \pi_1(\Sigma_{1,1}) \rightarrow \text{PSL}(2, \mathbb{C})$ given by

$$\rho'(\sigma) = \begin{pmatrix} 1 & 2 \\ 0 & 1 \end{pmatrix} \quad \text{and} \quad \rho'(D_\sigma) = -i \begin{pmatrix} \mu & 1 \\ 1 & 0 \end{pmatrix}.$$

This agrees with the above formula setting $\mu = \tau - 1$.

5.3.2 The four holed sphere $\Sigma_{0,4}$ We decompose $\Sigma_{0,4}$ into two pairs of pants P and P' by cutting along the curve σ , and label the boundary components as shown in Figure 14, so that the boundaries to be glued are both labelled ∞ . In the figure, P is the upper of the two pants and P' the lower. We shall calculate the holonomy of the dual D_σ to σ in two different ways, first in the standard Penner position and secondly in the symmetrical DT–position. As it is to be expected, the two calculations give the same result.

The loop D_σ in Penner standard position If we put the loop D_σ in Penner standard position, as illustrated in Figure 5, and as described in Section 3.2, we see that it is the concatenation of the paths

- (1) $\lambda(P, P'; \infty, \infty; \tau)$ from $b_0(P)$ to $b_0(P')$;
- (2) $\eta_0(P')$;
- (3) $\eta_\infty(P')$;
- (4) $\lambda(P', P; \infty, \infty; \tau)$ from $b_0(P')$ to $b_0(P)$;
- (5) $\eta_0^{-1}(P)$.

Thus using the calculations in Sections 5.1 and 5.2, we have

$$\begin{aligned} \rho(D_\sigma) &= \rho\left(\lambda(P, P'; \infty, \infty; \tau) \cdot \eta_0(P') \cdot \eta_\infty(P') \cdot \lambda(P', P; \infty, \infty; \tau) \cdot \eta_0^{-1}(P)\right) \\ &= \begin{pmatrix} i & -i\tau \\ 0 & -i \end{pmatrix} \cdot \begin{pmatrix} 1 & 0 \\ 2 & 1 \end{pmatrix} \cdot \begin{pmatrix} 1 & -2 \\ 0 & 1 \end{pmatrix} \cdot \begin{pmatrix} -i & i\tau \\ 0 & i \end{pmatrix} \cdot \begin{pmatrix} 1 & 0 \\ -2 & 1 \end{pmatrix} \\ &= \begin{pmatrix} -4\tau^2 + 6\tau - 3 & 2\tau^2 - 4\tau + 2 \\ -4\tau + 4 & 2\tau - 3 \end{pmatrix} \end{aligned}$$

giving

$$\text{Tr } \rho(D_\sigma) = -4\tau^2 + 8\tau - 6.$$

Now $q(D_\sigma) = 2$ and $p(D_\sigma) = 0$ (see Section 3.1), and the number h of scc-arcs in D_σ is 2. Thus Theorem A predicts that

$$\text{Tr } \rho(D_\sigma) = \pm i^2 2^2 (\tau + (0 - 2)/2)^2 + R$$

where R represents terms of degree at most 0 in τ , in accordance with the computation above.

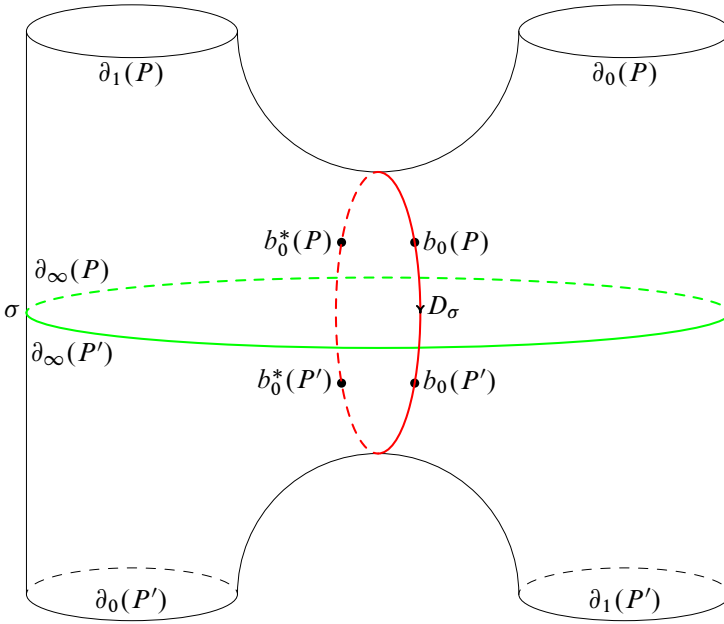


Figure 14: The loop D_σ in its symmetrical DT-position in the four holed sphere

The loop D_σ in symmetrical DT-position As usual we take as base points the barycenters $b_0(P)$ and $b_0^*(P)$ of the “white” and the “black” hexagons respectively in P and the same base points $b_0(P')$ and $b_0^*(P')$ in P' . Also denote $\lambda^*(P, P'; \infty, \infty; \tau)$ the path $R(\lambda(P, P'; \infty, \infty; \tau))$ from $b_0^*(P)$ to $b_0^*(P')$ through the black hexagons, where R is the orientation reversing symmetry of $\Sigma(\tau)$ as in Section 3.1.

From Figure 14, we see that D_σ is the concatenation of the paths

- (1) $\lambda(P, P'; \infty, \infty; \tau)$ from $b_0(P)$ to $b_0(P')$;
- (2) $\gamma_\infty(P')$ in P' from $b_0(P')$ to $b_0^*(P')$;
- (3) $\lambda^*(P', P; \infty, \infty; \tau)$ from $b_0^*(P')$ to $b_0^*(P)$;
- (4) $\gamma_\infty^{-1}(P)$ in P from $b_0^*(P)$ to $b_0(P)$.

Thus

$$\rho(D_\sigma) = \rho(\lambda(P, P', \sigma; \tau)) \cdot \rho(\gamma_\infty(P)) \cdot \rho(\lambda^*(P', P, \sigma; \tau)) \cdot \rho(\gamma_\infty^{-1}(P)).$$

Following Remark 4.1 we have

$$\lambda^*(P', P; \infty, \infty; \tau) = \lambda(P', P; \infty, \infty; \tau - 2) = \lambda(P, P'; \infty, \infty; \tau - 2)^{-1}$$

so that, from Section 5.1, we have

$$\rho(\lambda^*(P', P; \infty, \infty; \tau)) = \begin{pmatrix} -i & i(\tau - 2) \\ 0 & i \end{pmatrix}.$$

Thus referring also to Section 5.2 we see

$$\begin{aligned} \rho(D_\sigma) &= \begin{pmatrix} i & -i\tau \\ 0 & -i \end{pmatrix} \cdot \begin{pmatrix} 1 & 0 \\ 2 & 1 \end{pmatrix} \cdot \begin{pmatrix} -i & i(\tau - 2) \\ 0 & i \end{pmatrix} \cdot \begin{pmatrix} 1 & 0 \\ -2 & 1 \end{pmatrix} \\ &= \begin{pmatrix} -4\tau^2 + 6\tau - 3 & 2\tau^2 - 4\tau + 2 \\ -4\tau + 4 & 2\tau - 3 \end{pmatrix}. \end{aligned}$$

Hence $\text{Tr}(\rho(D_\sigma)) = -4\tau^2 + 8\tau - 6$ as before.

6 Proof of Theorem A

In this final section we prove Theorem A. Our method is to show that the product of matrices forming the holonomy always takes a special form and then give an inductive proof.

First consider the holonomy representation of a typical path. Let $\gamma \in \mathcal{S}_0$ be a simple loop on Σ . We suppose γ is in Penner standard position, so that it always cuts σ_{ij} in the arc w_{ij} . Starting from the basepoint in some pants P , it crosses, in order, pants curves σ_{ij} , $j = 1, \dots, q(\gamma)$. If the boundaries glued across σ_{ij} are $\partial_\epsilon P, \partial_{\epsilon'} P'$, then, by Equation (4), the contribution to the holonomy product $\rho(\gamma)$ is

$$\Omega_\epsilon^{-1} J^{-1} T_{\tau_{ij}}^{-1} \Omega_{\epsilon'}$$

where $\tau_{ij} = \tau_i$ whenever $\sigma_{ij} = \sigma_i \in \mathcal{PC}$.

A single positive twist around $\partial_\epsilon P$ immediately before this boundary component contributes $\rho(\eta_\epsilon^{-1}) = \Omega_\epsilon^{-1} \rho(\eta_\infty^{-1}) \Omega_\epsilon$ (because η_ϵ twists in the *negative* direction round $\partial_\epsilon P$; see Figure 12), while a single positive twist around $\partial_{\epsilon'} P'$ after the crossing contributes $\rho(\eta_\epsilon) = \Omega_{\epsilon'}^{-1} \rho(\eta_\infty) \Omega_{\epsilon'}$. Thus if, in general, γ twists α_j times around $\partial_\epsilon P = \sigma_{ij}$ immediately before the crossing and β_j times after, the total contribution to the holonomy is

$$(9) \quad \Omega_\epsilon^{-1} \rho(\eta_\infty)^{-\alpha_j} J^{-1} T_{\tau_i}^{-1} \rho(\eta_\infty)^{\beta_j} \Omega_{\epsilon'},$$

where $\sigma_{ij} = \sigma_i \in \mathcal{PC}$.

From Sections 4.1 and 5.2 we have

$$J^{-1} T_\tau^{-1} = \begin{pmatrix} i & -i\tau \\ 0 & -i \end{pmatrix} \quad \text{and} \quad \rho(\eta_\infty) = \begin{pmatrix} 1 & -2 \\ 0 & 1 \end{pmatrix}.$$

For variables X, Y , write

$$A_X = \begin{pmatrix} 1 & X \\ 0 & -1 \end{pmatrix} \quad \text{and} \quad B_Y = \begin{pmatrix} 1 & Y \\ 0 & 1 \end{pmatrix}.$$

We calculate

$$\rho(\eta_\infty)^{-\alpha_j} J^{-1} T_{\tau_i}^{-1} \rho(\eta_\infty)^{\beta_j} = i A_{X_j}$$

with $X_j = -(\tau_i + 2\alpha_j + 2\beta_j)$, from which we note in particular that, as expected, which side of the crossing the twists occur makes no difference to the final product.

Proposition 6.1 (i) Suppose that γ contains no scc-arcs. Then $\rho(\gamma)$ is of the form $\pm i^q \prod_{i=1}^q A_{X_j} \Omega_{ij}$, where $\Omega_{ij} = \Omega_0$ or Ω_1 for all j . If the term A_{X_j} corresponds to the crossing of a pants curve $\sigma_{i_j} = \sigma_i$, with α_j twists before the crossing and β_j after, then $X_j = -(\tau_i + 2\alpha_j + 2\beta_j)$.

(ii) If γ contains scc-arcs, then $\rho(\gamma)$ takes the same form as above, with an extra term

$$A_{X_j} \Omega_1 B_{\pm 2} \Omega_0 A_{X_j}$$

inserted for each scc-arc which crosses σ_{i_j} twice in succession.

(iii) In all cases, the total P-twist of γ about $\sigma_i \in \mathcal{PC}$ is $\hat{p}_i(\gamma) = \sum_{\sigma_{i_j} = \sigma_i} (\alpha_j + \beta_j)$.

Proof As computed above we have

$$\rho(\eta_\infty)^{-\alpha} J^{-1} T_\tau^{-1} \rho(\eta_\infty)^\beta = i \begin{pmatrix} 1 & -(\tau + 2\alpha + 2\beta) \\ 0 & -1 \end{pmatrix} = i A_{-(\tau + 2\alpha + 2\beta)}.$$

So the holonomy $\rho(\gamma)$ is a concatenation of q terms of the form $i \Omega_\epsilon^{-1} A_{-(\tau + 2\alpha + 2\beta)} \Omega_{\epsilon'}$, one for each crossing of a pants curve σ_{i_j} . If γ contains no scc-arcs, then it enters and leaves each pants P across distinct boundary components, say $\partial_{\epsilon_1} P$ and $\partial_{\epsilon_2} P$ respectively. Then the corresponding adjacent terms in the concatenated product are then

$$\dots \Omega_{\epsilon_1} \Omega_{\epsilon_2}^{-1} \dots$$

where $\epsilon_1 \neq \epsilon_2$, from which (i) easily follows.

We also note that regardless of how the twists are organised before or after the crossings, the sum $\sum_{j=1}^{q_i(\gamma)} (\alpha_j + \beta_j)$ of coefficients in terms corresponding to crossings of the pants curve σ_i is equal to $\hat{p}_i(\gamma)$, the i -th P-twisting number of the curve γ with respect to the pants decomposition \mathcal{PC} . This proves (iii).

Now suppose that γ contains some scc-arcs. Suppose that γ cuts a curve σ_{i_j} twice in succession entering and leaving a pants P across the boundary $\partial_\infty P$. Since γ is in P-form, after crossing $\partial_\infty P$ it goes once around $\partial_0 P$ in either the positive or

negative direction and then returns to $\partial_\infty P$; see [Figure 5](#). Since γ is simple, the twisting around σ_{i_j} is the same on the inward and the outward journeys. The term in the holonomy is therefore

$$A_{X_j} \rho(\eta_0)^{\pm 1} A_{X_j} = A_{X_j} \Omega_0^{-1} \rho(\eta_\infty)^{\mp 1} \Omega_0 A_{X_j} = A_{X_j} \Omega_0^{-1} B_{\pm 2} \Omega_0 A_{X_j}$$

as claimed.

If more generally γ enters and leaves P across $\partial_\epsilon P$, then this entire expression is multiplied on the left by Ω_ϵ^{-1} and on the right by Ω_ϵ . By the same discussion as in (i), this leaves the form of the holonomy product unchanged. The contribution to the twist about σ_{i_j} is calculated as before. \square

We are now ready for our inductive proof of [Theorem A](#). Suppose first that $\gamma \in \mathcal{S}_0$ contains no scc-arcs. If

$$\rho(\gamma) = \pm i^q \prod_{i=1}^q A_{X_j} \Omega_{i_j}$$

define $X_j^* = X_j + h(\Omega_{i_j}) + k(\Omega_{i_{j-1}})$ where $\Omega_{i_0} := \Omega_{i_q}$ and

$$h(\Omega_{i_j}) = \begin{cases} 1 & \text{if } i_j = 0, \\ 0 & \text{otherwise,} \end{cases} \quad \text{and} \quad k(\Omega_{i_j}) = \begin{cases} 0 & \text{if } i_j = 0, \\ 1 & \text{otherwise.} \end{cases}$$

Thus

$$\begin{aligned} \Omega_0 A_X \Omega_0 &\rightarrow X^* = X + 1 \\ \Omega_0 A_X \Omega_1 &\rightarrow X^* = X \\ \Omega_1 A_X \Omega_0 &\rightarrow X^* = X + 2 \\ \Omega_1 A_X \Omega_1 &\rightarrow X^* = X + 1. \end{aligned}$$

Remark 6.2 Replacing $\rho(\gamma)$ by $\rho(\gamma)^{-1}$ leaves the occurrences of the above blocks unchanged. The entire matrix product is multiplied by $(-1)^q$. This is because $A_X^{-1} = -A_X$ and, for example,

$$(\Omega_0 A_X \Omega_1)^{-1} = \Omega_1^{-1} A_X^{-1} \Omega_0^{-1} = -\Omega_0 A_X \Omega_1.$$

Now given the path of some $\gamma \in \mathcal{S}_0$, consider a crossing for which $\sigma_{i_j} = \sigma_i$. Let $\Omega_{i_{j-1}} A_{X_j} \Omega_{i_j}$ be the corresponding terms in $\rho(\gamma)$, (where $\Omega_{i_{j-1}}$ is associated to the crossing of the previous pants curve $\sigma_{i_{j-1}}$). Let p_j, \hat{p}_j be the respective contributions from this j -th crossing to the DT- and P-twist coordinates of γ , so that the total twists p_i, \hat{p}_i about σ_i are obtained by summing over all crossings for which $\sigma_{i_j} = \sigma_i$: $p_i = \sum_{\sigma_{i_j} = \sigma_i} p_j$ and likewise $\hat{p}_i = \sum_{\sigma_{i_j} = \sigma_i} \hat{p}_j$.

For any variable $a_j \in \mathbb{R}$ which depends on the j -th crossing, define a_j^* according to the same rule as X^* above, in other words $a_j^* = a_j + h(\Omega_{i_j}) + k(\Omega_{i_{j-1}})$. We have:

Lemma 6.3 *Suppose that γ contains no scc-arcs and as usual let p_j, \hat{p}_j be the contributions to the DT- and P-twists of γ corresponding to the j -th crossing of a pants curve $\sigma_i \in \mathcal{PC}$. Then $(-2\hat{p}_j)^* = -p_j + 1$.*

Proof This is verified using [Theorem 3.5](#), together with the fact that γ is assumed to be in P-standard form.

Consider a crossing for which $\sigma_{i_j} = \sigma_i$ with corresponding term $\Omega_{i_{j-1}} A_{X_j} \Omega_{i_j}$ in $\rho(\gamma)$. Suppose for example that the relevant term in the holonomy is $\Omega_0 A_{X_j} \Omega_0$, so that by definition, $a_j^* = a_j + 1$ for any variable a_j . Without loss of generality, we may suppose that σ_{i_j} is the gluing of $\partial_\infty P$ to $\partial_\infty P'$ as shown in [Figure 6](#). The first Ω_0 means that there is an arc from D to E , and the second Ω_0 means there is an arc from E to A . The formula of [Theorem 3.5](#) therefore gives a contribution $2\hat{p}_j = p_j + 0 + 1 - 1 = p_j$. Thus $(-2\hat{p}_j)^* := -2\hat{p}_j + 1 = -p_j + 1$ as claimed.

Similarly, consider the sequence $\Omega_1 A_{X_j} \Omega_0$. In this case, $(-2\hat{p}_j)^* = -2\hat{p}_j + 2$. From [Theorem 3.5](#) we find $2\hat{p}_j = p_j + 1 + 1 - 1 = p_j + 1$, so $(-2\hat{p}_j)^* = -2\hat{p}_j + 2 = -p_j + 1$.

The other two possible sequences are similar. □

In the case of no scc-arcs, [Theorem A](#) is an immediate corollary of this lemma and the following proposition:

Proposition 6.4 *Suppose that γ contains no scc-arcs, then*

$$\text{Tr}(\rho(\gamma)) = \pm i^q \text{Tr} \left(\prod_{j=1}^q A_{X_j} \Omega_{i_j} \right) = \pm i^q \left(\prod_{j=1}^q X_j^* \right) + R$$

where R denotes terms of degree at most $q - 2$ in the X_j .

Proof of [Theorem A](#) (No scc-arcs case) By [Proposition 6.1](#), if $\sigma_{i_j} = \sigma_i$ then $X_j = -(\tau_i + 2\alpha_j + 2\beta_j)$. There are $q_i(\gamma)$ such terms X_j . Thus the top order term of $\text{Tr} \rho(\gamma)$ is $\tau_1^{q_1} \cdots \tau_\xi^{q_\xi}$, with coefficient $\pm i^q$, in accordance with the result of [Theorem A](#).

Now the contribution to the P-twist corresponding to the j -th crossing is $\hat{p}_j = \alpha_j + \beta_j$. Thus

$$\begin{aligned} \prod_{j=1}^q X_j^* &= \prod_{j=1}^q (-(\tau_i + 2\alpha_j + 2\beta_j))^* \\ &= \prod_{j=1}^q (-(\tau_i + 2\hat{p}_j))^* \\ &= \prod_{j=1}^q (-\tau_i + (-2\hat{p}_j)^*) \\ &= \prod_{j=1}^q (-\tau_i - p_j + 1) \\ &= (-1)^q \prod_{j=1}^q (\tau_i + p_j - 1), \end{aligned}$$

where we used Lemma 6.3 to evaluate $(-2p_j)^*$. So the coefficient of $\tau_1^{q_1} \dots \tau_i^{q_i-1} \dots \tau_\xi^{q_\xi}$ is

$$\pm i^q \sum_{\sigma_{i_j} = \sigma_i} (p_j - 1) = \pm i^q (p_i - q_i)$$

which is exactly the coefficient in Theorem A. □

Proof of Proposition 6.4 We prove this by induction on the length q of the product $\prod_{j=1}^q A_{X_j} \Omega_{i_j}$. If $q = 1$, with respect to the cyclic ordering we see either the block $\Omega_0 A_X \Omega_0$ or $\Omega_1 A_X \Omega_1$, so that $X^* = X + 1$. In both cases we check directly that $\text{Tr } A_X \Omega_0 = \text{Tr } A_X \Omega_1 = X + 1$.

The case $q = 2$ corresponds to a product $A_{X_1} \Omega_\epsilon A_{X_2} \Omega_{\epsilon'}$. Hence there are four possibilities corresponding to $\epsilon = \pm 1$ and $\epsilon' = \pm 1$. These cases can be checked either by multiplying out or by using the trace identity

$$(10) \quad \text{Tr}(AB) = \text{Tr}(A) \text{Tr}(B) - \text{Tr}(AB^{-1}).$$

For example, if $\epsilon = \epsilon' = 0$, then

$$\begin{aligned} \text{Tr } A_{X_1} \Omega_0 A_{X_2} \Omega_0 &= \text{Tr}(A_{X_1} \Omega_0) \text{Tr}(A_{X_2} \Omega_0) + \text{Tr } A_{X_1} A_{X_2} \\ &= (X_1 + 1)(X_2 + 1) + 2 = X_1^* X_2^* + 2, \end{aligned}$$

where we used the relation $A_X^{-1} = -A_X$.

If $\epsilon = 0, \epsilon' = 1$ then

$$\text{Tr}(A_{X_1}\Omega_0 A_{X_2}\Omega_1) = \text{Tr}(A_{X_1}\Omega_0) \text{Tr}(A_{X_2}\Omega_1) - \text{Tr}(A_{X_1}\Omega_0\Omega_1^{-1}A_{X_2}^{-1}).$$

The first term on the right hand side is $(X_1 + 1)(X_2 + 1)$ and the last term reduces to

$$-\text{Tr} A_{X_2}^{-1} A_{X_1}\Omega_1 = -X_2 + X_1 - 1.$$

Hence

$$\text{Tr} A_{X_1}\Omega_0 A_{X_2}\Omega_1 = X_1 X_2 + 2X_2 + 2 = (X_1 + 2)X_2 + 2 = X_1^* X_2^* + 2.$$

The other two cases with $q = 2$ are similar (or can be obtained from these by replacing γ with γ^{-1}).

Now we do the induction step. Suppose the result true for all products of length less than q . We split into three cases.

Case (i) Ω_0 appears 3 times consecutively.

After cyclic permutation the product is of the form

$$A_{X_1}\Omega_0 A_{X_2}\Omega_0 A_{X_3}\Omega_0 \cdots \Omega_{i_q}.$$

We will apply (10), splitting the product as

$$(A_{X_2}\Omega_0) \times (A_{X_3}\Omega_0 \cdots \Omega_{i_q} A_{X_1}\Omega_0).$$

Considering the first term of this split product alone, A_{X_2} is still preceded and followed by Ω_0 . Likewise, taking the second term alone, A_{X_1} and A_{X_3} are still preceded and followed by the same values of Ω_i as they were before and nothing else has changed. Thus the induction hypothesis gives

$$\text{Tr} A_{X_2}\Omega_0 = X_2^* \quad \text{and} \quad \text{Tr} A_{X_3}\Omega_0 \cdots \Omega_{i_q} A_{X_1}\Omega_0 = X_3^* \cdots X_q^* X_1^*.$$

Now consider the remaining term coming from (10):

$$\text{Tr}(A_{X_2}\Omega_0(A_{X_3}\Omega_0 \cdots \Omega_{i_q} A_{X_1}\Omega_0)^{-1}) = \text{Tr}(A_{X_2}A_{X_1}^{-1}\Omega_{i_q}^{-1} \cdots A_{X_3}^{-1}).$$

Cyclically permuting, the three terms $A_{X_3}^{-1}, A_{X_2}, A_{X_1}^{-1}$ combine to give a single term $A_{X_3+X_2+X_1}$, so that the trace has degree at most $q - 2$ in the variables $X_3 + X_2 + X_1, X_4, \dots, X_q$. Putting all this together proves the claim.

Case (ii) Ω_0 appears at most 2 times consecutively.

Suppose first $q \geq 4$. Thus after cyclic permutation the product is of the form

$$A_{X_1} \Omega_0 A_{X_2} \Omega_0 A_{X_3} \Omega_1 A_{X_4} \cdots \Omega_1.$$

We apply (10) splitting as

$$(A_{X_1} \Omega_0 A_{X_2} \Omega_0 A_{X_3} \Omega_1) \times (A_{X_4} \cdots A_{X_q} \Omega_1).$$

Taking each of these subproducts separately, we see that again the terms Ω_i preceding and following each A_X are unchanged. So the induction hypothesis gives

$$\begin{aligned} \text{Tr}(A_{X_1} \Omega_0 A_{X_2} \Omega_0 A_{X_3} \Omega_1) &= X_1^* X_2^* X_3^*, \\ \text{Tr}(A_{X_4} \cdots A_{X_q} \Omega_1) &= X_4^* \cdots X_q^*. \end{aligned}$$

Moreover we note

$$A_{X_1} \Omega_0 A_{X_2} \Omega_0 A_{X_3} \Omega_1 \Omega_1^{-1} A_{X_q}^{-1} \cdots A_{X_4}^{-1}$$

is of degree at most $q - 2$ in the variables $X_4 + X_1, X_2, X_3 + X_q, X_5, \dots, X_{q-1}$. The result follows.

The case $q = 3$ is dealt with by splitting

$$A_{X_1} \Omega_0 A_{X_2} \Omega_0 A_{X_3} \Omega_1 \quad \text{as} \quad (A_{X_3} \Omega_1 A_{X_1} \Omega_0) \times A_{X_2} \Omega_0,$$

using the previously considered case $q = 2$, and noting that

$$A_{X_3} \Omega_1 A_{X_1} \Omega_0 \Omega_0^{-1} A_{X_2}^{-1}$$

has degree 1 in the variable $X_1 + X_2 + X_3$. (Recall that $A_X^{-1} = -A_X$.)

Case (iii) Ω_0 and Ω_1 appear alternately.

In this case we split

$$A_{X_1} \Omega_0 A_{X_2} \Omega_1 A_{X_3} \Omega_0 A_{X_4} \cdots \Omega_1 \quad \text{as} \quad (A_{X_1} \Omega_0 A_{X_2} \Omega_1) \times (A_{X_3} \Omega_0 A_{X_4} \cdots \Omega_1)$$

and the argument proceeds in a similar way to that before. □

Now we add in the effect of having scc-arcs, that is we deal with the case $h > 0$.

Theorem 6.5 *Suppose that a matrix product of the form in Proposition 6.4 is modified by the insertion of h blocks $A_{X_j} \Omega_0^{-1} B_{Y_r} \Omega_0 A_{X_j}$, $r = 1, \dots, h$ for variables $Y_r \in \mathbb{C}$. Then its trace is*

$$\pm i^q \left(\prod_{r=1}^h Y_r \right) \left(\prod_{j=1}^q X_j^* \right) + R$$

where R denotes terms of degree at most $q - 2$ in the X_j .

Proof We first check the case $q = 1, h = 1$ by hand. (Note that such a block cannot be the holonomy matrix of a simple closed curve.) We have

$$A_X \Omega_1 B_Y \Omega_0 = \begin{pmatrix} X(1 + Y) - (X + 1) & * \\ * & 1 \end{pmatrix},$$

hence $\text{Tr } A_X \Omega_1 B_Y \Omega_0 = XY$. Since the term $\Omega_0 A_X \Omega_1$ contributes the factor X and the term B_Y contributes Y , this fulfills our hypothesis.

Now work by induction on h . Suppose the result holds for products

$$\Omega_u A_{X_1} \Omega_{i_1} A_{X_2} \Omega_{i_2} \cdots A_{X_s}$$

containing at most $h - 1$ terms of the form B_{Y_r} , and consider a product

$$\Omega_u A_{X_1} \Omega_{i_1} A_{X_2} \Omega_{i_2} \cdots \Omega_v A_X \Omega_1 B_{Y_h} \Omega_0 A_X.$$

There are four possible cases:

$$u = 1, v = 0, \quad u = 1, v = 1, \quad u = 0, v = 0, \quad u = 0, v = 1.$$

Case $u = 1, v = 0$ Consider the extra contribution to the trace resulting from the additional block $A_X \Omega_1 B_{Y_h} \Omega_0 A_X$. The first occurrence of A_X appears in a block $\Omega_0 A_X \Omega_1$ which, according to what we want to prove, should contribute a factor X . Likewise the block $\Omega_0 A_X \Omega_1$ containing the second occurrence of A_X should contribute X , and the term B_Y should contribute Y . Thus it is sufficient to show that

$$\begin{aligned} \text{Tr}(\Omega_1 A_{X_1} \Omega_{i_1} A_{X_2} \Omega_{i_2} \cdots A_{X_s} \Omega_0 A_X \Omega_1 B_Y \Omega_0 A_X) \\ = \pm X^2 Y \text{Tr}(\Omega_1 A_{X_1} \Omega_{i_1} A_{X_2} \Omega_{i_2} \cdots A_{X_s} \Omega_0 A_X) + R \end{aligned}$$

where R denotes terms of total degree at most 2 less than the first term in the X_j .

Splitting the product as

$$(\Omega_1 A_{X_1} \Omega_{i_1} A_{X_2} \Omega_{i_2} \cdots \Omega_0 A_X) \times (\Omega_1 B_Y \Omega_0 A_X)$$

and using (10), we see that the second factor contributes XY and the first factor, containing the sequence $\Omega_0 A_X \Omega_1$, contributes X . The remaining term

$$(\Omega_1 A_{X_1} \Omega_{i_1} A_{X_2} \Omega_{i_2} \cdots \Omega_0 A_X) \times (\Omega_1 B_Y \Omega_0 A_X)^{-1}$$

coming from (10) has, as usual, degree in the X_j lower by 2. This proves the claim in this case.

Case $u = 1, v = 1$ Again splitting the product as

$$(\Omega_1 A_{X_1} \Omega_{i_1} A_{X_2} \Omega_{i_2} \cdots \Omega_1 A_X) \times (\Omega_1 B_Y \Omega_0 A_X),$$

the first split factor contains the block $\Omega_1 A_X \Omega_1$ which contributes a factor $(X + 1)$ to the trace. The second split factor contributes XY .

In the unsplit product we have from the first occurrence of A_X the block $\Omega_1 A_X \Omega_1$, which contributes a factor $X + 1$, and from the second A_X the block $\Omega_0 A_X \Omega_1$, which contributes X , again proving our claim.

Case $u = 0, v = 0$ This can be done by inverting the previous case. Alternatively, splitting again as

$$(\Omega_0 A_{X_1} \Omega_{i_1} A_{X_2} \Omega_{i_2} \cdots \Omega_0 A_X) \times (\Omega_1 B_Y \Omega_0 A_X),$$

the first split factor contains the block $\Omega_0 A_X \Omega_0$, which contributes a factor $X + 1$, while the second split factor contributes, as usual, XY .

In the unsplit product we have from the first A_X the block $\Omega_0 A_X \Omega_1$ which contributes X , and from the second A_X the block $\Omega_0 A_X \Omega_0$ which contributes $X + 1$, again proving our claim.

Case $u = 0, v = 1$ Again split as

$$(\Omega_0 A_{X_1} \Omega_{i_1} A_{X_2} \Omega_{i_2} \cdots \Omega_1 A_X) \times (\Omega_1 B_Y \Omega_0 A_X).$$

The first split factor, containing $\Omega_1 A_X \Omega_0$, contributes $X + 2$ and the second split factor contributes XY .

In the unsplit product we have from the first A_X the term $\Omega_1 A_X \Omega_1$, which contributes $X + 1$, and from the second A_X the term $\Omega_0 A_X \Omega_0$, which contributes $X + 1$. The induction still works because, up to terms of lower degree, $X(X + 2)Y = (X + 1)(X + 1)Y$. □

Remark 6.6 Not all the cases discussed above are realisable as the holonomy representations of simple connected loops γ . For example, the cases

$$v = 1, u = 1, Y = +2 \quad \text{and} \quad v = 0, u = 0, Y = -2$$

produce nonsimple curves.

Proof of Theorem A This follows from [Proposition 6.1](#) on setting $Y_j = \pm 2$ in [Theorem 6.5](#). (For the final statement see [Lemma 4.3](#).) □

References

- [1] **L Bers**, *Inequalities for finitely generated Kleinian groups*, J. Analyse Math. 18 (1967) 23–41 [MR0229817](#)
- [2] **M Dehn**, *Lecture notes from Breslau*, Archives of the University of Texas at Austin (1922)
- [3] **A Fathi, F Laudenbach, V Poenaru, editors**, *Travaux de Thurston sur les surfaces*, Astérisque 66–67, Soc. Math. France, Paris (1979) [MR568308](#) Séminaire Orsay, With an English summary
- [4] **L Keen, C Series**, *Pleating coordinates for the Maskit embedding of the Teichmüller space of punctured tori*, Topology 32 (1993) 719–749 [MR1241870](#)
- [5] **I Kra**, *Horocyclic coordinates for Riemann surfaces and moduli spaces. I. Teichmüller and Riemann spaces of Kleinian groups*, J. Amer. Math. Soc. 3 (1990) 499–578 [MR1049503](#)
- [6] **F Luo**, *Simple loops on surfaces and their intersection numbers*, Math. Res. Lett. 5 (1998) 47–56 [MR1618359](#)
- [7] **S Maloni**, *The Maskit embedding of a hyperbolic surface*, in preparation
- [8] **A Marden**, *Outer circles. An introduction to hyperbolic 3-manifolds*, Cambridge Univ. Press (2007) [MR2355387](#)
- [9] **B Maskit**, *Moduli of marked Riemann surfaces*, Bull. Amer. Math. Soc. 80 (1974) 773–777 [MR0346149](#)
- [10] **K Matsuzaki, M Taniguchi**, *Hyperbolic manifolds and Kleinian groups*, Oxford Math. Monogr., Oxford Science Publ., The Clarendon Press, Oxford Univ. Press, New York (1998) [MR1638795](#)
- [11] **D Mumford, C Series, D Wright**, *Indra's pearls. The vision of Felix Klein*, Cambridge Univ. Press, New York (2002) [MR1913879](#)
- [12] **R C Penner, J L Harer**, *Combinatorics of train tracks*, Annals of Math. Studies 125, Princeton Univ. Press (1992) [MR1144770](#)
- [13] **C Series**, *The Maskit embedding of the twice punctured torus* [arXiv:0808.2119v1](#)
- [14] **DP Thurston**, *On geometric intersection of curves on surfaces* Available at <http://www.math.columbia.edu/~dpt/>

Mathematics Institute, University of Warwick
Coventry, CV4 7AL, United Kingdom

s.maloni@warwick.ac.uk, c.m.series@warwick.ac.uk

<http://www.warwick.ac.uk/~marhal>, <http://www.warwick.ac.uk/~masbb/>

Received: 15 January 2010 Revised: 25 May 2010