

Graphs of 20 edges are 2–apex, hence unknotted

THOMAS W MATTMAN

A graph is 2–apex if it is planar after the deletion of at most two vertices. Such graphs are not intrinsically knotted, IK. We investigate the converse, does not IK imply 2–apex? We determine the simplest possible counterexample, a graph on nine vertices and 21 edges that is neither IK nor 2–apex. In the process, we show that every graph of 20 or fewer edges is 2–apex. This provides a new proof that an IK graph must have at least 21 edges. We also classify IK graphs on nine vertices and 21 edges and find no new examples of minor minimal IK graphs in this set.

05C10; 57M15

1 Introduction

We say that a graph is intrinsically knotted or IK if every tame embedding of the graph in \mathbb{R}^3 contains a nontrivially knotted cycle. Blain et al [1] and Ozawa and Tsutsumi [9] independently discovered an important criterion for intrinsic knotting. Let $H * K_2$ denote the join of the graph H and the complete graph on two vertices, K_2 .

Proposition 1.1 [1; 9] *A graph of the form $H * K_2$ is IK if and only if H is nonplanar.*

A graph is called l –apex if it becomes planar after the deletion of at most l vertices (and their edges). The proposition shows that 2–apex graphs are not IK.

It's known that many non-*IK* graphs are 2–apex. As part of their proof that intrinsic knotting requires 21 edges, Johnson, Kidwell and Michael [5] showed that every triangle-free graph on 20 or fewer edges is 2–apex and, therefore, not knotted. In the current paper, we show:

Theorem 1.2 *All graphs on 20 or fewer edges are 2–apex.*

This amounts to a new proof that:

Corollary 1.3 *An IK graph has at least 21 edges.*

Moreover, we also show:

Proposition 1.4 *Every non-IK graph on eight or fewer vertices is 2–apex.*

This suggests the following:

Question 1.5 Is every non-IK graph 2–apex?

We answer the question in the negative by giving an example of a graph, E_9 , having nine vertices and 21 edges that is neither IK nor 2–apex. (We thank Ramin Naimi [8] for providing an unknotted embedding of E_9 , which appears as Figure 8 in Section 3. This graph is called N_9 in [4].) Further, we show that no graph on fewer than 21 edges, no graph on fewer than nine vertices, and no other graph on 21 edges and nine vertices has this property. In this sense, E_9 is the simplest possible counterexample to our Question.

The notation E_9 is meant to suggest that this graph is a “cousin” to the set of 14 graphs derived from K_7 by triangle–Y moves (see Kohara and Suzuki [6]). Indeed, E_9 arises from a Y–triangle move on the graph F_{10} in the K_7 family. Although intrinsic knotting is preserved under triangle–Y moves by Motwani, Raghunathan and Saran [7], it is not, in general, preserved under Y–triangle moves. For example, although F_{10} is derived from K_7 by triangle–Y moves and, therefore, intrinsically knotted, the graph E_9 , obtained by a Y–triangle move on F_{10} , has an unknotted embedding.

Our analysis includes a classification of IK and 2–apex graphs on nine vertices and at most 21 edges. Such a graph is 2–apex unless it is E_9 , or, up to addition of degree zero vertices, one of four graphs derived from K_7 by triangle–Y moves [6]. (Here $|G|$ denotes the number of vertices in the graph G and $\|G\|$ is the number of edges.)

Proposition 1.6 *Let G be a graph with $|G| = 9$ and $\|G\| \leq 21$. If G is not 2–apex, then G is either E_9 or else one of the following IK graphs: $K_7 \sqcup K_1 \sqcup K_1$, $H_8 \sqcup K_1$, F_9 or H_9 .*

The knotted graphs are exactly those four descendants of K_7 :

Proposition 1.7 *Let G be a graph with $|G| = 9$ and $\|G\| \leq 21$. Then G is IK if and only if it is $K_7 \sqcup K_1 \sqcup K_1$, $H_8 \sqcup K_1$, F_9 or H_9 .*

In particular, we find that there are no new minor minimal IK graphs in the set of graphs of nine vertices and 21 edges.

We remark that a result of Sachs [10] suggests a similar analysis of 1–apex graphs. A graph is intrinsically linked (IL) if every tame embedding includes a pair of nontrivially linked cycles.

Proposition 1.8 (Sachs) *A graph of the form $H * K_1$ is intrinsically linked if and only if H is nonplanar.*

It follows that 1–apex graphs are not IL and one can ask about the converse. A computer search suggests that the simplest counterexample (a graph that is neither IL nor 1–apex) in terms of vertex count is a graph on eight vertices and 21 edges whose complement is the disjoint union of K_2 and a six cycle. Böhme also gave this example as graph J_1 in [2]. In terms of the number of edges, the disjoint union of two $K_{3,3}$ ’s is a counterexample of eighteen edges. It’s straightforward to verify, using methods similar to those presented in this paper, that a counterexample must have at least eight vertices and at least 15 edges. Beyond these observations, we leave open:

Question 1.9 What is the simplest example of a graph that is neither IL nor 1–apex?

The paper is organized into two sections following this introduction. In Section 2 we prove Theorem 1.2. In Section 3 we prove Propositions 1.4, 1.6, and 1.7.

2 Graphs on twenty edges

In this section we will prove Theorem 1.2, a graph of twenty or fewer edges is 2–apex. We will use induction and break the argument down as a series of six propositions that, in turn, treat graphs with eight or fewer vertices, nine vertices, ten vertices, eleven vertices, twelve vertices, and thirteen or more vertices. Following a first subsection where we introduce some useful definitions and lemmas, we devote one subsection to each of the six propositions.

2.1 Definitions and Lemmas

In this subsection we introduce several definitions and three lemmas. The first lemma and the definitions that precede it are based on the observation that, in terms of topological properties such as planarity, 2–apex or IK, vertices of degree less than three can be ignored.

Let $N(c)$ denote the neighbourhood of the vertex c .

Definition 2.1 Let c be a degree two vertex of graph G . Let $N(c) = \{d, e\}$. *Smoothing c* means replacing the vertex c and edges cd and ce with the edge de to obtain a new (multi)graph G' . If de was already an edge of G , we can remove one of the copies of de to form the simple graph G'' . We will say G'' is obtained from G by *smoothing and simplifying at c* .

We will use $\delta(G)$ to denote the minimal degree of G , ie, the least degree among the vertices of G .

Definition 2.2 Let G be a graph. The multigraph H is the *topological simplification* of G if $\delta(H) \geq 3$ and H is obtained from G by a sequence of the following three moves: delete a degree zero vertex; delete a degree one vertex and its edge; and smooth a degree two vertex.

Definition 2.3 Graphs G_1 and G_2 are *topologically equivalent* if their topological simplifications are isomorphic.

The following lemma demonstrates that in our induction it will be enough to consider graphs of minimal degree at least three, $\delta(G) \geq 3$. For a a vertex of graph G , let $G - a$ denote the induced subgraph on the vertices other than a : $V(G) \setminus \{a\}$. Similarly, $G - a, b$ and $G - a, b, c$ will denote induced subgraphs on $V(G) \setminus \{a, b\}$ and $V(G) \setminus \{a, b, c\}$.

Lemma 2.4 *Suppose that every graph with $n > 2$ vertices and at most e edges is 2-apex. Then the same is true for every graph with $n + 1$ vertices, at most $e + 1$ (respectively, e) edges, and a vertex of degree one or two (respectively, zero).*

Proof Let G have $n + 1$ vertices and e' edges where $n > 2$ and $e' \leq e + 1$.

If G has a degree zero vertex, c , we assume further that $e' \leq e$. In this case, deleting c results in a 2-apex graph $G - c$, ie, there are vertices a and b such that $G - a, b, c$ is planar. This implies $G - a, b$ is also planar so that G is 2-apex.

If G has a vertex c of degree one, we may delete it (and its edge) to obtain a graph, $G - c$ on n vertices with $e' - 1$ edges. Again, by hypothesis, $G - c$ is 2-apex, so that $G - a, b, c$ is planar for an appropriate choice of a and b . This means $G - a, b$ is also planar so that G is 2-apex.

If G has a vertex c of degree two, smooth and simplify that vertex to obtain the graph G' on n vertices and $e' - 1$ or $e' - 2$ edges. By assumption, there are vertices a, b in $V(G')$ such that $G' - a, b$ is planar. Since $V(G') = V(G) \setminus \{c\}$, a and b are also vertices in G . Notice that $G - a, b$ is again planar so that G is 2-apex. \square

In showing that all graphs of 20 or fewer edges are 2-apex, we will frequently investigate a graph G of 20 edges and delete two vertices to obtain $G' = G - a, b$ which we may assume to be nonplanar. By the previous lemma, we can assume G has no vertices

of degree less than three (ie, $\delta(G) \geq 3$). It follows that $\delta(G') \geq 1$. The following lemma characterises the graphs $G - a, b$ of this form.

In the proof we will make use of the Euler characteristic $\chi(G) = |G| - \|G\|$, where $|G|$ is the number of vertices and $\|G\|$ the number of edges.

Lemma 2.5 *Let G be a nonplanar graph on n vertices, where $n \geq 6$, with $\delta(G) \geq 1$. Then G has at least $n + 3 - \lfloor (n - 6)/2 \rfloor$ edges.*

Proof First observe that if G is connected, G will have at least $n + 3$ edges. Indeed, by Kuratowski’s theorem, G must have K_5 or $K_{3,3}$ as a minor. If there is a $K_{3,3}$ minor, then we can construct $K_{3,3}$ from G by a sequence of edge deletions and contractions. Since both G and $K_{3,3}$ are connected, we can arrange for the sequence to pass through a sequence of connected graphs. We will delete any multiple edges that result from an edge contraction so that the intermediate graphs are also simple. To complete the argument notice that an edge deletion or contraction will never decrease the Euler characteristic. As $\chi(K_{3,3}) = -3$, we conclude that $\chi(G) \leq -3$, whence $\|G\| \geq n + 3$. If, instead G has a K_5 minor, then, since $\chi(K_5) = -5$, a similar argument shows that $\|G\| \geq n + 5 > n + 3$.

If G is not planar, then it must have a connected component G' for which $\chi(G') \leq -3$. Additional components will increase $\chi(G)$ only if they are trees, ie, $\chi(G) \leq -3 + T$ where T denotes the number of tree components of G . If G' has at least six vertices, then, as a tree component requires at least two vertices (recall that $\delta(G) \geq 1$), we see that $T \leq \lfloor (n - 6)/2 \rfloor$. Thus $\|G\| \geq n + 3 - T \geq n + 3 - \lfloor (n - 6)/2 \rfloor$, as required. If G' doesn’t have six vertices, then $G' = K_5$ and $\chi(G') = -5$. In this case, a similar argument shows that $\|G\| \geq n + 5 - \lfloor (n - 5)/2 \rfloor > n + 3 - \lfloor (n - 6)/2 \rfloor$. □

	9	10	11	12
6	1	1		
7	0	2	9	
8	0	1	11	
9	0	0	3	
10	0	0	1	15
11	0	0	0	3

Table 1: A count of nonplanar graphs with $\delta(G) \geq 1$. Columns are labelled by the number of edges and rows by the number of vertices.

Remark 2.6 Table 1 gives the number of graphs satisfying the hypotheses of the lemma. Moreover, using the reasoning outlined in the proof of the lemma, we can characterise such a nonplanar graph G according to the number of vertices as follows.

If G has six vertices and nine edges, then $G = K_{3,3}$. If $|G| = 6$ and $\|G\| = 10$, then $G = K_{3,3}$ with one additional edge.

If G has seven vertices and ten edges, it is one of the two graphs illustrated in Figure 1 obtained from $K_{3,3}$ by splitting a vertex. As for $|G| = 7$ and $\|G\| = 11$, there are nine such graphs obtained by splitting a vertex of a nonplanar graph on six vertices or else by adding an edge to a graph on ten edges; see Figure 2.

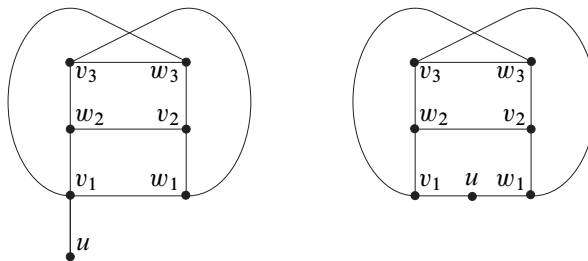


Figure 1: Two nonplanar graphs with seven vertices and ten edges

The disjoint union $K_{3,3} \sqcup K_2$ is the only graph G with eight vertices and ten edges. The 11 graphs G with $|G| = 8$ and $\|G\| = 11$ are illustrated in Figure 3.

Two of the three graphs with $|G| = 9$ and $\|G\| = 11$ are formed by the union of K_2 with the two graphs having seven vertices and ten edges. The third is the union of $K_{3,3}$ and the tree of two edges.

The unique graph with $|G| = 10$ and $\|G\| = 11$ is $K_{3,3} \sqcup K_2 \sqcup K_2$. Of the 15 graphs with $|G| = 10$ and $\|G\| = 12$, 11 are formed by the union of K_2 with one of the nonplanar graphs on eight vertices and eleven edges, two are the union of the tree of two edges with a nonplanar graph on seven vertices and ten edges, and the remaining two are formed by the union of $K_{3,3}$ with the two trees of three edges.

The graphs with $|G| = 11$ and $\|G\| = 12$ are formed by the union of K_2 with a nonplanar graph on nine vertices and 11 edges. If G has 11 vertices and 13 edges, then, it is either $K_5 \sqcup K_2 \sqcup K_2 \sqcup K_2$, or else it has at most two tree components, the rest of the graph having a $K_{3,3}$ minor.

Almost all of the graphs mentioned in the remark have $K_{3,3}$ minors. The following definition seeks to take advantage of this.

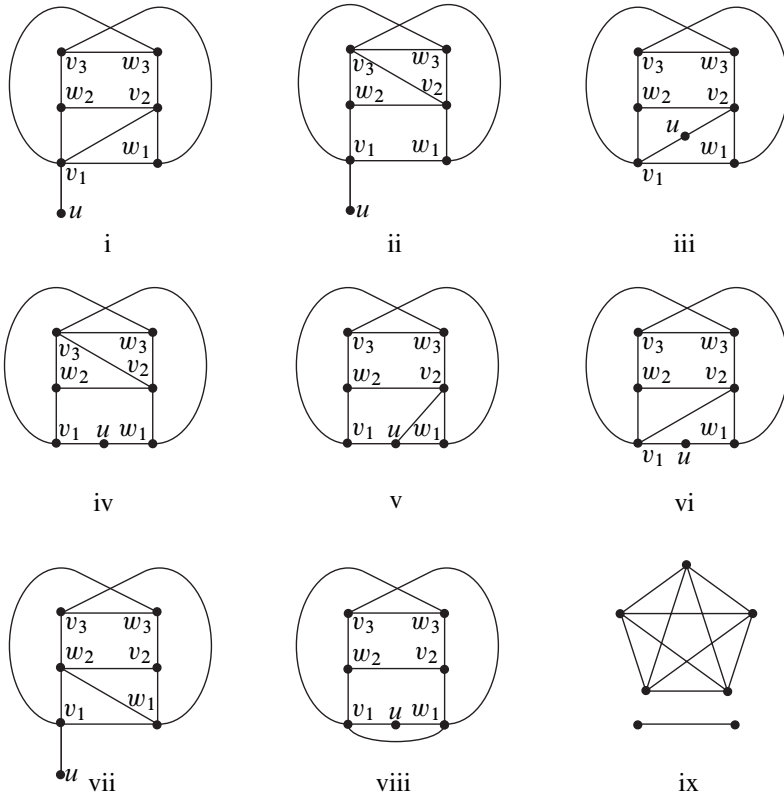


Figure 2: The nine nonplanar graphs with seven vertices and eleven edges

Definition 2.7 Let G be a graph with vertex v and let v_1, v_2, v_3 and w_1, w_2, w_3 denote the vertices in the two parts of $K_{3,3}$. The pair $(G; v)$ is a *generalised $K_{3,3}$* if the induced subgraph $G - v$ is topologically equivalent to $K_{3,3} - v_1$. It follows that the vertices of $G - v$ can be partitioned into five disjoint sets V_2, V_3, W_1, W_2 , and W_3 , where each of these five sets induces a tree as a subgraph of $G - v$, such that when each of these trees is contracted down to a single vertex, the tree on V_i becomes the vertex v_i in $K_{3,3} - v_1$ and similarly for the W_i . When there is a choice of partitions, a partition of a generalised $K_{3,3}$ will be one for which V_2 and V_3 are minimal.

We next observe that when $G - a, b$ is a generalised $K_{3,3}$ this will have implications for $N(a)$ and $N(b)$, under the assumption that G is not 2-apex.

Lemma 2.8 Suppose that G is not 2-apex and that $(G - a, b; c)$ is a generalised $K_{3,3}$. Then $N(a)$ and $N(b)$ each include at least one vertex from each of W_1, W_2 , and W_3 .

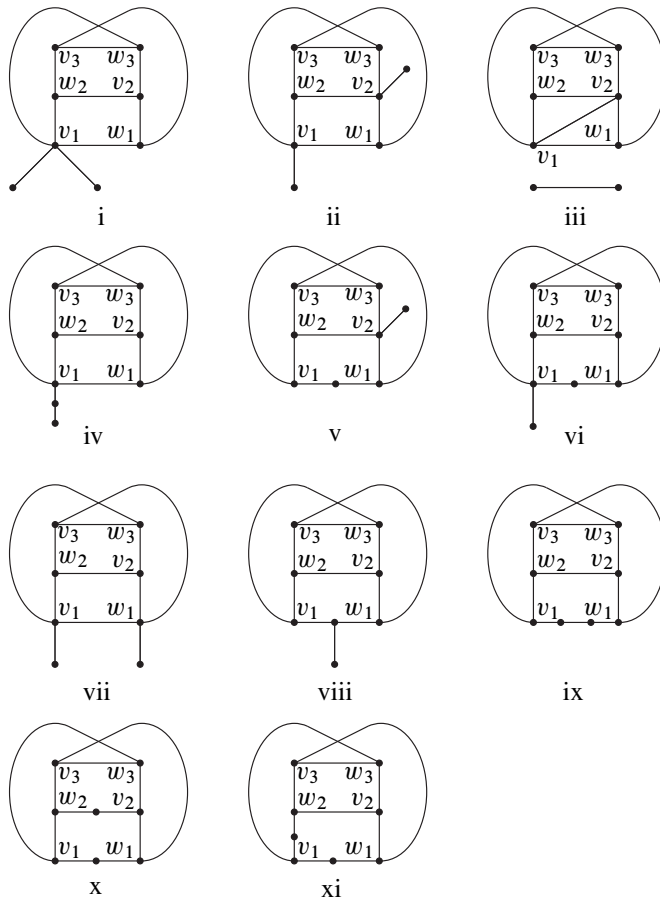


Figure 3: Nonplanar graphs with eight vertices and eleven edges

Proof Let $V_2, V_3, W_1, W_2,$ and W_3 be the partition of the vertices of $G - a, b, c$ as in the definition of a generalised $K_{3,3}$.

Suppose a has no neighbour in W_1 . Note that by contracting the subgraphs of $G - b, c$ induced by $V_2, V_3, W_1, W_2,$ and W_3 , we obtain a (multi)graph $(K_{3,3} - v_1) + a$ formed by adding a vertex a to $K_{3,3} - v_1$. As a is not adjacent to w_1 , it follows that $(K_{3,3} - v_1) + a$ has a planar embedding. Now, reversing the contractions performed earlier, this results in a planar embedding of $G - b, c$, a contradiction.

Therefore, a has a neighbour in W_1 . Similarly, b also has a neighbour in W_1 , and both a and b have neighbours in W_2 and W_3 . □

Remark 2.9 Lemma 2.8 also applies (with obvious modifications) when $G - a, b$ has a generalised $K_{3,3}$ component with the remaining components being trees.

2.2 Eight or fewer vertices

We are now in a position to prove Theorem 1.2. We begin with graphs of eight or fewer vertices.

Remark In what follows, we will often make use of the following strategy. To argue that a graph G is 2-apex, proceed by contradiction. Assume G is not 2-apex. This means that every subgraph of the form $G - a, b$ is nonplanar. Using this assumption we eventually deduce that a particular $G - a, b$ is planar. Although we won't always say it explicitly, in demonstrating a planar $G - a, b$, we have in fact derived a contradiction that shows that G is 2-apex.

Proposition 2.10 *A graph G with $|G| \leq 8$ and $\|G\| \leq 20$ is 2-apex.*

Proof We can assume $|G| \geq 5$ as otherwise G is planar and *a fortiori* 2-apex. If $|G| \leq 7$, then G is a proper subgraph of K_7 . So, with an appropriate choice of vertices a and b , $G - a, b$ is a proper subgraph of K_5 and therefore planar. Thus, G is 2-apex.

So, we may assume $|G| = 8$ and we will also take $\|G\| = 20$. We will investigate induced subgraphs $G - a, b$ formed by deleting two vertices a and b . Notice that a and b may be chosen so that $\|G - a, b\| \leq 10$. Indeed, the maximum degree of G is at most seven, while the pigeonhole principle implies the maximum degree is at least five: $5 \leq \Delta(G) \leq 7$. By Lemma 2.4, the minimum degree is at least three: $\delta(G) \geq 3$. Since $\|G\| = 20$, the sum of the vertex degrees is 40 and it follows that there are vertices a and b such that $G - a, b$ has at most ten edges.

Assume G is not 2-apex. Then for each pair of vertices a and b , $G - a, b$ is not planar. By Lemma 2.5 such a nonplanar $G - a, b$ has at least nine edges. Thus, it will suffice to consider the cases where G has a nonplanar subgraph $G - a, b$ of nine or ten edges. We may assume $d(a) \geq d(b)$.

Suppose first that $G - a, b$ is nonplanar and has nine edges. By Remark 2.6, $G - a, b = K_{3,3}$. Let v_1, v_2, v_3 be the vertices in one part of $K_{3,3}$ and w_1, w_2, w_3 those in the other. Since $\|G\| = 20$, $\|G - a, b\| = 9$, and $d(a) \geq d(b)$, then $d(a)$ is seven or six. In either case, $\|N(a) \cap N(b) \cap V(G - a, b)\| \geq 4$, so, without loss of generality, v_1 and v_2 are in the intersection. If $d(a) = 7$, it follows that $G - a, v_1$ is planar and G is 2-apex. If $d(a) = 6$, by Lemma 2.8, $\{w_1, w_2, w_3\} \subset N(b)$. But then, $G - a, w_1$ is planar whence G is 2-apex.

Next suppose $G - a, b$ is nonplanar and has ten edges. That is, by Remark 2.6, $G - a, b$ is $K_{3,3}$ with an extra edge. Again, v_i and w_i , ($i = 1, 2, 3$) will denote the vertices in the two parts of $K_{3,3}$ and let v_1v_2 be the additional edge.

Suppose first that $\Delta(G) = d(a) = 5$. This implies $d(b) = 5$, $ab \notin E(G)$, and there are four or five elements in $N(a) \cap N(b)$. If five, then either v_1 or v_2 has degree six, contradicting our assumption that a is a vertex of maximal degree. So, we can assume there are four vertices in the intersection and, further, that the intersection is $\{v_3, w_1, w_2, w_3\}$. Then, $G - v_3, w_1$ is planar and G is 2-apex.

So, we can assume $d(a) > 5$. By Lemma 2.8, $\{w_1, w_2, w_3\} \subset N(b)$. In that case $G - a, w_1$ is planar and G is 2-apex. This completes the argument when $G - a, b$ has ten edges.

We have shown that when $|G| = 8$ and $\|G\| = 20$, G is 2-apex. It follows that graphs having $|G| = 8$ and $\|G\| \leq 20$ are also 2-apex. \square

2.3 Nine vertices

In this subsection we prove Theorem 1.2 in the case of graphs of nine vertices. We begin with a lemma.

Lemma 2.11 *Let G be a graph with $|G| = 9$, $\|G\| = 20$, $\delta(G) \geq 3$, $\Delta(G) = 5$, and such that all degree five vertices are mutually adjacent. Then G is 2-apex.*

Proof The degree bounds imply that G has four, five or six degree five vertices. If G has six degree five vertices, then, as they are mutually adjacent, G has a K_6 component. This implies the other component, on three vertices, has at most three edges and the graph has at most 18 edges in total, which is a contradiction. So, in fact, G cannot have six degree five vertices.

If G has five degree five vertices, then the induced subgraph on the other four vertices has five edges, so it is $K_4 - e$ (K_4 with a single edge deleted). Let c be a degree four vertex that has degree two in the induced subgraph $K_4 - e$ and let a and b be the two degree five neighbours of c . Then $G - a, b$ is planar and G is 2-apex.

If G has four degree five vertices, then the induced subgraph on the other five vertices has six edges, so it is one of the six graphs in Figure 4. For graphs i, ii, and iii, the argument is similar to the previous case. That is, let c be a degree four vertex of G that has degree two in the induced subgraph and let a and b be the degree five neighbours of c . Then $G - a, b$ is planar and G is 2-apex. For graph iv, if a and b are any of the degree five vertices, $G - a, b$ is planar and G is 2-apex. For graphs v and vi, the argument is a little more involved, but, again, there are vertices a and b such that $G - a, b$ is planar and G is 2-apex. \square

We are now ready to prove Theorem 1.2 in the case of nine vertices.

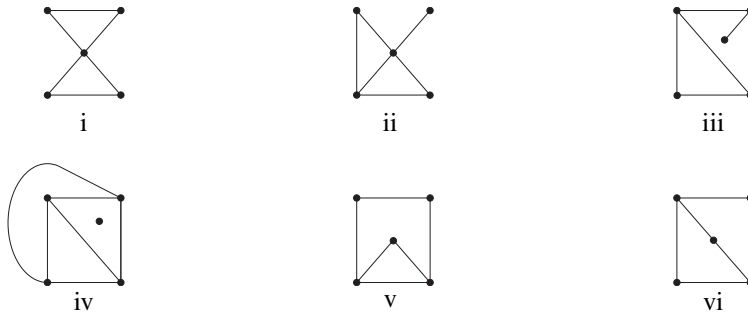


Figure 4: The six graphs of six edges on five vertices

Proposition 2.12 *A graph G with $|G| = 9$ and $\|G\| \leq 20$ is 2-apex.*

Proof First, we'll assume $\|G\| = 20$. Then, $5 \leq \Delta(G) \leq 8$ and, by Lemma 2.4, $\delta(G) \geq 3$. If $\Delta(G) > 5$, by appropriate choice of vertices a and b , $G - a, b$ has at most ten edges. This is also true when $\Delta(G) = 5$ unless all degree 5 vertices are mutually adjacent. As Lemma 2.11 treats that case, we may assume that there is a $G - a, b$ of at most ten edges. Moreover, we'll take $d(a) \geq d(b)$.

Assuming G is not 2-apex, that $G - a, b$ is nonplanar. By Remark 2.6, $G - a, b$ is one of the two graphs in Figure 1. Suppose first that it is the graph at left in the figure. As u has degree three or more in G , both a and b are adjacent to u . By Lemma 2.8, $\{w_1, w_2, w_3\} \subset N(b)$. Without loss of generality, we can assume $aw_1 \in E(G)$. Then $G - a, w_1$ is planar and G is 2-apex.

Suppose, then, that $G - a, b$ is the graph at right in Figure 1. By Lemma 2.8, $\{w_2, w_3\} \subset N(a) \cap N(b)$ and at least one of w_1 or u is a neighbour of each a and b . Now, as G is not 2-apex, $G - w_2, w_3$ is nonplanar and it is also a graph on seven vertices and ten edges with either u or w_1 of degree at least four. In other words, $G - w_2, w_3$ is the graph on the left of Figure 1, a case we considered earlier.

We have shown that if $\|G\| = 20$, then G is 2-apex. It follows that the same is true for graphs with $\|G\| \leq 20$. □

2.4 Ten vertices

In this subsection we prove Theorem 1.2 for graphs of ten vertices. We begin with a lemma that treats the case of a graph of degree four.

Lemma 2.13 *Suppose G is a graph with $|G| = 10$, $\|G\| = 20$, and such that every vertex has degree four. Then G is 2-apex.*

Proof We can assume that G has at least three vertices $a, b,$ and c that are pairwise nonadjacent for otherwise G must be $K_5 \sqcup K_5$ and is 2-apex. Then $\Delta(G - a, b) = 4$ as c will retain its full degree in $G - a, b$. Also, $\delta(G - a, b) = 2$; since $c \notin N(a) \cup N(b)$, a and b must share at least one neighbour in the remaining seven vertices. This will become a degree two vertex in $G - a, b$.

Now, $G - a, b$ is a graph on eight vertices and 12 edges with at least one degree two vertex. Smoothing that vertex, we arrive at G' , a multigraph on seven vertices and 11 edges that we can take to be nonplanar (otherwise G is 2-apex). In other words, G' is either one of the graphs in Figure 2 or else one of the two graphs in Figure 1 with an edge doubled. Moreover, $\Delta(G') = 4$ and $\delta(G') \geq 2$. Examining these candidates for G' , we see that $G - a, b$ has degree sequence $\{4, 3, 3, 3, 3, 3, 3, 2\}$ or $\{4, 4, 3, 3, 3, 3, 2, 2\}$.

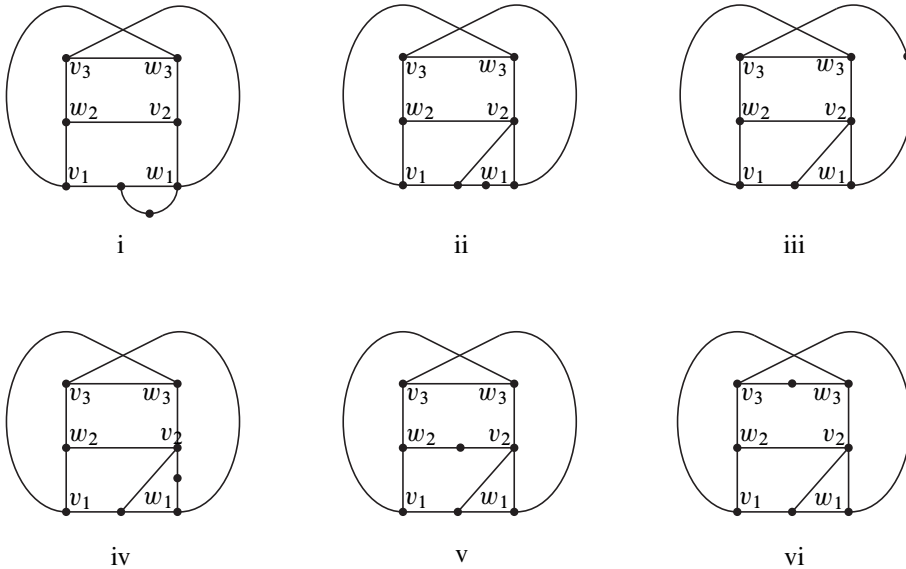


Figure 5: The six nonplanar graphs with degree sequence $\{4, 3, 3, 3, 3, 3, 3, 2\}$

The six nonplanar graphs with degree sequence $\{4, 3, 3, 3, 3, 3, 3, 2\}$ (see Figure 5) are obtained by either doubling an edge at u (and adding a degree 2 vertex to one of the doubled edges) in the graph on the right of Figure 1 or else by adding a degree two vertex to graph v of Figure 2. If $G - a, b$ is one of the graphs ii, iii or iv in Figure 5, then we argue that G is 2-apex as follows. By applying Lemma 2.8 to $(G - a, b; v_2)$, we find $\{w_2, w_3\} \subset N(a) \cap N(b)$. But then $d(w_2) = d(w_3) = 5$, contradicting our hypothesis that all vertices have degree four. A similar argument (using $(G - a, b; w_1)$ and v_2, v_3 in place of w_2, w_3) applies when $G - a, b$ is graph i. For graphs v and vi, the

same approach shows that at least one of w_2 and w_3 has degree five. The contradiction shows that G is 2-apex in case $G - a, b$ has degree sequence $\{4, 3, 3, 3, 3, 3, 3, 2\}$.

So, we may assume $G - a, b$ has degree sequence $\{4, 4, 3, 3, 3, 3, 2, 2\}$. Then $G - a, b$ is either obtained by doubling an edge of the graph at right in Figure 1 or else by adding a degree two vertex to graph iii, iv, vi or viii of Figure 2.

Suppose first that $G - a, b$ comes from doubling an edge of the right graph of Figure 1 (and adding a degree two vertex to one of the two edges in the double). Up to symmetry, the doubled edge is either $v_1 w_2$ or else $v_2 w_2$. In either case, $(G - a, b; w_2)$ is a generalised $K_{3,3}$, whence $v_3 \in N(a) \cap N(b)$. But then $d(v_3) = 5$ in contradiction to our hypotheses. So G is 2-apex in this case.

Finally, to complete the proof, suppose $G - a, b$ is graph iii, iv, vi or viii of Figure 1. The strategy here is similar to the previous case. We identify a degree four vertex, c , of $G - a, b$, (c is v_2 , except for graph viii in which case c is v_1) and observe that $(G - a, b; c)$ is a generalised $K_{3,3}$. We then find a vertex x (either w_2 or w_3 depending on the placement of the degree two vertex) that must lie in $N(a) \cap N(b)$. Consequently $d(x) = 5$, a contradiction. The contradiction shows that G is 2-apex. \square

We can now prove Theorem 1.2 for graphs of ten vertices.

Proposition 2.14 *A graph G with $|G| = 10$ and $\|G\| \leq 20$ is 2-apex.*

Proof Suppose $|G| = 10$ and $\|G\| = 20$. Then $9 \geq \Delta(G) \geq 4$. By Lemma 2.4, we can take $\delta(G) \geq 3$ and by Lemma 2.5, if $G - a, b$ is nonplanar, it has at least ten edges. So, we may assume $\Delta(G) \leq 7$ as, otherwise, there are vertices a and b so that $\|G - a, b\| < 10$ whence G is 2-apex.

If $\Delta(G) = 7$, then G is 2-apex unless every subgraph $G - a, b$ has at least ten edges. So, we can assume G has degree sequence $\{7, 4, 4, 4, 4, 4, 4, 3, 3, 3\}$ with each of the degree four vertices adjacent to the vertex, a , of degree seven. For almost all choices of b , $\|G - a, b\| = 10$ so that, by Remark 2.6, $G - a, b = K_{3,3} \sqcup K_2$. Then $G - a, b$ has two degree one vertices which must arise from degree three vertices of G from which two edges have been deleted. This implies a is adjacent to at least two degree three vertices in G . This is a contradiction as $N(a)$ includes only one degree three vertex, the remaining six vertices being those of degree four. The contradiction shows that G is 2-apex in case $\Delta(G) = 7$.

If $\Delta(G) = 4$, then, in fact every vertex of G has degree four. This case is treated in Lemma 2.13. Thus, the remainder of this proof treats the case where $\Delta(G) = 6$ or 5 . Then there are vertices a and b such that $\|G - a, b\| \leq 11$. By Remark 2.6 we may

assume $G - a, b$ is either $K_{3,3} \sqcup K_2$ or else one of the graphs in Figure 3. Further, we will assume $\Delta(G) = d(a) \geq d(b)$.

Suppose $G - a, b$ is $K_{3,3} \sqcup K_2$ and let v_1, v_2, v_3 and w_1, w_2, w_3 be the vertices in the two parts of $K_{3,3}$ while u_1, u_2 will denote the vertices of K_2 . By Remark 2.9, $(K_{3,3}; v_1)$ shows $\{w_1, w_2, w_3\} \subset N(b)$. Similarly, $(K_{3,3}; w_1)$ implies $\{v_1, v_2, v_3\} \subset N(b)$. Finally, as u_1 and u_2 have degree one in $G - a, b$, both must be adjacent to b in G . This implies $d(b) \geq 8$ which contradicts our assumption that $\Delta(G) \leq 6$. The contradiction shows that G is 2-apex in case it has a subgraph of the form $K_{3,3} \sqcup K_2$.

We may now assume that $\|G - a, b\| = 11$ and that for any other pair a', b' , we have $\|G - a', b'\| \geq 11$. This allows us to dismiss the case where $\Delta(G) = d(a) = 6$. Indeed, the condition $\|G - a', b'\| \geq 11$ then implies that the other vertices of G have degree at most four and each degree four vertex is adjacent to a . But then G would have degree sequence $\{6, 4, 4, 4, 4, 4, 4, 4, 3, 3\}$ and there are too many degree four vertices for them all to be adjacent to a . The contradiction shows that G is 2-apex in this case.

Suppose then that $\Delta(G) = 5$, $\delta(G) \geq 3$, and that for every choice of a' and b' , $\|G - a', b'\| \geq 11$. Further, let a and b be vertices such that $\|G - a, b\| = 11$. Then $G - a, b$ is one of the graphs in Figure 3 and we can assume that $d(a) = 5$. The following argument applies to all but the last two graphs in the figure.

By Lemma 2.8 (or Remark 2.9), $\{w_2, w_3\} \subset N(a) \cap N(b)$. However, either this is already a contradiction because w_2 or w_3 now has degree greater than $\Delta(G) = 5$, or else, $d(w_2) = d(w_3) = 5$. In the latter case, as $w_2 w_3 \notin E(G)$ then $\|G - w_2, w_3\| = 10$, contradicting our assumption that $\|G - a', b'\| \geq 11$. The contradiction shows that G is 2-apex.

Similar considerations show that if $G - a, b$ is graph x or xi of Figure 3, then, again, G must be 2-apex. This completes the argument in the case that $\|G\| = 20$.

We have shown that if $\|G\| = 20$, then G is 2-apex. It follows that the same is true for graphs with $\|G\| \leq 20$. \square

2.5 Eleven vertices

In this subsection, we prove Theorem 1.2 for graphs of 11 vertices. We begin with a lemma that handles the case where $\Delta(G) = 4$.

Lemma 2.15 *Let G have $|G| = 11$, $\|G\| = 20$, and $\Delta(G) = 4$. Then G is 2-apex.*

Proof By Lemma 2.4, we can take $\delta(G) \geq 3$ so that G has degree sequence $\{4, 4, 4, 4, 4, 4, 4, 3, 3, 3, 3\}$. Let a and b be two nonadjacent vertices of degree four. Then $G - a, b$ has nine vertices and 12 edges. Since $\|G - a, b\| = 12$ and $\delta(G - a, b) \geq 1$, we see that $G - a, b$ has at least two vertices of degree less than two. Deleting or smoothing those two, we arrive at a multigraph G' with seven vertices and ten edges. We can assume G' is nonplanar as otherwise $G - a, b$ is planar and G is 2-apex. Thus G' is either one of the two graphs in Figure 1, $K_{3,3} \sqcup C_1$ where C_1 is a loop on a single vertex, $K_5 \sqcup K_1 \sqcup K_1$, or else the union of K_1 and $K_{3,3}$ with an extra edge. We will consider these five possibilities in turn.

If G' is $K_5 \sqcup K_1 \sqcup K_1$, then $G - a, b = K_5 \sqcup K_2 \sqcup K_2$. In order to bring the four degree one vertices of $G - a, b$ up to degree three in G , each must be adjacent to both a and b . Then the induced subgraph on a, b , and the vertices of the two K_2 's is planar so that G is not only 2-apex, it's actually 1-apex.

Suppose next that G' is the union of K_1 and $K_{3,3}$ with an extra edge. Let v_1, v_2, v_3 and w_1, w_2, w_3 be the vertices in the two parts of $K_{3,3}$. Without loss of generality, the extra edge of $K_{3,3}$ is either $v_1 w_1$ (doubling an existing edge) or else $v_1 v_2$. By Remark 2.9, a and b both have neighbours in the three sets W_1, W_2 , and W_3 . Moreover, at least one of these three sets consists of a single vertex w . But then $d(w) = 5$, a contradiction. The contradiction shows that G is 2-apex in this case. If $G' = K_{3,3} \sqcup C_1$ or G' is the graph at the left of Figure 1, the same argument applies and we conclude G is 2-apex.

Now, if G' is the graph at the right of Figure 1, then u is a degree two vertex near w_1 (so that W_1 includes at least those two vertices) and the additional two degree one and two vertices might lie near w_2 and w_3 so that in the generalised $K_{3,3}, (G'; v_1)$, none of the W_i 's is a single vertex. For example, $G - a, b$ may be graph i of Figure 6 below. Actually, we can conclude that $G - a, b$ must be graph i. For otherwise, examining $(G - a, b; v)$ in turn for all choices of vertex v , we will discover at least one v_i or w_i vertex, call it w , that must lie in $N(a) \cap N(b)$ which leads to the contradiction that $d(w) = 5$.

Thus, we are left to consider the case where $G - a, b$ is graph i of Figure 6 below. Each of the three vertices u_1, u_2 , and u_3 is adjacent to at least one of a and b as the u_i 's must have degree at least three in G . Without loss of generality, we can assume u_1 and u_2 are neighbours of a . Also, $N(a)$ must include at least one vertex from the six v_i and w_i vertices. Up to symmetry, this gives two cases: $\{u_1, u_2, v_1\} \subset N(a)$ and $\{u_1, u_2, v_3\} \subset N(a)$.

Suppose first that $\{u_1, u_2, v_1\} \subset N(a)$. Then in the generalised $K_{3,3}, (G - a, b; v_1)$, $W_3 = \{w_3, u_3\}$ and $W_3 \cap N(a) \neq \emptyset$. But, if $aw_3 \in E(G)$, then $G - b, w_3$ is planar.

So we can assume that $N(a) = \{u_1, u_2, u_3, v_1\}$. Note that $v_1 \notin N(b)$ for otherwise $d(v_1) = 5$, contradicting our assumption about the maximum degree of G . Also, we've assumed that $ab \notin E(G)$. Then $G - u_2, u_3$ is planar unless $bu_1 \in E(G)$. Similarly, $G - u_1, u_2$ and $G - u_1, u_3$ show that we can assume $u_2, u_3 \in N(b)$. Now, up to symmetry, we can assume that the fourth vertex of $N(b)$ is either v_2, w_1 or w_2 , so we consider those three cases. If $N(b) = \{u_1, u_2, u_3, v_2\}$ then $G - u_3, v_3$ is planar and G is 2-apex. If $N(b) = \{u_1, u_2, u_3, w_1\}$ then $G - u_3, v_3$ is planar and G is 2-apex. If $N(b) = \{u_1, u_2, u_3, w_2\}$ then $G - u_1, v_1$ is planar and G is 2-apex.

The argument in the case that $\{u_1, u_2, v_3\} \subset N(a)$ is similar. \square

Having treated the case where $\Delta(G) = 4$, we are ready to prove Theorem 1.2 for graphs of 11 vertices.

Proposition 2.16 *A graph G with $|G| = 11$ and $\|G\| \leq 20$ is 2-apex.*

Proof Suppose $|G| = 11$ and $\|G\| = 20$. Then $10 \geq \Delta(G) \geq 4$. By Lemma 2.4, we can take $\delta(G) \geq 3$ and by Lemma 2.5, if $G - a, b$ is nonplanar, it has at least 11 edges. So, we may assume $\Delta(G) \leq 6$ as, otherwise, there are vertices a and b so that $\|G - a, b\| < 11$ whence G is 2-apex. Lemma 2.15 deals with graphs having $\Delta(G) = 4$ and we treat the case of $\Delta(G) = 6$ in the following paragraph.

Suppose $\Delta(G) = 6$ and let a be a vertex of maximum degree. If G is not 2-apex, then, to meet the requirement that $\|G - a, b\| \geq 11$ for every choice of b , the remaining vertices have degree three or four with all degree four vertices adjacent to a . It follows that G has degree sequence $\{6, 4, 4, 4, 4, 3, 3, 3, 3, 3, 3\}$. Then a is adjacent to exactly two of the degree three vertices, call them c and d . Thus $N(c) \cup N(d)$ consists of at most four other vertices beside a . Let b be a vertex not in $N(c) \cup N(d)$. Then $G - a, b$ has 11 edges and no degree one vertex. By Remark 2.6, $G - a, b$ is planar and G is 2-apex.

So, for the remainder of the proof, we assume $\Delta(G) = 5$. If G is not 2-apex, then, the condition $\|G - a, b\| \geq 11$ implies all degree five vertices are mutually adjacent. Moreover, either there are vertices a and b with $d(a) = d(b) = 5$ and $\|G - a, b\| = 11$, or else G has degree sequence $\{5, 4, 4, 4, 4, 4, 3, 3, 3, 3, 3\}$.

Suppose, first, that $\|G - a, b\| = 11$ with $d(a) = d(b) = 5$. Assuming G is not 2-apex, by Remark 2.6, $G - a, b$ is one of three graphs. If $G - a, b$ is the union of the graph at the left of Figure 1 and K_2 , then a must be adjacent to each of the three degree one vertices of $G - a, b$ as otherwise they will have degree at most two in G . By Remark 2.9, $\{w_1, w_2, w_3\} \subset N(a)$ which implies $d(a) \geq 6$, a contradiction. So G is 2-apex

in this case. If $G - a, b$ is either the union of the graph at the right of the figure and K_2 or else the union of $K_{3,3}$ and a tree on three vertices, again, a must be adjacent to the two degree one vertices in the tree. But, by Remark 2.9, $\{v_2, v_3, w_2, w_3\} \subset N(a)$. This again gives the contradiction $d(a) \geq 6$, which shows that G is 2-apex in this case as well.

Thus, we can assume that G has degree sequence $\{5, 4, 4, 4, 4, 4, 3, 3, 3, 3, 3\}$. Further, we can assume all the degree four vertices are adjacent to a , the vertex of degree five. For otherwise, let b be a degree four vertex not adjacent to a . Then $\|G - a, b\| = 11$ so it is one of the three graphs mentioned in Remark 2.6, each of which has two degree one vertices. As b is adjacent to all the degree one vertices, it has at most two neighbours in $\{v_1, v_2, v_3, w_1, w_2, w_3\}$. That would imply $G - a, b$ is planar, a contradiction.

So, let a be adjacent to all the degree four vertices. Then $G - a$ has all vertices of degree three and, for any vertex b , $G - a, b$ has degree sequence $\{3, 3, 3, 3, 3, 3, 2, 2, 2\}$. Smoothing one of the degree two vertices, we have the multigraph G' with $|G'| = 8$ and $\|G'\| = 11$. If G is not 2-apex, then G' is nonplanar and, by Remark 2.6, is either $K_{3,3} \sqcup K_2$ with one edge doubled or else it is one of the graphs of Figure 3 with an additional degree two vertex. Then $G - a, b$ is either $K_{3,3} \sqcup C_3$, where C_3 is the cycle of three vertices, or else $G - a, b$ is $K_{3,3}$ with the addition of three degree two vertices. However, if $G - a, b$ is $K_{3,3} \sqcup C_3$ we deduce that $G - a$ is $K_{3,3} \sqcup K_4$. Let v_1 be one of the vertices of $K_{3,3}$, then $G - a, v_1$ is planar and G is 2-apex.

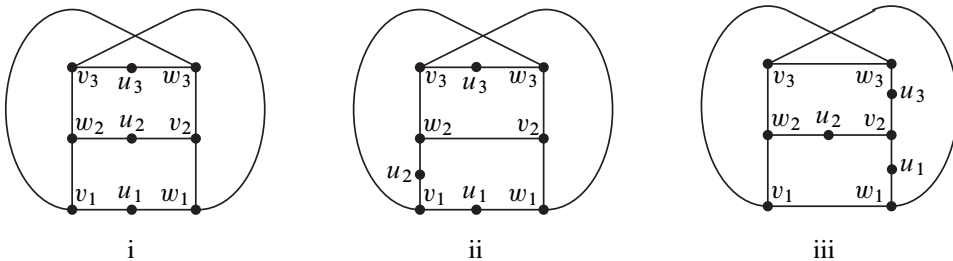


Figure 6: Three nonplanar graphs with degree sequence $\{3, 3, 3, 3, 3, 3, 2, 2, 2\}$

So, we can assume $G - a, b$ is $K_{3,3}$ with the addition of three degree two vertices. Let v_1, v_2, v_3 and w_1, w_2, w_3 denote the vertices in the two parts of $K_{3,3}$ as well as the corresponding vertices in $G - a, b$. Suppose the degree two vertices are all on the edges, v_1w_1, v_1w_2 , and v_2w_1 of $K_{3,3}$. Then $G - a, v_3$ is planar so that G is 2-apex. Thus, we can assume $G - a, b$ is one of the three graphs in Figure 6. Now, if $G - a, b$ is graph ii or iii, then $G - a, w_3$ is planar and G is 2-apex. So, the remainder of the proof treats the case of graph i.

Assume then that $G - a, b$ is graph i of Figure 6 and that G is not 2-apex. Further, let $ab \notin E(G)$. Since $G - u_1, u_2$ is nonplanar, then $au_3 \in E(G)$ and by removing the pairs u_1, u_3 and u_2, u_3 in turn, we see that we can assume that a is adjacent to u_1, u_2 , and u_3 . Then a is adjacent to exactly two vertices of $K_{3,3}$, without loss of generality, either v_1, v_2 ; v_1, w_1 ; or v_1, w_2 . Let us examine these three subcases in turn. If $N(a) = \{u_1, u_2, u_3, v_1, v_2\}$, then $G - u_2, v_2$ is planar and G is 2-apex. If $N(a) = \{u_1, u_2, u_3, v_1, w_1\}$, then $G - u_2, v_1$ is planar and G is 2-apex. If $N(a) = \{u_1, u_2, u_3, v_1, w_2\}$, then $G - u_3, w_3$ is planar and G is 2-apex. This completes the argument in case $G - a, b$ is graph i of Figure 6 and with it the case of a graph G of twenty edges.

We have shown that if $\|G\| = 20$, then G is 2-apex. It follows that the same is true for graphs with $\|G\| \leq 20$. \square

2.6 Twelve vertices

In this subsection we prove Theorem 1.2 in the case of a graph of 12 vertices.

Proposition 2.17 *A graph G with $|G| = 12$ and $\|G\| \leq 20$ is 2-apex.*

Proof Suppose $|G| = 12$ and $\|G\| = 20$. Then $11 \geq \Delta(G) \geq 4$. By Lemma 2.4, we can take $\delta(G) \geq 3$ and by Lemma 2.5, if $G - a, b$ is nonplanar, it has at least 11 edges. So, we may assume $\Delta(G) \leq 6$ as, otherwise, there are vertices a and b so that $\|G - a, b\| < 11$ whence G is 2-apex.

In fact, we can assume $\Delta(G) \leq 5$. Indeed, suppose instead $\Delta(G) = 6$ with a a vertex of maximum degree. As there are only twenty edges in all, there must be a degree three vertex b not adjacent to a . Then $\|G - a, b\| = 11$. If G is not 2-apex, then, by Remark 2.6, $G - a, b = K_{3,3} \sqcup K_2 \sqcup K_2$. However, as $d(b) = 3$, $G - a, b$ can have at most three degree one vertices. The contradiction shows that G is 2-apex when $\Delta(G) = 6$.

Let $\Delta(G) = 5$ and suppose that G has two degree five vertices a and b . Assuming G is not 2-apex, then $G - a, b$ is nonplanar. By Remark 2.6, a and b are adjacent and $G - a, b = K_{3,3} \sqcup K_2 \sqcup K_2$. It follows that each of a and b is adjacent to each of the four degree one vertices in $G - a, b$ as these vertices come to have degree three in G . In particular, the induced subgraph on a, b , and the vertices of the two K_2 's is planar. If v_1 is a vertex in the $K_{3,3}$ component of $G - a, b$, then $G - v_1$ is planar so that G is 1-apex and, therefore, also 2-apex.

So, we can assume G has exactly one degree five vertex a . It follows that G has exactly two degree four vertices with the remaining vertices of degree three. We can assume

that both degree four vertices are adjacent to a as otherwise a similar argument to that of the last paragraph shows that G is 1-apex. Let b be one of the degree four vertices. Then $\|G - a, b\| = 12$. Assuming G is not 2-apex, then $G - a, b$ is nonplanar and therefore one of the 15 graphs described in Remark 2.6. However, as a is adjacent to the two degree four vertices, we see that $\Delta(G - a, b) = 3$ which leaves seven candidate graphs: the union of K_2 with graph viii, ix, x or xi of Figure 3; the union of the tree on two edges with the graph to the right in Figure 1; or $K_{3,3}$ union a tree on three edges. (There are two such trees.) We will consider each possibility in turn.

If $G - a, b$ is $K_2 \sqcup H$ where H is graph ix, x or xi of Figure 3, then we deduce that a is adjacent to one of the degree three vertices of H , call it v , as that is the only way to produce a second degree four vertex in G (besides b). We claim that $G - a, v$ is planar. Indeed, $\|G - a, v\| = 12$. But $G - a, v$ is connected, so it is not one of the nonplanar graphs described in Remark 2.6. As $G - a, v$ is planar, G is 2-apex.

If $G - a, b$ is $K_2 \sqcup H$ where H is graph viii of Figure 3, again, a is adjacent to a degree three vertex of H . If that vertex is one of the six v_i or w_i vertices, the argument proceeds as above. So assume instead a is adjacent to the seventh degree three vertex. In this case $G - v_1$ is planar so G is 1-apex, hence 2-apex.

If $G - a, b$ is the union of the right graph of Figure 1, call it H , with a tree T of two edges, we again conclude that if a is adjacent to v , a degree three vertex, of H then $G - a, v$ is planar whence G is 2-apex. The only other way to produce a degree four vertex for G is if a and b are both adjacent to all three vertices of T . However, in this case we find that the subgraph induced by a, b , and the vertices of the tree is planar so that G is 1-apex and, therefore, also 2-apex.

Similar arguments apply when $G - a, b$ is the union of $K_{3,3}$ and the tree P_3 , the path of three edges: either a is adjacent to a vertex v of $K_{3,3}$, which means that $G - a, v$ is planar, or else the graph induced by a, b and P_3 is planar so that G is, in fact, 1-apex, hence 2-apex. As for $K_{3,3} \sqcup S_3$, where S_3 is the star of three edges, again $G - a, v$ is planar where v is the vertex of $K_{3,3}$ adjacent to a if there is such and otherwise v is an arbitrary vertex of $K_{3,3}$. This completes the argument when $\Delta(G) = 5$.

Finally, suppose $\Delta(G) = 4$. Then there are four degree four vertices with the remaining vertices of degree three. If there are nonadjacent degree four vertices a and b , then $\|G - a, b\| = 12$ and the analysis is much as the one just completed in the $\Delta(G) = 5$ case. That is, we can assume $G - a, b$ is one of the fifteen graphs described in Remark 2.6 with the additional condition that $\Delta(G - a, b) \leq 4$.

So, to complete the proof, let's assume the four degree four vertices, call them a, b, c , and d , are mutually adjacent. Then c and d become two adjacent degree two vertices

in $G - a, b$. Smoothing these we arrive at G' where $|G'| = 8$ and $\|G'\| = 11$. We can assume that G' is nonplanar (otherwise $G - a, b$ is planar and G is 2-apex) so that it is one of the graphs of Figure 3, $K_{3,3} \sqcup K_2$ with an edge doubled, or else the union of one of the graphs of Figure 1 with C_1 , a loop on one vertex. In addition, $\Delta(G') = 3$, which leaves six possibilities: graph viii, ix, x or xi of Figure 3, $K_{3,3} \sqcup C_2$, where C_2 is the cycle on two vertices, or else the union of C_1 and the graph at the right of Figure 1. We'll consider these in turn.

If G' is graph viii, ix, x or xi of Figure 3, let xy be the edge of G' that contained c and d before smoothing. That is, x and y are the vertices in $G - a, b$ such that xc , cd and dy is a path. Then $G - x, y$ is planar and G is 2-apex.

If G' is $K_{3,3} \sqcup C_2$, then $G - a, b$ is $K_{3,3} \sqcup C_4$ with c and d two of the vertices in the 4-cycle C_4 . Then $G - a, v_1$ is planar where v_1 is a vertex of $K_{3,3}$. Finally, if G' is the union of C_1 and the right graph of Figure 1, call it R , then $G - a, b$ is $C_3 \sqcup R$ where c and d are two of the vertices in the 3-cycle C_3 . It follows that $G - v_1$ is planar so that G is 1-apex, hence 2-apex.

This completes the case where $\Delta(G) = 4$, and with it the proof for $\|G\| = 20$. As usual, since all graphs with $\|G\| = 20$ are 2-apex, the same is true for graphs with $\|G\| \leq 20$. \square

2.7 Thirteen or more vertices

In this subsection, we complete the proof of Theorem 1.2 by examining graphs with 13 or more vertices.

Proposition 2.18 *A graph G with $|G| \geq 13$ and $\|G\| \leq 20$ is 2-apex.*

Proof Suppose $|G| = 13$ and $\|G\| = 20$. By Lemma 2.4, we can assume $\delta(G) \geq 3$ so that G has a single vertex a of degree four with all other vertices of degree three. Let b be a vertex that is not adjacent to a so that $\|G - a, b\| = 13$. Assume G is not 2-apex. Then $G - a, b$ is nonplanar. By Remark 2.6, if $G - a, b$ has a K_5 minor, then $G - a, b = K_5 \sqcup K_2 \sqcup K_2 \sqcup K_2$. However, this is impossible as $\Delta(G - a, b) = 3$. So, by Remark 2.6, $G - a, b$ must have a component H with $K_{3,3}$ minor and includes at most two tree components. Then the Euler characteristic of H , $\chi(H)$ is -3 or -4 .

If $\chi(H) = -3$, then there is exactly one tree component T . As $\delta(G - a, b) \geq 1$, there are no isolated degree zero vertices, so $2 \leq |T| \leq 5$ and we have four cases.

If $|T| = 2$, then T is K_2 and $G' = G - a, b \setminus T$ is a nonplanar graph on nine vertices with 12 edges. As $\Delta(G') = 3$ and $\delta(G') \geq 1$, G' has a vertex of degree two. By

smoothing that vertex, we have either a multigraph obtained by doubling an edge of the graph $K_{3,3} \sqcup K_2$ or else one of the graphs of Figure 3. Moreover, as $\Delta(G') = 3$, of the graphs in the figure, only viii, ix, x, and xi are possibilities.

Suppose then that, after smoothing and simplifying, G' is $K_{3,3} \sqcup K_2$. Then, as $\Delta(G') = 3$, the doubled edge is that of the K_2 and $G' = K_{3,3} \sqcup C_3$, where C_3 denotes the cycle on three vertices. Thus, $G - a, b = K_{3,3} \sqcup C_3 \sqcup K_2$. Let c be one of the vertices in the $K_{3,3}$ component. Then $G - a, c$ is planar and G is 2-apex.

If, after smoothing a degree two vertex, G' becomes graph viii, ix, x or xi of Figure 3, then $G - a, v_1$ is planar and G is 2-apex.

Next suppose $|T| = 3$. As, $|G'| = 8$, $\|G'\| = 11$, and $\Delta(G') = 3$, we conclude that G' is graph viii, ix, x or xi of Figure 3. Whichever it is, $G - a, v_1$ will be a planar subgraph of G so that G is 2-apex.

Similarly, if $|T| = 4$, then $|G'| = 7$, $\|G'\| = 10$. As $\Delta(G') = 3$, we conclude that G' is the graph to the right of Figure 1. Then $G - a, v_1$ is planar and G is 2-apex.

Finally, if $|T| = 5$, then $|G'| = 6$ and $\|G'\| = 9$ so that G' is $K_{3,3}$. Again, $G - a, v_1$ is planar and G is 2-apex. This completes the argument in case $\chi(H) = -3$.

If $\chi(H) = -4$, there are two trees, T_1 and T_2 . Let $G' = G - a, b \setminus (T_1 \sqcup T_2)$ denote the remainder of $G - a, b$ after deleting the two tree components. Then $\chi(G') = -4$ and G' has a $K_{3,3}$ minor. As $\delta(G - a, b) \geq 1$, T_1 and T_2 each have at least two vertices so that G' has six or seven vertices. However, as $\Delta(G - a, b) = 3$, this contradicts $\chi(G') = -4$; if $|G'| = 6$, then G' has at most nine edges and if $|G'| = 7$ then $\|G'\| \leq 10$.

We have shown that a graph with $|G| = 13$ and $\|G\| = 20$ is 2-apex. It follows that the same is true for graphs having $|G| = 13$ and $\|G\| \leq 20$.

Now, suppose $|G| \geq 14$ and $\|G\| = 20$. If $\delta(G) \geq 3$, then the degree sum is at least $3 \times 14 = 42 > 40$, a contradiction. So, we may assume $\delta(G) < 3$ which implies G is 2-apex by Lemma 2.4. It follows that any graph of 14 or more vertices with fewer than 20 edges is also 2-apex. \square

3 Graphs on twenty-one edges

In this section we prove Proposition 1.4 (in the first subsection) and Propositions 1.6 and 1.7 (in the second subsection).

3.1 Eight or fewer vertices

In this subsection we prove Proposition 1.4, a non-IK graph of eight or fewer vertices is 2–apex. This implies that for these graphs 2–apex is equivalent to not IK and the classification of 2–apex graphs on eight or fewer vertices follows from the IK classification due, independently, to Blain et al [1] and Campbell et al [3].

Proposition 1.4 *Every non-IK graph on eight or fewer vertices is 2–apex.*

Proof By Proposition 2.10, the theorem holds if $\|G\| \leq 20$, so we may assume that $\|G\| \geq 21$. The only graph with 21 edges and fewer than eight vertices is K_7 , which is IK. So we may assume $|G| = 8$.



Figure 7: Complements of the non-IK graphs G_1 and G_2

Knotted graphs on eight vertices was classified independently by Campbell et al [3] and Blain et al [1]. Using the classification, the non-IK graphs with 21 or more edges are all subgraphs of two graphs on 25 edges, G_1 and G_2 , whose complements appear in Figure 7. Each of these two graphs has at least two vertices of degree seven and, for both graphs, deleting two such vertices leaves a planar subgraph of K_6 . Thus, both G_1 and G_2 are 2–apex and the same is true of any subgraph of G_1 and G_2 . \square

3.2 Nine vertices

In this subsection we prove Propositions 1.6 and 1.7, which classify the graphs of nine vertices and at most 21 edges with respect to 2–apex and IK.

We begin with Proposition 1.6: among these graphs, all but E_9 (see Figure 8) and four graphs derived from K_7 by triangle–Y moves ($K_7 \sqcup K_1 \sqcup K_1$, $H_8 \sqcup K_1$, F_9 , and H_9 ; see [6]) are 2–apex. We first present four lemmas that show this is the case when there is a subgraph $G - a, b$ of the form shown in Figure 2. The first lemma shows that we can assume $\delta(G - a, b) \geq 2$. The next three treat the five graphs (iii, iv, v, vi and viii) of Figure 2 that meet this condition.

Lemma 3.1 *Let G be a graph with $|G| = 9$, $\|G\| = 21$ and $\delta(G) \geq 3$. Suppose that, for each pair of vertices a' and b' , $\|G - a', b'\| \geq 11$ with equality for at least one pair a, b . Then, a and b can be chosen so that one of the following two holds.*

- The vertices a and b have degrees six and five, respectively, G has one of the following degree sequences: $\{6, 5, 5, 5, 5, 5, 5, 3, 3\}$, $\{6, 5, 5, 5, 5, 5, 4, 4, 3\}$ or $\{6, 5, 5, 5, 5, 4, 4, 4, 4\}$, and a is adjacent to each degree five vertex (including b).
- The vertices a and b both have degree five, G has one of the following degree sequences: $\{5, 5, 5, 5, 5, 5, 5, 4, 3\}$ or $\{5, 5, 5, 5, 5, 5, 4, 4, 4\}$, and a and b are not neighbours.

Moreover, a and b can be chosen so that $\delta(G - a, b) \geq 2$.

Proof We can assume $\Delta(G) = d(a) \geq d(b)$. Since $\|G - a', b'\| \geq 11$ for every pair of vertices a', b' , we must have $d(a) = 6$ or $d(a) = 5$.

If $d(a) = 6$, the condition $\|G - a', b'\| \geq 11$ implies that there is exactly one degree six vertex, a , and every degree five vertex is adjacent to a . As $\|G\| = 21$, the degree sum is 42 and, therefore, there are only three possibilities for the degree sequence. In particular, there is always a vertex of degree five b which is adjacent to a so that $\|G - a, b\| = 11$.

Similarly, if $d(a) = 5$, then the condition $\|G\| = 21$ leaves two possible degree sequences. There must be two degree five vertices a and b that are not adjacent so that $\|G - a, b\| = 11$. This is clear for the degree sequence with seven degree five vertices. In the case of six degree five vertices, if they were all mutually adjacent, they would constitute a K_6 component of 15 edges. The other component has three vertices and, at most, three edges. In total, G would have at most 18 edges, a contradiction.

Finally, we argue that it is always possible to choose a and b so that $\delta(G - a, b) \geq 2$. Indeed, this is obvious when $\delta(G) \geq 4$ as deleting a and b can reduce the degree of the other vertices by at most two. For the sequence $\{6, 5, 5, 5, 5, 5, 5, 3, 3\}$, the degree six vertex a is adjacent to each degree five vertex and is, therefore, not adjacent to either of the degree three vertices. Hence in $G - a, b$ these degree three vertices have degree at least two and $\delta(G - a, b) \geq 2$. For $\{6, 5, 5, 5, 5, 5, 4, 4, 3\}$, the degree three vertex is adjacent to at most three of the degree five vertices. By choosing b as one of the other degree five vertices, we will have $\delta(G - a, b) \geq 2$. Similarly, for $\{5, 5, 5, 5, 5, 5, 5, 4, 3\}$, the degree three vertex is adjacent to at most three of the degree five vertices, call them v_1, v_2 , and v_3 . We can find degree five vertices a and b that are not adjacent and not both neighbours of the degree three vertex (so that $\delta(G - a, b) \geq 2$). For, if not, then the remaining four degree five vertices, v_4, v_5, v_6 , and v_7 are all mutually adjacent and also all adjacent to v_1, v_2 , and v_3 . But this is not possible, eg, $d(v_4) = 5$, so it cannot have all of the other degree five vertices as neighbours. \square

Lemma 3.2 *Let G be a graph with $|G| = 9$, $\|G\| = 21$, and $\delta(G) \geq 3$. Suppose that there are vertices a and b such that $G - a, b$ is graph iii of Figure 2 and for any pair of vertices a' and b' , $\|G - a', b'\| \geq 11$. If G is not 2–apex, then G is H_9 .*

Proof By Lemma 3.1, $d(a) = 6$ or 5 . Also, since u has degree three or more in G , at least one of a and b is adjacent to u .

Assuming G is not 2–apex, by Lemma 2.8, $\{w_1, w_2, w_3\} \subset N(a) \cap N(b)$. Then $G - u, w_1$ is planar (and G is 2–apex) in the case $d(a) = 5$.

So, we can assume $d(a) = 6$ and we are in the first case of Lemma 3.1. As above $\{w_1, w_2, w_3\} \subset N(a) \cap N(b)$. Then, since $G - a, w_1$ is nonplanar, we deduce that $N(b) = \{a, w_1, w_2, w_3, u\}$. Finally, since $G - w_1, w_2$ is nonplanar, v_1 and v_2 are also neighbours of a , ie, $N(a) = \{b, v_1, v_2, w_1, w_2, w_3\}$. But these choices of $N(b)$ and $N(a)$ result in the graph H_9 . So, if G is not 2–apex, it is H_9 . \square

Lemma 3.3 *Let G be a graph with $|G| = 9$, $\|G\| = 21$, and $\delta(G) \geq 3$. Suppose that there are vertices a and b such that $G - a, b$ is graph iv, v or vi of Figure 2 and for any pair of vertices a' and b' , $\|G - a', b'\| \geq 11$. Then G is 2–apex.*

Proof By Lemma 3.1, $d(a) = 6$ or 5 . If $d(a) = 5$, note that $G - a, b, v_2, w_2$ is a cycle. By placing a inside the cycle and b outside, $G - v_2, w_2$ is planar and G is 2–apex. So, we may assume $d(a) = 6$ and we are in the first case of Lemma 3.1.

Assume G is not 2–apex and apply Lemma 2.8 to $(G - a, b; v_2)$, for which $W_1 = \{u, w_1\}$ and $W_i = \{w_i\}$, $i = 2, 3$. If G is graph iv or v, then $G - w_2, w_3$ is planar and G is 2–apex. So, let G be graph vi. Then, since $G - w_2, w_3$ is nonplanar, either v_1 or v_2 , say v_1 , is a neighbour of b . But, then the degree of v_1 in G is at least five. We deduce that $av_1 \in E(G)$, for otherwise, $d(v_1) = 5$ and, by Lemma 3.1, v_1 is adjacent to a , a contradiction. However, as a is adjacent to v_1 , $d(v_1) = 6$ which again contradicts Lemma 3.1 as a is the unique vertex of degree six. The contradiction shows that G is 2–apex. \square

Lemma 3.4 *Let G be a graph with $|G| = 9$, $\|G\| = 21$, and $\delta(G) \geq 3$. Suppose that there are vertices a and b such that $G - a, b$ is graph viii of Figure 2 and for any pair of vertices a' and b' , $\|G - a', b'\| \geq 11$. If G is not 2–apex, then G is E_9 .*

Proof By Lemma 3.1, $d(a) = 6$ or 5 . Also, since u has degree three or more in G , at least one of a and b is adjacent to u .

Assume G is not 2–apex and apply Lemma 2.8 using $W_1 = \{u, w_1\}$ and $W_i = \{w_i\}$, $i = 2, 3$, to see that $\{w_2, w_3\} \subset N(a) \cap N(b)$ and that $N(a)$ and $N(b)$ both

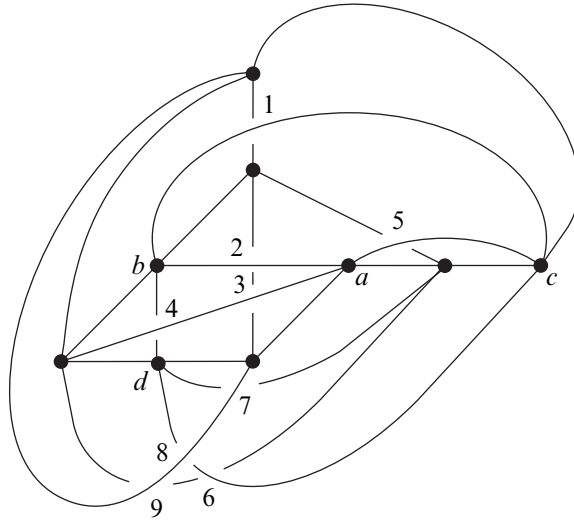


Figure 8: An unknotted embedding of the graph E_9

intersect W_1 . Similarly $(G - a, b; w_1)$ shows $\{v_2, v_3\} \subset N(a) \cap N(b)$ and both a and b have a neighbour in $V_1 = \{u, v_1\}$. If $d(a) = 6$, then $|N(b) \cap (V(G) \setminus \{a, b\})| = 4$, which contradicts what we already know about $N(b)$. So, it must be that $d(a) = 5$, from which it follows that $N(a) = N(b) = \{u, v_2, v_3, w_2, w_3\}$ and that $G = E_9$. \square

Having treated graphs containing an induced subgraph as in Figure 2, we are ready to prove Proposition 1.6.

Proposition 1.6 *Let G be a graph with $|G| = 9$ and $\|G\| \leq 21$. If G is not 2–apex, then G is either E_9 or else one of the following IK graphs: $K_7 \sqcup K_1 \sqcup K_1$, $H_8 \sqcup K_1$, F_9 or H_9 .*

Proof By Theorem 1.2, we can assume $\|G\| = 21$.

As in the proof of Lemma 2.4, $\delta(G) \geq 3$ unless G has a vertex of degree lower than three whose deletion (or smoothing in the case of a degree two vertex) results in a graph that is not 2–apex. As all graphs of 20 edges are 2–apex, this is possible only in the case that G has a degree zero vertex; deleting that vertex must result in a graph on eight vertices with 21 edges that is not 2–apex. By Proposition 1.4 such a graph is IK and, by the classification of knotting of eight vertex graphs, we conclude that G is either the union of K_7 with two degree zero vertices, $K_7 \sqcup K_1 \sqcup K_1$, or else G is $H_8 \sqcup K_1$, where H_8 is the graph obtained by a single triangle–Y move on K_7 (see [6]).

In other words, so long as $G \neq K_7 \sqcup K_1 \sqcup K_1$ and $G \neq H_8 \sqcup K_1$, we can assume $\delta(G) \geq 3$. Also, $5 \leq \Delta(G) \leq 8$. Now, if $\Delta(G) = 5$, there are at least six degree five vertices and, therefore, there must be a pair of nonadjacent degree five vertices. Thus, whatever the maximum degree $\Delta(G)$, by appropriate choice of vertices a and b , we may assume $G - a, b$ has at most 11 edges.

If $\Delta(G) = 8$, then G is 2-apex. Indeed, if a has degree eight, then, as $\|G\| = 21$, there is a vertex b with $d(b) \geq 5$. This means $G - a, b$ has at most nine edges and, by Lemma 2.5, is planar. So we'll assume $G - a, b$ has at most 11 edges and that $7 \geq d(a) \geq d(b)$. Assume G is not 2-apex; then $G - a, b$ is nonplanar. By Remark 2.6, $G - a, b$ is one of the two graphs in Figure 1 or one of the nine in Figure 2.

Suppose first that $G - a, b$ is the graph at left in Figure 1. Since $\|G - a, b\| = 10$, we can assume that $d(a) = 7$ or 6 and $d(b) \leq 6$. As u has degree three in G , both a and b are adjacent to u . By Lemma 2.8, $\{w_1, w_2, w_3\} \subset N(b)$. Without loss of generality, we can assume $aw_1 \in E(G)$. Then $G - a, w_1$ is planar and G is 2-apex.

If $G - a, b$ is the graph at right in Figure 1, then, as u has degree three or more in G , at least one of a and b is a neighbour of u . Again, $\|G - a, b\| = 10$ so $d(a) = 7$ or 6 and $d(b) \leq 6$. Applying Lemma 2.8 with $W_1 = \{u, w_1\}$ and $W_i = \{w_i\}$, $i = 2, 3$, we see that $N(a)$ and $N(b)$ each include at least one vertex from each W_i . Similarly, $(G - a, b; w_1)$ shows $N(a)$ and $N(b)$ each include at least one vertex from each of $V_1 = \{u, v_1\}$ and $V_i = \{v_i\}$, $i = 2, 3$. In particular, we conclude that $\{v_2, v_3, w_2, w_3\} \subset N(a) \cap N(b)$. Then $G - w_2, w_3$ is a nonplanar graph on seven vertices and eleven edges, ie, one of the graphs in Figure 2.

In particular, if $d(a) = 7$, then the degree of a in $G - w_2, w_3$ is five. The only graph of Figure 2 with a degree five vertex is i. However, in that graph, the degree five vertex is adjacent to a degree one vertex which is not a possibility for a . So, we conclude $G - w_2, w_3$ is planar and G is 2-apex if $d(a) = 7$.

Thus, we can assume $d(a) = 6$ and $d(b) = 5$ or 6. If $d(b) = 5$, then the discussion above shows that $N(b) = \{u, v_2, v_3, w_2, w_3\}$ and $G - v_3, w_3$ is planar (so that G is 2-apex). If $d(b) = 6$, then $ab \in E(G)$ which implies $N(a) \cap N(b) = \{u, v_2, v_3, w_2, w_3\}$ and $G = F_9$.

We can now assume that there is a pair of vertices a and b such that $\|G - a, b\| = 11$ and $G - a, b$ is one of the nine graphs in Figure 2. Moreover, we can also posit that for any pair of vertices a', b' , $\|G - a', b'\| \geq 11$, for otherwise the subgraph has ten edges (in order to ensure it is nonplanar; see Lemma 2.5), which is the case we just treated above. Lemma 3.1 describes the possible degrees for such a graph. In particular, $\delta(G - a, b) \geq 2$ and since G is not 2-apex, $G - a, b$ must be graph iii, iv, v, vi or viii

in Figure 2. Lemmas 3.2 through 3.4 show that in those cases, if G is not 2–apex, then G is E_9 or H_9 . This completes the proof. \square

Finally, we prove Proposition 1.7.

Proposition 1.7 *Let G be a graph with $|G| = 9$ and $\|G\| \leq 21$. Then G is IK if and only if it is $K_7 \sqcup K_1 \sqcup K_1$, $H_8 \sqcup K_1$, F_9 or H_9 .*

Proof It follows from [6] that, if G is one of the four listed graphs, then it is IK.

By Proposition 2.12, G is 2–apex and, therefore, not IK when $\|G\| \leq 20$. In case $\|G\| = 21$, Proposition 1.6 shows G is 2–apex and not IK unless G is one of the four listed graphs or E_9 . However, Figure 8 is an unknotted embedding of E_9 . So, if G is IK, it must be one of the four listed graphs. \square

Remark It is straightforward to verify that Figure 8 is an unknotted embedding. For example, here’s a strategy for making such a verification. Number the crossings as shown. It is easy to check that there are 16 possible crossing combinations for a cycle in this graph: 1236, 134, 1457, 1459, 1479, 16789, 234689, 23479, 236789, 25689, 2578, 345689, 3457, 3578, 36789 and 4578. That is, any cycle in the graph will have crossings that are a subset of one of those 16 sets. For example, a cycle that includes crossings 1, 2, 3, and 6 must include the edges ab and bc and therefore, cannot have the edge bd required for crossing 4. Indeed, a cycle that includes 1, 2, 3, and 6 can have none of the other five crossings. To show that there are no knots, consider cycles that correspond to each subset of the 16 sets and check that each such cycle (if such exists) is not knotted in the embedding of Figure 8.

Acknowledgements We thank Ramin Naimi for encouragement and for sharing an unknotted embedding of the graph E_9 and Joel Foisy for helpful conversations. This study was inspired by the Master’s thesis of Chris Morris.

References

- [1] **P Blain, G Bowlin, T Fleming, J Foisy, J Hendricks, J Lacombe**, *Some results on intrinsically knotted graphs*, *J. Knot Theory Ramifications* 16 (2007) 749–760 MR2341314
- [2] **T Böhme**, *On spatial representations of graphs*, from: “Contemporary methods in graph theory”, (R Bodendiek, editor), *Bibliographisches Inst., Mannheim* (1990) 151–167 MR1126225

- [3] **J Campbell, T W Mattman, R Ottman, J Pyzer, M Rodrigues, S Williams**, *Intrinsic knotting and linking of almost complete graphs*, Kobe J. Math. 25 (2008) 39–58 MR2509265
- [4] **R Hanaki, R Nikkuni, K Taniyama, A Yamazaki**, *On intrinsically knotted or completely 3-linked graphs* arXiv:1006.0698
- [5] **B Johnson, M E Kidwell, T S Michael**, *Intrinsically knotted graphs have at least 21 edges*, J. Knot Theory Ramifications 19 (2010) 1423–1429
- [6] **T Kohara, S Suzuki**, *Some remarks on knots and links in spatial graphs*, from: “Knots 90 (Osaka, 1990)”, (A Kawauchi, editor), de Gruyter, Berlin (1992) 435–445 MR1177440
- [7] **R Motwani, A Raghunathan, H Saran**, *Constructive results from graph minors: Linkless embeddings*, from: “29th annual symposium on foundations of computer science”, IEEE (1988) 398–409
- [8] **R Naimi**, Private communication (2008)
- [9] **M Ozawa, Y Tsutsumi**, *Primitive spatial graphs and graph minors*, Rev. Mat. Complut. 20 (2007) 391–406 MR2351115
- [10] **H Sachs**, *On spatial representations of finite graphs*, from: “Finite and infinite sets, Vol. I, II (Eger, 1981)”, (A Hajnal, L Lovász, V T Sós, editors), Colloq. Math. Soc. János Bolyai 37, North-Holland, Amsterdam (1984) 649–662 MR818267

*Department of Mathematics and Statistics, California State University at Chico
Chico CA 95929-0525, USA*

TMattman@Csuchico.edu

Received: 29 October 2009