

# ANALYSIS & PDE

Volume 17

No. 6

2024

JINGZHOU SUN

**PROJECTIVE EMBEDDING OF STABLY DEGENERATING  
SEQUENCES  
OF HYPERBOLIC RIEMANN SURFACES**



## PROJECTIVE EMBEDDING OF STABLY DEGENERATING SEQUENCES OF HYPERBOLIC RIEMANN SURFACES

JINGZHOU SUN

Given a sequence of genus  $g \geq 2$  curves converging to a punctured Riemann surface with complete metric of constant Gaussian curvature  $-1$ , we prove that the Kodaira embedding using an orthonormal basis of the Bergman space of sections of a pluricanonical bundle also converges to the embedding of the limit space together with extra complex projective lines.

### 1. Introduction

Let  $\mathcal{M}_g$  be the moduli of a smooth compact Riemann surfaces of genus  $g$ . When  $g \geq 2$ , the compactification  $\overline{\mathcal{M}}_g$ , due to [Deligne and Mumford 1969], is the moduli of stable curves. Each smooth curve of genus  $g$  carries a unique Poincaré metric with constant Gaussian curvature  $-1$ . If  $C \in \overline{\mathcal{M}}_g$  is a singular stable curve, then by removing the nodes, the smooth part carries a unique complete hyperbolic metric with constant Gaussian curvature  $-1$ . And if a holomorphic family  $\pi : \mathcal{C} \rightarrow \mathbf{D}$  of compact smooth curves  $C_t$  degenerates to  $C = C_0$ , then the hyperbolic metrics are continuous on the vertical line bundle [Wolpert 1990].

In this article, from the point view of the quantization framework in [Donaldson 2001; Donaldson and Sun 2014], we are interested in the convergence of the pluricanonical Bergman embeddings of the family of hyperbolic surfaces in the complex projective spaces. More precisely, let  $(C_j, g_j)$  be a sequence of genus  $g \geq 2$  Riemann surfaces with Riemannian metric  $g_j$  of constant Gaussian curvature  $-1$  that converges, in the pointed Gromov–Hausdorff topology, to a punctured Riemann surface  $(C_0, g_0)$ —not necessarily connected—with a complete Riemannian metric  $g_0$  of constant Gaussian curvature  $-1$ . Let  $K_{C_j}$  denote the canonical bundle of  $C_j$ ; then  $K_{C_j}$  is endowed with a Hermitian metric  $h_j$  defined by the Kähler form  $\omega_j$  associated to  $g_j$ . We consider the Bergman space  $\mathcal{H}_{j,k}$  consisting of  $L^2$ -integrable holomorphic sections of  $K_{C_j}^k$ . Then  $\mathcal{H}_{j,k}$  is a finite-dimensional Hermitian space with the Hermitian product defined by

$$\langle s, t \rangle = \int_{C_j} (s, t)_{h_j} \omega_j,$$

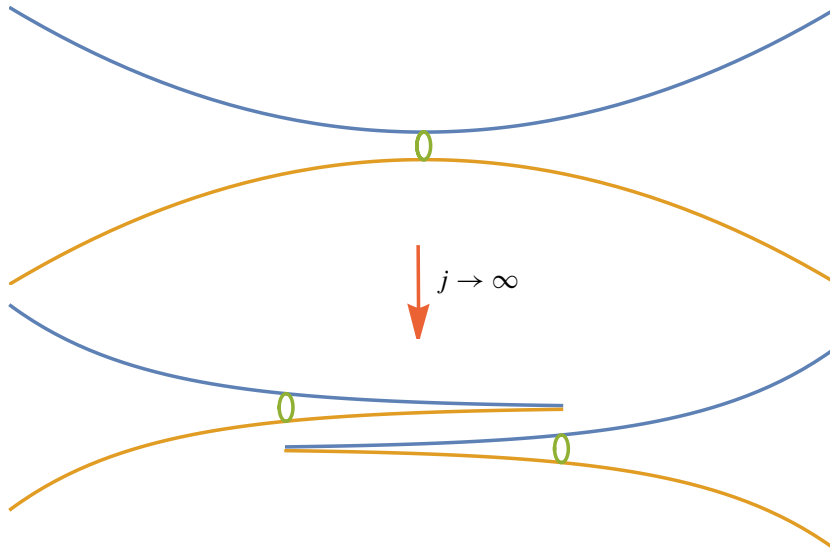
where, by abuse of notation, we still use  $h_j$  to denote the induced Hermitian metric on  $K_{C_j}^k$ . For  $k$  large enough, a basis of  $\mathcal{H}_{j,k}$  will induce a Kodaira embedding of  $C_j$  to  $\mathbb{C}\mathbb{P}^{N_k}$ , where  $N_k = \dim \mathcal{H}_{j,k} - 1$  is

---

The author is partially supported by the NNSF of China (No. 11701353) and the STU Scientific Research Foundation for Talents (No. 130/760181).

MSC2020: primary 14H15, 30F10, 30F60; secondary 30F45.

Keywords: stable degeneration, projective embedding, hyperbolic metric.



**Figure 1.** Degeneration of hyperbolic metrics.

independent of  $j \geq 1$ . For  $j = 0$ , the dimension of  $\mathcal{H}_{j,k}$  is smaller than that of  $j > 0$ . It is natural to consider the embedding induced by an orthonormal basis for  $\mathcal{H}_{j,k}$ , which can be considered as a bridge from Kähler geometry to algebraic geometry [Donaldson and Sun 2017; Sun and Sun 2021]. It is worth mentioning that after this article was finished, the author learned that Dong [2023] recently proved that if a smooth family of hyperelliptic curves degenerate to a nodal curve, then their Bergman kernels also converge to the Bergman kernel of the nodal curve.

As the Gaussian curvature is  $-1$ , the degeneration of metrics can only be “pinching a nontrivial loop”, namely a sequence of surfaces with increasingly thinner and longer handles, with the central loops degenerating to points. So  $C_0$  has  $d$  pairs of punctures, which will be called ends. And for  $k$  large enough, the dimension of  $\mathcal{H}_{0,k}$  equals  $N_k + 1 - d$ . Now we can state our main theorem.

**Theorem 1.1.** *For  $k$  large enough, we can choose an orthonormal basis for  $\mathcal{H}_{j,k}$  for all  $j \geq 0$ , so that, as  $j \rightarrow \infty$ , the image of the embedding*

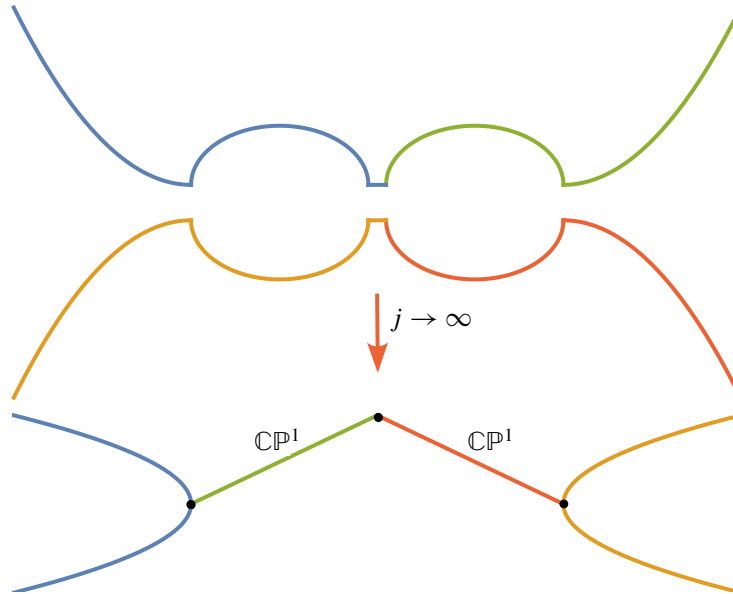
$$\Phi_{j,k} : C_j \rightarrow \mathbb{C}\mathbb{P}^{N_k}$$

*induced by the orthonormal basis converges to the image of  $C_0$  under the embedding*

$$\Phi_{0,k} : C_0 \rightarrow \mathbb{C}\mathbb{P}^{N_k-d} \subset \mathbb{C}\mathbb{P}^{N_k},$$

*attached with  $d$  pairs of complex projective lines. To each pair of the ends  $(p_\alpha, p_{\alpha+d})$  a pair of complex projective lines is associated, forming a connected chain between the images of these two points.*

It is interesting to mention that during the process of taking the limit, the pair of complex projective lines are developed as a pair of bubbles. We illustrate this process in Figures 1 and 2. Also, we should mention that  $k$  depends only on the geometry of  $C_0$  and does not need to be too big by the results in [Sun 2017].



**Figure 2.** Degeneration in  $\mathbb{C}\mathbb{P}^{N_k}$ .

The proof of this theorem makes heavy use of the methods we developed from [Sun and Sun 2021] to [Sun 2017]. Just as in [Donaldson and Sun 2014], the main point is basically proving the convergence of the Bergman kernels. We hope this result may shine a light on the study of the degeneration of higher-dimensional projective manifolds [Honda et al. 2019; Song 2017; Sun 2019].

The structure of this article is as follows. We will first quickly recall the necessary background for this article. Then we will calculate in the model for the thin handles, or “the collar”, of the Riemann surfaces close to the limit. And in the end, we will finish the proof of the convergence of the pluricanonical Bergman embeddings.

## 2. Punctured model

On the punctured disk  $D^*$ , the Poincaré metric is

$$\omega_P = \frac{2i \, dz \wedge d\bar{z}}{|z|^2 (\log |z|^2)^2}.$$

Taking the local section of the canonical bundle  $e = dz/z$ , the local potential is

$$\varphi_P = -\log |e|^2 = -\log \frac{(\log 1/|z|^2)^2}{2}.$$

We use the notation  $\tau = -\log |z|$ , which yields  $\varphi_P = -\log(2\tau^2)$ . We are interested in the  $L^2$ -norm of the sections  $z^a e^{k+1}$  of  $K_{D^*}^{k+1}$ ,  $a \in \mathbb{Z}^+$ . So we have the integrals

$$Y_a = \int (2\tau^2)^{k+1} |z|^{2a} \omega_P.$$

Further, we have

$$Y_a = 2^{k+2} \pi \int_0^\infty e^{-2a\tau + 2k \log \tau} d\tau.$$

Writing  $g_a(\tau) = -2a\tau + 2k \log \tau$ , we have  $g_a''(\tau) = -2k/\tau^2$ . So  $g_a(\tau)$  is a concave function which attains its only maximum at  $\tau_a = k/a$ . We will use the following basic result from [Sun 2017, Lemma 2.6].

**Lemma 2.1.** *Let  $f(x)$  be a concave function. Suppose  $f'(x_0) < 0$ , then we have*

$$\int_{x_0}^\infty e^{f(x)} dx \leq \frac{e^{f(x_0)}}{-f'(x_0)}.$$

We can use Laplace’s method and the lemma above to estimate

$$Y_a \approx 2^{k+2} \pi e^{-2k+2k \log(k/a)} \sqrt{\frac{k\pi}{2a^2}}.$$

Of course, we can directly calculate the integral to get

$$Y_a = 2^{k+2} \pi \frac{(2k)!}{(2a)^{2k+1}},$$

but the idea of mass concentration is key to our arguments. The Bergman kernel of  $D^*$  is then

$$\rho_{0,k+1} = \frac{2^{2k} \tau^{2k+2}}{\pi(2k)!} \sum (a)^{2k+1} |z|^{2a}.$$

Let  $C_0$  be a punctured Riemann surface obtained by removing  $2d$  points  $\{p_\alpha\}_{1 \leq \alpha \leq 2d}$  from a compact Riemann surface.  $C_0$  is endowed with a complete Poincaré metric  $\omega$  with constant Gaussian curvature  $-1$ . The metric  $\omega$  defines a Hermitian metric  $h$  on the canonical bundle  $K_{C_0}$ . Then, for any positive integer  $k$ , we denote by  $\mathcal{H}_k$  the space of holomorphic sections of  $K_{C_0}^k$  that are  $L^2$ -integrable, namely

$$\|s\|^2 = \int_{C_0} |s|_h^2 \omega < \infty.$$

For each  $p_\alpha$ , there is a neighborhood  $U_\alpha$  with local coordinate  $z$  such that  $\omega = \omega_p$  on  $U_\alpha \setminus p_\alpha$ . We can assume that  $U_\alpha$  contains the points satisfying  $|z| \leq R_\alpha$ . We note that the injective radius at the points  $|z| = R_\alpha$  is about  $\pi/(4(\log R_\alpha)^2)$ . For simplicity, we let  $R$  be the minimum of the  $R_\alpha$ ,  $1 \leq \alpha \leq 2d$ . Clearly, for the complement of  $\bigcup_{1 \leq \alpha \leq 2d} U_\alpha$  in  $C_0$ , there is a positive lower bound  $\lambda_0$  for the injective radius.

Let  $\rho_{k+1}$  denote the Bergman kernel of  $C_0$  for the Bergman space  $\mathcal{H}_{k+1}$ . The basic conclusion of [Sun 2017] (which is also an implication of [Sun 2013], although not explicitly stated there) is that, for  $k$  large enough, in the “inside” of  $U_\alpha$ , where  $\tau = -\log |z| > \sqrt{k+1}$ , the Bergman kernel  $\rho_{k+1}$  is very much like  $\rho_{0,k+1}$ , meaning that  $|\rho_{k+1}/\rho_{0,k+1} - 1|$  is  $o(1/k^N)$  for all  $N$ . We have shown in [Sun 2013; 2017] that  $\rho_{0,k+1}$  is dominated by the terms  $c_a |z|^{2a}$  for  $a < k^{3/4}$ , meaning that

$$\frac{\rho_{0,k+1}}{\sum_{a=1}^{k^{3/4}} c_a |z|^{2a}} - 1 = o\left(\frac{1}{k^N}\right)$$

for all  $N$ . In particular,  $\rho_{0,k+1}$  is dominated by  $c_1|z|^2$  when  $\tau \geq k$ . The sections for  $C_0$  corresponding to  $z^a$  in the model  $\mathbf{D}^*$  is constructed as follows. We let  $z_\alpha$  denote the local coordinate  $z$  on  $U_\alpha$ . Let  $e_\alpha = dz_\alpha/z_\alpha$  be the local frame of  $K_{C_0}$ . Then  $z_\alpha^a e_\alpha^{k+1}$ ,  $a \geq 1$ , are local sections of  $K_{C_0}^{k+1}$ . We choose and fix a cut-off function  $\chi(r)$  that equals 1 for  $r < \frac{1}{2}R$  and 0 for  $r > \frac{2}{3}R$ . Then we denote by  $\chi_\alpha$  the function  $\chi(|z_\alpha|)$  defined on  $C_0$ . Then  $\chi_\alpha z_\alpha^a e_\alpha^{k+1}$  is a global smooth  $L^2$ -integrable section of  $K_{C_0}^{k+1}$ . We then take the orthogonal projection of this section into the space  $\mathcal{H}_{k+1}$ , and then normalize the holomorphic section to be of norm 1, obtaining a section  $s_{\alpha,a} \in \mathcal{H}_{k+1}$ . We write

$$V_0 = \{s_{\alpha,a} : 1 \leq \alpha \leq 2d, 1 \leq a < k^{3/4}\}.$$

For  $k$  large enough, within  $r < \frac{1}{4}R$ , the sections  $s_{\alpha,a}$  are approximately equal to  $\sqrt{c_\alpha}z^a$  with relative error less than  $1/k^2$ .

We choose and fix an orthonormal basis  $W_0 = \{s_j\}$  for the orthogonal complement  $V_0^\perp \subset \mathcal{H}_{k+1}$ .

To obtain global sections of  $L^k$  from local ones, we will need to use Hörmander’s  $L^2$  estimate. The following lemma is well known; see for example [Tian 1990].

**Lemma 2.2.** *Suppose  $(M, g)$  is a complete Kähler manifold of complex dimension  $n$  and  $\mathcal{L}$  is a line bundle on  $M$  with hermitian metric  $h$ . If*

$$\langle -2\pi i \Theta_h + \text{Ric}(g), v \wedge \bar{v} \rangle_g \geq C|v|_g^2$$

*for any tangent vector  $v$  of type  $(1, 0)$  at any point of  $M$ , where  $C > 0$  is a constant and  $\Theta_h$  is the curvature form of  $h$ , then, for any smooth  $\mathcal{L}$ -valued  $(0, 1)$ -form  $\alpha$  on  $M$  with  $\bar{\partial}\alpha = 0$  and  $\int_M |\alpha|^2 dV_g$  finite, there exists a smooth  $\mathcal{L}$ -valued function  $\beta$  on  $M$  such that  $\bar{\partial}\beta = \alpha$  and*

$$\int_M |\beta|^2 dV_g \leq \frac{1}{C} \int_M |\alpha|^2 dV_g,$$

where  $dV_g$  is the volume form of  $g$  and the norms are induced by  $h$  and  $g$ .

In our setting, for a curve  $C_j$ ,  $j \geq 0$ , with line bundle  $K_{C_j}^{k+1}$ , the constant  $k$  is independent of  $j$ .

### 3. The collar model

Let  $f_\varepsilon$  be a function depending only on  $|z|$  satisfying the conditions

- $f_\varepsilon > 0$ ,
- $f_\varepsilon(1) = \varepsilon^2$ ,
- $f'_\varepsilon(1) = 0$ ,
- $\Delta_z \log f_\varepsilon(|z|) = 2f_\varepsilon/|z|^2$ .

Clearly, such an  $f_\varepsilon$  exists and is unique in a neighborhood  $U$  of  $|z| = 1$ . Let

$$\omega_\varepsilon = \frac{f_\varepsilon i dz \wedge d\bar{z}}{2|z|^2}$$

be the Kähler metric defined on  $U$ . Then our choice of  $f_\varepsilon$  makes the metric have constant Gaussian curvature  $-1$ . Writing  $t = \log |z|$  and abusing notation, we consider  $f_\varepsilon$  as a function of  $t$ . Then we have

$$\Delta_z \log f_\varepsilon = \frac{d^2 \log f_\varepsilon}{dt^2} \frac{1}{|z|^2}.$$

For simplicity, we will use  $f(t)$  to denote  $f_\varepsilon$ . Therefore, we have

$$(\log f(t))'' = 2f(t).$$

The first fundamental form of the metric is

$$I = f(t) dt^2 + f(t) d\theta^2.$$

We use the arc-length parameter  $u$  for the  $t$ -curves. Then by the curvature condition, we have

$$f(t) = \varepsilon^2 \cosh^2 u, \quad u(0) = 0, \quad \text{and} \quad \frac{dt}{du} = \frac{1}{\varepsilon \cosh u}.$$

Therefore, we have

$$t = \frac{1}{\varepsilon} \tan^{-1}[\sinh u].$$

One can see that  $f$  can be extended to the annulus  $\{z : -\pi/(2\varepsilon) < t < \pi/(2\varepsilon)\}$ . It is worth noticing that  $|u| \rightarrow \infty$  when  $t$  goes to the boundary  $|t| = \pi/(2\varepsilon)$ , meaning  $f_\varepsilon \rightarrow \infty$ . It is natural to use the notation

$$\tau_\varepsilon = \frac{\pi}{2\varepsilon} - t.$$

From now on, we will always assume that  $\varepsilon$  is very small compared to  $k^{-k}$ . So the region where  $f$  is defined is a large annulus. We will write

$$\mathbb{C}_\varepsilon^* = \left\{ z : -\frac{\pi}{2\varepsilon} < t < \frac{\pi}{2\varepsilon} \right\},$$

and we have our model  $\mathbb{C}_\varepsilon^* = (\mathbb{C}_\varepsilon^*, \omega_\varepsilon)$ .

We also use the frame  $e = dz/z$  for the canonical bundle  $K_{\mathbb{C}_\varepsilon^*}$ , so we have

$$|e|^2 = \frac{2}{f}.$$

So for a section of  $s = g e^{\otimes(k+1)}$  of  $K_{\mathbb{C}_\varepsilon^*}^{k+1}$ , the  $L^2$ -norm squared is

$$\|s\|^2 = \int_{\mathbb{C}_\varepsilon^*} \left(\frac{2}{f}\right)^{k+1} |g|^2 \omega_\varepsilon.$$

We are interested in the  $L^2$ -norm of the sections  $z^a e^{k+1}$  of  $K_{\mathbb{C}_\varepsilon^*}^{k+1}$ ,  $a \in \mathbb{Z}$ . So we have the integrals

$$I_{\varepsilon,a} = \int \left(\frac{2}{f}\right)^{k+1} |z|^{2a} \omega_\varepsilon.$$

Further, we have

$$I_{\varepsilon,a} = 2^{k+2}\pi \int_{-\pi/(2\varepsilon)}^{\pi/(2\varepsilon)} e^{2at-k \log f} dt.$$

Writing  $g_a(t) = 2at - k \log f$ , we have  $g_a''(t) = -2kf(t)$ . So  $g_a(t)$  is a concave function which attains its only maximum at  $t_a$  satisfying  $f'(t_a)/f(t_a) = 2a/k$ . Write  $u_a = u(t_a)$ . Since  $f'(t)/f(t) = 2\varepsilon \sinh u$ , we have

$$\varepsilon \sinh u_a = \frac{a}{k}.$$

So  $\sinh u_a = a/(k\varepsilon)$  is very large when  $a \geq 1$ , and  $f(t_a) = a^2/k^2 + \varepsilon^2 > a^2/k^2$ . When  $a$  is large, say  $a \geq k$ , we have that  $g_a''(t_a)$  is also large. The third derivative is

$$g^{(3)}(t) = -4k\varepsilon \sinh u.$$

So  $g^{(3)}(t_a) = -8a$ , and, for  $|t - t_a| < (\sqrt{k} \log k)/a$ , we have that  $g^{(3)}(t)$  is also  $O(a)$ . Therefore, for  $|t - t_a| < (\sqrt{k} \log k)/a$ ,

$$\frac{g''(t)}{g''(t_a)} = 1 + O\left(\frac{\log k}{\sqrt{k}}\right).$$

We can use Lemma 2.1 to estimate

$$I_{\varepsilon,a} = \left(1 + O\left(\frac{\log k}{\sqrt{k}}\right)\right) 2^{k+2}\pi e^{2at_a - k \log f(t_a)} \sqrt{\frac{\pi}{2kf(t_a)}} = \sqrt{\frac{\pi}{2k}} \frac{2^{k+2}\pi}{(\varepsilon \cosh u_a)^{2k+1}} e^{2at_a}.$$

We have that the mass of  $I_{\varepsilon,a}$  is concentrated within the neighborhood  $\{|t - t_a| < (\sqrt{k} \log k)/a\}$  with relative error less than  $k^{-\log k + 3/2}$ , namely

$$I_{\varepsilon,a} = (1 + O(k^{-\log k + 3/2})) 2^{k+2}\pi \int_{|t-t_a| < (\sqrt{k} \log k)/a} e^{2at-k \log f} dt.$$

When  $a < k$ , we use the variable  $u$  to estimate the integral

$$\int_{-\pi/(2\varepsilon)}^{\pi/(2\varepsilon)} e^{2at-k \log f} dt = \int_{-\infty}^{\infty} e^{2at - \log f} \frac{du}{\varepsilon \cosh u}.$$

Let  $-G(u) = k \log f - 2at - \log \cosh u$  be the exponent function. Then

$$\begin{aligned} G'(u) &= 2k \frac{\sinh u}{\cosh u} - \frac{2a}{\varepsilon \cosh u} + \frac{\sinh u}{\cosh u}, \\ G''(u) &= \frac{2k}{\cosh^2 u} + \frac{2a \sinh u}{\varepsilon \cosh^2 u} + \frac{1}{\cosh^2 u}, \\ G^{(3)}(u) &= -\frac{(4k+2) \sinh u}{\cosh^3 u} + \frac{2a(1 - \sinh^2 u)}{\varepsilon \cosh^3 u}. \end{aligned}$$

So  $G(u)$  is a convex function of  $u$  which attains its only minimum at  $u'_a$  satisfying

$$\sinh u'_a = \frac{2a}{\varepsilon(2k+1)},$$

and

$$G''(u'_a) = \frac{(2k+1)^3 \varepsilon^2 + 4a^2(2k+1)}{4a^2 + (2k+1)^2 \varepsilon^2} = 2k+1 + O(\varepsilon^2),$$

which is large. Further,

$$G^{(3)}(u'_a) = -\frac{2k+1}{[(2k+1)^2/(4a^2) + 1]^{3/2}} + O(\varepsilon^2).$$

So again, we can estimate

$$\begin{aligned} I_{\varepsilon,a} &= \left(1 + O\left(\frac{\log k}{\sqrt{k}}\right)\right) \frac{2^{k+2}\pi}{\varepsilon \cosh u'_a} e^{2at'_a - k \log f(t'_a)} \sqrt{\frac{\pi}{2k+1}} \\ &= \left(1 + O\left(\frac{\log k}{\sqrt{k}}\right)\right) \sqrt{\frac{\pi}{2k+1}} \frac{2^{k+2}\pi}{(\varepsilon \cosh u'_a)^{2k+1}} e^{2at'_a}, \end{aligned}$$

where  $t'_a = t(u'_a)$ .

So for  $a \geq k$ ,

$$\begin{aligned} \frac{I_{\varepsilon,a+1}}{I_{\varepsilon,a}} &= \left(1 + O\left(\frac{\log k}{\sqrt{k}}\right)\right) e^{2at_{a+1} - t_a} \left(\frac{\cosh u_a}{\cosh u_{a+1}}\right)^{2k+1} \\ &= \left(1 + O\left(\frac{\log k}{\sqrt{k}}\right)\right) e^{2\varepsilon k/a} \frac{a^{2k+1}}{(a+1)^{2k+1}} = \left(1 + O\left(\frac{\log k}{\sqrt{k}}\right)\right) \frac{a^{2k+1}}{(a+1)^{2k+1}}. \end{aligned}$$

Since

$$\frac{\varepsilon \sinh u'_a}{\varepsilon \sinh u_a} = 1 + \frac{1}{2k},$$

this approximation for  $I_{\varepsilon,a+1}/I_{\varepsilon,a}$  works for all  $a > 0$ .

Since  $\sinh u_a$  is very large, we can use the Taylor expansion of  $\tan^{-1}$  around infinity to estimate

$$\frac{\pi}{2} - \varepsilon t_a = \frac{\varepsilon k}{a} + O\left(\left(\frac{\varepsilon k}{a}\right)^2\right)$$

and also

$$\frac{\pi}{2} - \varepsilon t'_a = \frac{\varepsilon(2k+1)}{2a} + O\left(\left(\frac{\varepsilon k}{a}\right)^2\right).$$

Therefore, for  $k > a \geq 1$ ,

$$\frac{|z|^{2a}}{I_{\varepsilon,a}} = \left(1 + O\left(\frac{\log k}{\sqrt{k}}\right)\right) \frac{\sqrt{2k}2^{k-1}}{\pi^{3/2}} \left(\frac{e}{2k+1}\right)^{2k+1} a^{2k+1} e^{-2a\tau_\varepsilon}.$$

Notice that the term

$$\frac{\sqrt{2k}2^{k-1}}{\pi^{3/2}} \left(\frac{e}{2k+1}\right)^{2k+1}$$

is independent of  $a$ .

Recall that the power series in the expression of  $\rho_{0,k+1}$  is also

$$\sum a^{2k+1} |z|^{2a} = \sum a^{2k+1} e^{-2a\tau}$$

By the same argument as in [Sun 2017, Theorem 1.1] and [Sun 2013, p. 5535, Case II], for  $t \in [0, t_1]$ , the Bergman kernel is dominated by

$$\left[ \frac{|z|^2}{I_{\varepsilon,1}} + \frac{1}{I_{\varepsilon,0}} \right] \left( \frac{2}{f} \right)^{k+1}.$$

The idea of the argument is very simple: by the mass concentration property of the integral  $I_{\varepsilon,a}$ , the contribution of  $|z|^{2a}/I_{\varepsilon,a}$  to the Bergman kernel gets smaller and smaller when  $t$  moves further away from  $t_a$ . When  $a < \sqrt{k}/\log k$ , we have that  $(a/(a+1))^{2k+1}$  is very small, meaning that  $t_a$  is already far enough from  $t_{a+1}$  for the integral  $I_{\varepsilon,a+1}$ , so that the contribution of  $|z|^{2(a+1)}/I_{\varepsilon,a+1}$  to the Bergman kernel at  $t_a$  is negligible.

By symmetry, for  $t \in [t_{-1}, 0]$ , the Bergman kernel is dominated by

$$\left[ \frac{|z|^{-2}}{I_{\varepsilon,-1}} + \frac{1}{I_{\varepsilon,0}} \right] \left( \frac{2}{f} \right)^{k+1}.$$

In particular, we have the following:

**Lemma 3.1.** *For any holomorphic section  $s$  of  $K_{\mathbb{C}^*}^{k+1}$  satisfying  $\|s\| = 1$ , we have*

$$|s|^2 < \varepsilon^2 \left( \frac{\sqrt{e} \log \varepsilon}{k} \right)^{2k}$$

when

$$\cosh u \in \left( \frac{-1}{2\varepsilon \log \varepsilon}, \frac{-1}{\varepsilon \log \varepsilon} \right).$$

*Proof.* By symmetry, we can assume  $t > 0$ . For the right end of the interval, we only need to estimate the norms of

$$\frac{z}{I_{\varepsilon,1}} e^{k+1} \quad \text{and} \quad \frac{1}{I_{\varepsilon,0}} e^{k+1}$$

at  $t$ , where  $\cosh u = -1/(\varepsilon \log \varepsilon)$ . For the first one, we have

$$\left| \frac{z}{I_{\varepsilon,1}} e^{k+1} \right|^2 = \left( 1 + O\left( \frac{\log k}{\sqrt{k}} \right) \right) \frac{\sqrt{2k} \varepsilon^2}{2k\pi^{3/2}} \left( \frac{\log \varepsilon}{k} \right)^{2k} e^{k+1/2}.$$

For the second one, notice that  $u'_a = 0 = t'_a$  and

$$I_{\varepsilon,0} = \left( 1 + O\left( \frac{\log k}{\sqrt{k}} \right) \right) \sqrt{\frac{\pi}{2k+1}} \frac{2^{k+2}\pi}{\varepsilon^{2k+1}}.$$

So we have

$$\left| \frac{1}{I_{\varepsilon,0}} e^{k+1} \right|^2 = \left( 1 + O\left( \frac{\log k}{\sqrt{k}} \right) \right) \frac{\sqrt{2k}}{2\pi^{3/2}} \varepsilon^{2k+1} (\log \varepsilon)^{2k},$$

which is much smaller than the first one. For the left end of the interval, we have a smaller norm for the section  $z e^{k+1}/I_{\varepsilon,1}$ , and a still very small norm for the section  $e^{k+1}/I_{\varepsilon,0}$ . Combining these estimates, we have proved the lemma. □

Assume  $C_j$  converges to  $C_0$  in the pointed Gromov–Hausdorff topology. For  $j$  big enough,  $C_j$  has exactly  $d$  closed geodesics whose arc length is less than  $\frac{1}{4}\lambda_0$ . We denote these circles by  $\gamma_{j,\alpha}$ ,  $1 \leq \alpha \leq d$ , and the arc length of  $\gamma_{j,\alpha}$  by  $\varepsilon_{j,\alpha}$ . Rearranging the points  $p_\alpha$ , we can assume that  $2\pi\varepsilon_{j,\alpha}$  converges to the pair  $(p_\alpha, p_{\alpha+d})$  as  $j \rightarrow \infty$ . Also, for  $j$  large enough, there is a neighborhood  $U_{j,\alpha}$ , usually referred to as a collar, of each  $\gamma_{j,\alpha}$  which is homeomorphic to an annulus. We define a map

$$h_{j,\alpha} : U_{j,\alpha} \rightarrow \mathbb{C}_\varepsilon^*,$$

with  $\varepsilon = \varepsilon_{j,\alpha}$ , as follows. Fix an isometry  $\lambda$  of  $\gamma_{j,\alpha}$  to the circle  $|z| = 1$  in  $\mathbb{C}_\varepsilon^*$ . Then, passing through each point  $q$  on  $\gamma_{j,\alpha}$ , there is a unique geodesic  $l_q$  orthogonal to  $\gamma_{j,\alpha}$ . We define  $h_{j,\alpha}$  to be the map that sends each such geodesic  $l_q$  to the geodesic passing through  $\lambda(q)$ , orthogonal to the unit circle, and preserving  $\lambda$  and the orientation. Since both surfaces have constant Gaussian curvature  $-1$ ,  $h_{j,\alpha}$  is an isometry so long as the geodesics  $l_q$  do not intersect each other. But since the curvature is negative, by the Gauss–Bonnet theorem, these geodesics cannot intersect within  $U_{j,\alpha}$ . Therefore,  $h_{j,\alpha}$  is also holomorphic, and we can use the coordinate  $z$  from  $\mathbb{C}_\varepsilon^*$  as the holomorphic coordinate of  $U_{j,\alpha}$ . By switching  $p_\alpha$  and  $p_{\alpha+d}$  if necessary, we can assume that the part  $|z| > 1$  of  $U_{j,\alpha}$  converges to a neighborhood of  $p_\alpha$  and the part  $|z| < 1$  converges to that of  $p_{\alpha+d}$ . We can assume that  $U_{j,\alpha} = \{1/M \leq |z| \leq M\}$ , and, for  $j$  large enough, we can assume that the injective radius at  $|z| = M$  is larger than

$$\frac{\pi}{4(\log 3R/4)^2}.$$

We denote by  $U_{j,\alpha}^+$  the part of  $U_{j,\alpha}$  with  $|z| > 1$  and similarly  $U_{j,\alpha}^-$  the part of  $U_{j,\alpha}$  with  $|z| < 1$ . We then define a map

$$\varphi_{j,\alpha} : U_{j,\alpha}^+ \rightarrow U_\alpha$$

by sending  $\varepsilon \cosh u$  to  $1/(2\tau)$  while preserving the circles  $\{u = \text{constant}\}$ . Clearly, we are only preserving the length of the circles. By symmetry, we also have

$$\varphi_{j,\alpha+d} : U_{j,\alpha}^- \rightarrow U_{\alpha+d}.$$

By our assumption on the injective radius, the image of  $\varphi_{j,\alpha}$  contains the circle  $|z_\alpha| = \frac{3}{4}R$ . On  $U_\alpha$ , the first fundamental form is

$$I_0 = \frac{1}{\tau^2}(d\tau^2 + d\theta^2).$$

The pullback

$$\varphi_{j,\alpha}^* I_0 = \tanh^2 u \, du^2 + (\varepsilon \cosh u)^2 \, d\theta^2$$

is almost isometric to the metric

$$I_j = du^2 + (\varepsilon \cosh u)^2 \, d\theta^2$$

when  $u$  is large. In particular, for the part where  $\varepsilon \cosh u \geq -1/\log \varepsilon$ , we have that  $\varphi_{j,\alpha}$  converges to an isometry when  $j \rightarrow \infty$ .

Let  $U_\alpha(r)$  denote the subset of  $U_\alpha$  consisting of the points  $|z_\alpha| < r$ . Let  $F = C_0 \setminus \bigcup_{1 \leq \alpha \leq 2d} U_\alpha(\frac{2}{3}R)$ , and let  $\psi_j : F \rightarrow C_j$  be the diffeomorphism with its image. Since  $\psi_j$  converges to an isometry as  $j \rightarrow \infty$ , we can glue  $\psi_j^{-1}$  with the  $\varphi_{j,\alpha}$  — rotating  $\varphi_{j,\alpha}$  if necessary — for  $j$  large enough, to get a map

$$G_j : C_j \setminus \bigcup \gamma_{j,\alpha} \rightarrow C_0$$

with the following properties:

- $G_j$  is a diffeomorphism of  $C_j \setminus \bigcup \gamma_{j,\alpha}$  with its image.
- $G_j = \varphi_{j,\alpha}$  for  $p \in \varphi_{j,\alpha}^{-1}U_\alpha(\frac{2}{3}R)$ ,  $1 \leq \alpha \leq 2d$ .
- $G_j$  is almost an isometry on  $C_j \setminus \bigcup_{1 \leq \alpha \leq 2d} \varphi_{j,\alpha}^{-1}U_\alpha(\frac{2}{3}R)$  and converges to an isometry when  $j \rightarrow \infty$ .

For any conformal metric, the compatible complex structure  $J$  is just a counterclockwise rotation by  $\frac{\pi}{2}$ . We see that almost isometric implies almost holomorphic. Therefore  $G_j^{-1*}K_{C_j}$  converges to  $K_{C_0}$  as subbundles of  $T_{C_0} \otimes \mathbb{C}$ . More precisely, let  $J_j$  be the complex structure compatible with the Riemannian metric  $g_j$ . If the pointwise norm

$$\sup_{v \in T_p, |v|_g=1} |g_j(v, v) - g(v, v)| < \delta,$$

then we have

$$\sup_{v \in T_p, |v|_g=1} |J_j(v) - J(v)|_g < \lambda \delta$$

for some constant  $\lambda$  independent of  $p$  and  $g$ . We call the supremum above the pointwise distance from  $J_j$  to  $J$ . Moreover, if  $g_j$  converges to  $g$  in  $C^2$ -norm, then  $J_j$  converges to  $J$  in  $C^2$ -norm also. If we denote by  $T_j$  the holomorphic tangent space with respect to  $J$ , then the orthogonal projection of  $T_{J_j}$  to  $T_j$  is close to an isometry if  $J_j$  is close to  $J$ . We identify  $T_{J_j}$  with  $T_j$  via this orthogonal projection, and similarly  $K_j = T_{J_j}^*$  with  $K = T_j^*$ , which we will also call an orthogonal projection for simplicity. Since the metric on the canonical bundle is defined by the Kähler form  $\omega$  and  $\omega_j$  converges to  $\omega$ , we have that the Chern connection  $\nabla_j$  on  $K_j$  converges to the Chern connection  $\nabla$  on  $K$ .

#### 4. Convergence of projective embedding

By assigning value 1 on  $\gamma_{j,\alpha}$ , we glue together the pullbacks  $G_j^* \chi_\alpha$  and  $G_j^* \chi_{\alpha+d}$  to get a function denoted by  $\tilde{\chi}_\alpha$  for  $1 \leq \alpha \leq d$ . On each  $\varphi_{j,\alpha}$ , we also consider the  $\tilde{\chi}_\alpha z^\alpha$  as global smooth sections of  $K_{C_j}^{k+1}$ . Then we repeat the construction of  $V_0$  by normalizing the orthogonal projection of  $\tilde{\chi}_\alpha z^\alpha$  onto  $\mathcal{H}_{j,k+1}$  and denote the resulting section by  $s_{j,\alpha,a}$ ,  $|a| < k^{3/4}$ . Then we define

$$V_j = \{s_{j,\alpha,a} : 1 \leq \alpha \leq d, |a| < k^{3/4}\}.$$

We should remark here that the choice of the upper bound  $k^{3/4}$  is not necessary, it is purely a habit from [Sun and Sun 2021]. Notice that the number of sections of  $V_j$  is larger than that of  $V_0$  by the number  $d$ . Those extra sections are  $\{s_{j,\alpha,0}\}_{1 \leq \alpha \leq d}$ . We consider  $s_{j,\alpha,a}$  as a smooth section of  $G_j^{-1*}K_{C_j}^{k+1}$  on image( $G_j$ ). We then define a piecewise smooth section  $\tilde{s}_{j,\alpha,a}$  of  $K_{C_0}^{k+1}$  which equals the orthogonal projection of  $s_{j,\alpha,a}$  to  $K_{C_0}^{k+1}$  on image( $G_j$ ), and equals 0 in the complement. For simplicity, we will say that  $s_{j,\alpha,a}$  converges in some topology if  $\tilde{s}_{j,\alpha,a}$  converges in that topology.

**Proposition 4.1.** *The smooth section  $s_{j,\alpha,a}$  converges to  $s_{\alpha,a}$  for  $a > 0$  and to  $s_{\alpha+d,-a}$  for  $a < 0$ , in  $L^2$ -norm, as  $j \rightarrow \infty$ .*

*Proof.* By symmetry, we only have to prove the result for  $a > 0$ . By taking  $j$  large enough, we can assume that  $p \in C_0 \setminus \bigcup U_\alpha(\varepsilon(j, \alpha))$ . When  $\varepsilon \cosh u \geq -1/\log \varepsilon$ , we observe that  $\tanh^2 u = 1 - (\varepsilon \log \varepsilon)^2$  is very close to 1. So  $\varphi_{j,\alpha}$  is very close to an isometry. For simplicity, we still use the notation  $\varepsilon$  for  $\varepsilon(j, \alpha)$ . Then we look at the integral

$$I_{j,\alpha,a} = 2^{k+2}\pi \int \tilde{\chi}_\alpha^2 \frac{1}{(\varepsilon \cosh u)^{2k}} e^{2at} dt = 2^{k+2}\pi e^{\pi a/\varepsilon} \int \tilde{\chi}_\alpha^2 \frac{1}{(\varepsilon \cosh u)^{2k}} e^{-2a\tau_\varepsilon} d\tau_\varepsilon.$$

On  $C_0$ , we have

$$J_{\alpha,a} = 2^{k+2}\pi \int \chi_\alpha^2 \tau^{2k} e^{-2a\tau} d\tau.$$

For  $I_{j,\alpha,a}$ , by Lemma 2.1, we can truncate the part  $\tau_\varepsilon > -\log \varepsilon$  by introducing a relative error  $< \varepsilon$ . Also for  $J_{\alpha,a}$ , we can truncate the part  $\tau > -\log \varepsilon$  by introducing a relative error  $< \varepsilon$ . Then for the part  $\tau_\varepsilon \leq -\log \varepsilon$ ,

$$\tilde{\chi}_\alpha^2 \frac{1}{(\varepsilon \cosh u)^{2k}} e^{-2a\tau_\varepsilon}$$

converges to  $\chi_\alpha^2 \tau^{2k} e^{-2a\tau}$  uniformly. Therefore  $I_{j,\alpha,a} e^{-\pi a/\varepsilon}$  converges to  $J_{\alpha,a}$  as  $j \rightarrow \infty$ , and therefore  $I_{j,\alpha,a}^{-1/2} z_\alpha^a$  converges to  $J_{\alpha,a}^{-1/2} z_\alpha^a$  as  $j \rightarrow \infty$ . Also for this part, the 1-form  $dz_\alpha/z_\alpha$  converges uniformly to  $dz/z$ . The way to get orthogonal projection onto holomorphic sections is to find the solutions of the equations

$$\bar{\partial} v = \bar{\partial} J_{\alpha,a}^{-1/2} z_\alpha^a \left( \frac{dz}{z} \right)^{k+1} \quad \text{and} \quad \bar{\partial}_j v_j = \bar{\partial}_j I_{j,\alpha,a}^{-1/2} z_\alpha^a \left( \frac{dz_\alpha}{z_\alpha} \right)^{k+1},$$

where we denote by  $\bar{\partial}_j$  the  $\bar{\partial}$  operator on  $C_j$ , with minimal  $L^2$ -norms. Here the  $L^2$ -norms of  $v_j$  and  $v$  are defined with  $v_j$  and  $v$  considered as sections of  $K_{C_j}^{k+1}$  and  $K_{C_0}^{k+1}$ , respectively. In order to prove the conclusion of the lemma, it suffices to prove that  $v_j$  converges to  $v$ . Notice that  $\bar{\partial} v$  is supported within the annulus  $\frac{2}{3}R \leq |z| \leq \frac{3}{4}R \subset U_\alpha$ . By the mass concentration property of  $z_\alpha^a$ , the mass satisfies

$$\|\bar{\partial} v\| < \frac{1}{k^2}.$$

Therefore

$$\int |v|^2 \omega < \frac{1}{k^3},$$

and  $v$  is holomorphic outside the support of  $\bar{\partial} v$ . Since the Bergman kernel is dominated by  $|\sqrt{Y_1^{-1}}z|^2$  and

$$\int_{|z|<\varepsilon} Y_1^{-1} |z|^2 \omega < \varepsilon,$$

we have

$$\int_{|z|<\varepsilon} |v|^2 \omega < \varepsilon$$

in every  $U_\alpha$ . We pull back the restriction  $v$  to  $C_0 \setminus \bigcup U_\alpha(\varepsilon(j, \alpha))$  by  $G_j$ , and use cut-off functions  $\kappa_\varepsilon$  near the edges to get a global smooth section of  $G_j^*(K_{C_0}^{k+1})$ , which is then projected to a smooth section of  $K_{C_j}^{k+1}$ , called  $\tilde{v}_j$ . More explicitly, we define the  $\kappa_\varepsilon$  as a smooth function of  $\tau_\varepsilon$  that equals 1 for  $\tau_\varepsilon < -\log \varepsilon$ , and equals 0 for  $\tau_\varepsilon > -2 \log \varepsilon$ . We can also assume that  $|\kappa'_\varepsilon| < 2/(-\log \varepsilon)$ . We have

$$\nabla^* \nabla v = 2\bar{\partial}^* \bar{\partial} v + (k + 1)v.$$

So

$$\int |\nabla v|^2 \omega = \int 2|\bar{\partial} v|^2 \omega + (k + 1) \int |v|^2 \omega < \frac{3}{k^2}.$$

Therefore,

$$\int |\nabla_j \tilde{v}_j|^2 \omega_j < \frac{4}{k^2} \quad \text{and} \quad \int_{C_j} |\bar{\partial}_j \tilde{v}_j - \bar{\partial}_j v_j|^2 \omega_j = \delta_j,$$

where  $\delta_j \rightarrow 0$  as  $j \rightarrow \infty$ . Then we can solve the equation

$$\bar{\partial}_j u = \bar{\partial}_j \tilde{v}_j - \bar{\partial}_j v_j$$

with minimal  $L^2$ -norm, so that

$$\int_{C_j} |u|^2 \omega_j \leq \frac{1}{k} \delta_j.$$

Since  $v_j$  is a minimal solution,

$$\int |\tilde{v}_j - u|^2 \omega_j \geq \int |v_j|^2 \omega_j.$$

So

$$\int |\tilde{v}_j|^2 \omega_j \geq \int |v_j|^2 \omega_j - \sqrt{\frac{\delta_j}{k^5}}.$$

Conversely, for each  $v_j$ , we first use the cut-off functions  $\kappa_\varepsilon$  to make it vanish near the edges, then we pull it back by  $G_j^{-1}$  to  $C_0$ . By orthogonal projection and extension by 0, we obtain a smooth section  $\tilde{v}^j$  of  $K_{C_0}^{k+1}$ . Similar to  $\tilde{v}_j$ , by Lemma 3.1, we have

$$\int_{C_0} |\bar{\partial} \tilde{v}^j - \bar{\partial} v|^2 \omega_j = \delta'_j,$$

where  $\delta'_j \rightarrow 0$  as  $j \rightarrow \infty$ . Then by solving a  $\bar{\partial}$ -equation again, we get

$$\int |\tilde{v}^j|^2 \omega \geq \int |v|^2 \omega - \sqrt{\frac{\delta'_j}{k^5}}.$$

Since the  $L^2$ -norm of  $\tilde{v}_j$  is close to that of  $v$  and

$$\int |\tilde{v}^j|^2 \omega \leq \int |v_j|^2 \omega_j + \delta''_j,$$

where  $\delta''_j \rightarrow 0$  as  $j \rightarrow \infty$ , we get

$$\int |\tilde{v}_j|^2 \omega_j - \int |v_j|^2 \omega_j \rightarrow 0$$

as  $j \rightarrow \infty$ . Then by the uniqueness of the minimal solution of the  $\bar{\partial}$ -equation, we get

$$\int |\tilde{v}_j - v_j|^2 \omega_j \rightarrow 0$$

as  $j \rightarrow \infty$ . Finally, since the  $L^2$ -norm of  $s_{j,\alpha,a}$  on the area where

$$\frac{1}{\varepsilon \cosh u} < \frac{-1}{2 \log \varepsilon}$$

also goes to 0 as  $j \rightarrow \infty$ , we have proved the theorem. □

The same ideas can be used for the sections in  $W_0$ . For each  $s \in W_0$ , we have

$$\int_{|z| < \varepsilon} |s|^2 \omega < \varepsilon$$

in every  $U_\alpha$ . We pull back the restriction  $s$  to  $C_0 \setminus \bigcup U_\alpha(\varepsilon(j, \alpha))$  by  $G_j$ , and use cut-off functions  $\kappa_\varepsilon$  near the edges to get a global smooth section of  $G_j^*(K_{C_0}^{k+1})$ , which is then projected to a smooth section of  $K_{C_j}^{k+1}$ , called  $\tilde{s}_j$ . Then we have

$$\int_{C_j} |\bar{\partial}_j \tilde{s}_j|^2 \omega_j \rightarrow 0$$

as  $j \rightarrow \infty$ . So we can solve the equation

$$\bar{\partial}_j u_j = \bar{\partial}_j \tilde{s}_j$$

with minimal  $L^2$ -norm to get a holomorphic section  $s_{,j} = u_j + \tilde{s}_j \in \mathcal{H}_{j,k+1}$  satisfying

$$\int_{C_j} |s_{,j}|^2 \omega_j - 1 \rightarrow 0 \quad \text{and} \quad s_{,j} \rightarrow s$$

in  $L^2$ -norm as  $j \rightarrow \infty$ . We have proved the following:

**Lemma 4.2.** *For each  $s \in W_0$ , we can find  $s_{,j} \in \mathcal{H}_{j,k+1}$  such that  $s_{,j}$  converges to  $s$  in the  $L^2$ -norm and  $\|s_{,j}\| \rightarrow 1$  as  $j \rightarrow \infty$ .*

We will denote by  $W_j$  the set of sections  $\{s_{,j} : s \in W_0\}$ . Notice that  $W_j$  is not an orthonormal set, but gets closer as  $j$  gets larger. We fix an order on  $W_0$ , then we order each  $W_j$  accordingly. We give each  $V_j$  the dictionary order. Recall that  $s_{j,\alpha,a}$  corresponds to  $s_{\alpha,a}$  for  $a > 0$  and  $s_{\alpha+d,-a}$  for  $a < 0$ . Then we add 0  $d$  times to  $V_0$ , and order the obtained set  $\tilde{V}_0$  according to the correspondence to  $V_j$ , where each 0 corresponds to a section  $s_{j,\alpha,0}$ ,  $1 \leq \alpha \leq d$ . Then we define the embedding

$$\Phi_j : C_j \rightarrow \mathbb{C}\mathbb{P}^{N_k},$$

where  $N_k = \dim \mathcal{H}_{j,k+1} - 1$ , by  $\Phi_j = [V_j, W_j]$ , where  $[\dots]$  means the homogeneous coordinates. Similarly we define the embedding

$$\Phi_0 : C_0 \rightarrow \mathbb{C}\mathbb{P}^{N_k}$$

by  $\Phi_0 = [\tilde{V}_0, W_0]$ .

Let  $[Z_0, \dots, Z_N]$  be the homogeneous coordinates of  $\mathbb{C}P^N$ .  $U_0 = \{[1, w], w \in \mathbb{C}^N\}$  is a coordinate patch with  $w_i = Z_i/Z_0$ . The  $Z_i$  can be identified as generating sections in  $H^0(\mathbb{C}P^N, \mathcal{O}(1))$ . In particular,  $Z_0$  is a local frame in  $U_0$ . Then on  $U_0$ , the Fubini–Study form  $\omega = \frac{1}{2}i\partial\bar{\partial}\log(1 + |w|^2)$  has the explicit form

$$\omega = \frac{i}{2} \frac{(1 + |w|^2) \sum dw^i \wedge d\bar{w}_i - (\sum \bar{w}_i dw_i)(\sum w_i d\bar{w}_i)}{(1 + |w|^2)^2}.$$

On each  $U_{j,\alpha}$ , within the area  $0 \leq t \leq t_0 = \pi/(2\varepsilon) + \log \varepsilon$ , the image under  $\Phi_j$  is dominated by the two sections  $s_{j,\alpha,0}$  and  $s_{j,\alpha,1}$ , since the contribution of other sections is of relative size  $< k^2\varepsilon$ . We can estimate the map  $[s_{j,\alpha,0}, s_{j,\alpha,1}, 0, \dots]$  by the local sections  $[b_0, b_1z, 0, \dots]$ , with relative error  $< 1/k^2$ , where

$$b_0^{-2} = \frac{2^{k+2}\pi^{3/2}}{\sqrt{2k}}\varepsilon^{-2k-1} \quad \text{and} \quad b_1^{-2} = \frac{2^{k+2}\pi^{3/2}}{\sqrt{2k}}e^{\pi/\varepsilon}k^{2k+1}.$$

So the map is simplified to

$$[1, e^{-\pi/(2\varepsilon)}(\varepsilon k)^{-k-1/2}z, 0, \dots],$$

and we can estimate the length of the image of  $\gamma_{j,\alpha}$  — which is approximately  $2\pi e^{-\pi/(2\varepsilon)}(\varepsilon k)^{-k-1/2}$  — which goes to 0 as  $j \rightarrow \infty$ . So the image of  $\gamma_{j,\alpha}$  converges to  $[1, 0, \dots]$  in the current ordering of coordinates. Similarly, we can estimate the length of the image of the circle  $t_0 = \pi/(2\varepsilon) + \log \varepsilon$  — which is approximately  $(2\pi/\varepsilon)(\varepsilon k)^{k+1/2}$  — which goes to 0 as  $j \rightarrow \infty$ . Therefore, the image of the circle  $t_0 = \pi/(2\varepsilon) + \log \varepsilon$  converges to  $[0, 1, \dots]$  in the current ordering of coordinates. Notice that  $e^{-\pi/(2\varepsilon)}(\varepsilon k)^{-k-1/2}|z|$  goes to  $\infty$  at  $t_0$ , so the image of the area  $0 \leq t \leq t_0 = \pi/(2\varepsilon) + \log \varepsilon$  converges to the complex projective line connecting the points  $[1, 0, 0, \dots]$  and  $[0, 1, 0, \dots]$  in the current ordering of coordinates. This area is the bubble mentioned in the introduction. By symmetry, the image of the area  $0 \geq t \geq -t_0$  also converges to a complex projective line.

For the part  $G_j^{-1}(C_0 \setminus \bigcup U_\alpha(\varepsilon(j, \alpha)))$ , the sections  $\{s_{j,\alpha,0}\}_{1 \leq \alpha \leq d}$  are negligible. So the convergence of the remaining sections in  $V_j$  and  $W_j$  in the  $L^2$  sense implies that the image of  $G_j^{-1}(C_0 \setminus \bigcup U_\alpha(\varepsilon(j, \alpha)))$  under  $\Phi_j$  converges to the image of  $\Phi_0$ . To conclude the proof of the main theorem, we only have to notice that although  $V_j \cup W_j$  is not orthonormal, we can modify them. The sections in  $W_j$  are almost orthonormal, so we can transform them to be orthonormal with a matrix  $A_j$  whose difference from the identity matrix goes to 0 as  $j \rightarrow \infty$  in  $L^\infty$ -norm. And the modified sections still converge to sections in  $W_0$  in  $L^2$ . We first apply a Gram–Schmidt process to the set  $V_0$ , then we apply a Gram–Schmidt process following the order of  $V_0$  to the set  $V_j \setminus \{s_{j,\alpha,0}\}_{1 \leq \alpha \leq d}$ . Finally, since the sections  $\{s_{j,\alpha,0}\}_{1 \leq \alpha \leq d}$  are almost orthonormal and almost orthogonal to the other section in  $V_j$ , we can modify the new  $V_j$  again with a matrix  $B_j$  whose difference from the identity matrix goes to 0 as  $j \rightarrow \infty$  in  $L^\infty$ -norm to get an orthonormal set. And we have proved the main theorem.

### Acknowledgements

The author would like to thank Professor Song Sun for many very helpful discussions. The author would also like to thank the referees, whose many suggestions help improve the article dramatically.

### References

- [Deligne and Mumford 1969] P. Deligne and D. Mumford, “The irreducibility of the space of curves of given genus”, *Inst. Hautes Études Sci. Publ. Math.* **36** (1969), 75–109. MR Zbl
- [Donaldson 2001] S. K. Donaldson, “Scalar curvature and projective embeddings, I”, *J. Differential Geom.* **59**:3 (2001), 479–522. MR Zbl
- [Donaldson and Sun 2014] S. Donaldson and S. Sun, “Gromov–Hausdorff limits of Kähler manifolds and algebraic geometry”, *Acta Math.* **213**:1 (2014), 63–106. MR Zbl
- [Donaldson and Sun 2017] S. Donaldson and S. Sun, “Gromov–Hausdorff limits of Kähler manifolds and algebraic geometry, II”, *J. Differential Geom.* **107**:2 (2017), 327–371. MR Zbl
- [Dong 2023] R. X. Dong, “Boundary asymptotics of the relative Bergman kernel metric for curves”, *Calc. Var. Partial Differential Equations* **62**:1 (2023), art. id. 10. MR Zbl
- [Honda et al. 2019] S. Honda, S. Sun, and R. Zhang, “A note on the collapsing geometry of hyperkähler four manifolds”, *Sci. China Math.* **62**:11 (2019), 2195–2210. MR Zbl
- [Song 2017] J. Song, “Degeneration of Kähler–Einstein manifolds of negative scalar curvature”, preprint, 2017. arXiv 1706.01518
- [Sun 2013] S. Sun, “Note on  $K$ -stability of pairs”, *Math. Ann.* **355**:1 (2013), 259–272. MR Zbl
- [Sun 2017] J. Sun, “Estimations of the Bergman kernel of the punctured disk”, preprint, 2017. arXiv 1706.01018
- [Sun 2019] J. Sun, “Projective embedding of pairs and logarithmic  $K$ -stability”, *Math. Ann.* **375**:3-4 (2019), 1307–1336. MR Zbl
- [Sun and Sun 2021] J. Sun and S. Sun, “Projective embedding of log Riemann surfaces and  $K$ -stability”, *J. Geom. Anal.* **31**:6 (2021), 5526–5554. MR Zbl
- [Tian 1990] G. Tian, “On a set of polarized Kähler metrics on algebraic manifolds”, *J. Differential Geom.* **32**:1 (1990), 99–130. MR Zbl
- [Wolpert 1990] S. A. Wolpert, “The hyperbolic metric and the geometry of the universal curve”, *J. Differential Geom.* **31**:2 (1990), 417–472. MR Zbl

Received 27 Jul 2020. Revised 23 May 2022. Accepted 22 Nov 2022.

JINGZHOU SUN: [jzsun@stu.edu.cn](mailto:jzsun@stu.edu.cn)

Department of Mathematics, Shantou University, Shantou City, Guangdong, China

# Analysis & PDE

msp.org/apde

## EDITOR-IN-CHIEF

Clément Mouhot Cambridge University, UK  
c.mouhot@dpmms.cam.ac.uk

## BOARD OF EDITORS

Massimiliano Berti	Scuola Intern. Sup. di Studi Avanzati, Italy berti@sissa.it	William Minicozzi II	Johns Hopkins University, USA minicozz@math.jhu.edu
Zbigniew Blocki	Uniwersytet Jagielloński, Poland zbigniew.blocki@uj.edu.pl	Werner Müller	Universität Bonn, Germany mueller@math.uni-bonn.de
Charles Fefferman	Princeton University, USA cf@math.princeton.edu	Igor Rodnianski	Princeton University, USA irod@math.princeton.edu
David Gérard-Varet	Université de Paris, France david.gerard-varet@imj-prg.fr	Yum-Tong Siu	Harvard University, USA siu@math.harvard.edu
Colin Guillarmou	Université Paris-Saclay, France colin.guillarmou@universite-paris-saclay.fr	Terence Tao	University of California, Los Angeles, USA tao@math.ucla.edu
Ursula Hamenstaedt	Universität Bonn, Germany ursula@math.uni-bonn.de	Michael E. Taylor	Univ. of North Carolina, Chapel Hill, USA met@math.unc.edu
Peter Hintz	ETH Zurich, Switzerland peter.hintz@math.ethz.ch	Gunther Uhlmann	University of Washington, USA gunther@math.washington.edu
Vadim Kaloshin	Institute of Science and Technology, Austria vadim.kaloshin@gmail.com	András Vasy	Stanford University, USA andras@math.stanford.edu
Izabella Laba	University of British Columbia, Canada ilaba@math.ubc.ca	Dan Virgil Voiculescu	University of California, Berkeley, USA dvv@math.berkeley.edu
Anna L. Mazzucato	Penn State University, USA alm24@psu.edu	Jim Wright	University of Edinburgh, UK j.r.wright@ed.ac.uk
Richard B. Melrose	Massachusetts Inst. of Tech., USA rbm@math.mit.edu	Maciej Zworski	University of California, Berkeley, USA zworski@math.berkeley.edu
Frank Merle	Université de Cergy-Pontoise, France merle@ihes.fr		

## PRODUCTION

production@msp.org

Silvio Levy, Scientific Editor

---

See inside back cover or [msp.org/apde](http://msp.org/apde) for submission instructions.


The subscription price for 2024 is US \$440/year for the electronic version, and \$690/year (+\$65, if shipping outside the US) for print and electronic. Subscriptions, requests for back issues from the last three years and changes of subscriber address should be sent to MSP.

Analysis & PDE (ISSN 1948-206X electronic, 2157-5045 printed) at Mathematical Sciences Publishers, 798 Evans Hall #3840, c/o University of California, Berkeley, CA 94720-3840, is published continuously online.

---

APDE peer review and production are managed by EditFlow<sup>®</sup> from MSP.

PUBLISHED BY

 **mathematical sciences publishers**  
nonprofit scientific publishing

<http://msp.org/>

© 2024 Mathematical Sciences Publishers

# ANALYSIS & PDE

Volume 17 No. 6 2024

---

Projective embedding of stably degenerating sequences of hyperbolic Riemann surfaces JINGZHOU SUN	1871
Uniqueness of excited states to $-\Delta u + u - u^3 = 0$ in three dimensions ALEX COHEN, ZHENHAO LI and WILHELM SCHLAG	1887
On the spectrum of nondegenerate magnetic Laplacians LAURENT CHARLES	1907
Variational methods for the kinetic Fokker–Planck equation DALLAS ALBRITTON, SCOTT ARMSTRONG, JEAN-CHRISTOPHE MOURRAT and MATTHEW NOVACK	1953
Improved endpoint bounds for the lacunary spherical maximal operator LAURA CLADEK and BENJAMIN KRAUSE	2011
Global well-posedness for a system of quasilinear wave equations on a product space CÉCILE HUNEAU and ANNALaura STINGO	2033
Existence of resonances for Schrödinger operators on hyperbolic space DAVID BORTHWICK and YIRAN WANG	2077
Characterization of rectifiability via Lusin-type approximation ANDREA MARCHESE and ANDREA MERLO	2109
On the endpoint regularity in Onsager’s conjecture PHILIP ISETT	2123
Extreme temporal intermittency in the linear Sobolev transport: Almost smooth nonunique solutions ALEXEY CHESKIDOV and XIAOYUTAO LUO	2161
$L^p$ -polarity, Mahler volumes, and the isotropic constant BO BERNDTSSON, VLASSIS MASTRANTONIS and YANIR A. RUBINSTEIN	2179