

The topology of the space of J -holomorphic maps to $\mathbb{C}P^2$

JEREMY MILLER

The purpose of this paper is to generalize a theorem of Segal proving that the space of holomorphic maps from a Riemann surface to a complex projective space is homology equivalent to the corresponding space of continuous maps through a range of dimensions increasing with degree. We will address if a similar result holds when other almost-complex structures are put on a projective space. For any compatible almost complex structure J on $\mathbb{C}P^2$, we prove that the inclusion map from the space of J -holomorphic maps to the space of continuous maps induces a homology surjection through a range of dimensions tending to infinity with degree. The proof involves comparing the scanning map of topological chiral homology with analytic gluing maps for J -holomorphic curves. This is an extension of the author's work regarding genus-zero case.

53D05; 55P48

1 Introduction

This paper represents a continuation of the work done in [23] generalizing the results of Segal in [30]. To state these results, let us first fix some notation.

Definition 1.1 For a complex manifold M , complex curve (Σ_g, j) of genus g and $A \in H_2(M)$, let $\text{Hol}_A((\Sigma_g, j), M)$ denote the space of holomorphic maps $u: \Sigma_g \rightarrow M$ with $u_*[\Sigma_g] = A$. Fix points $\text{pt} \in \Sigma_g$ and $m_0 \in M$. Let $\text{Hol}_A^*((\Sigma_g, j), M)$ denote the subspace of maps u with $u(\text{pt}) = m_0$. Likewise, let $\text{Map}_A((\Sigma_g, j), M)$ and $\text{Map}_A^*((\Sigma_g, j), M)$ denote the corresponding spaces of continuous maps.

The complex structure on Σ_g and $\mathbb{C}P^m$ respectively give a preferred choice of fundamental class on Σ_g and a natural isomorphism $H_2(\mathbb{C}P^m) = \mathbb{Z}$. The integer corresponding to a homology class is called degree and agrees with the algebraic notion of degree for algebraic maps. In [30], Segal proved a theorem comparing the topology of $\text{Hol}_d^*((\Sigma_g, j), \mathbb{C}P^m)$ and $\text{Map}_d^*((\Sigma_g, j), \mathbb{C}P^m)$.

Theorem 1.2 *The inclusion map $i: \text{Hol}_d^*((\Sigma_g, j), \mathbb{C}P^m) \rightarrow \text{Map}_d^*((\Sigma_g, j), \mathbb{C}P^m)$ induces an isomorphism on homology groups H_i for $i < (d - 2g)(2m - 1)$ and a surjection for $i = (d - 2g)(2m - 1)$.*

This theorem has been generalized in many ways. For example, Guest proved a similar result when complex projective space is replaced by an arbitrary toric variety [10]. We consider a different generalization motivated by symplectic geometry. In personal communication with Ralph Cohen, Yakov Eliashberg asked the following question:

Question Is Segal's theorem still true if the standard complex structure on $\mathbb{C}P^m$ is replaced by some other almost complex structure J on $\mathbb{C}P^m$ compatible with the standard symplectic form?

Even for complex manifolds, it is still interesting to consider J -holomorphic curves for nonintegrable almost complex structures J . By allowing the almost complex structure to vary, one can show that various moduli spaces are manifolds or smooth orbifolds. Also, since embedded J -holomorphic curves are symplectic submanifolds, the topology of spaces of J -holomorphic curves is relevant to the symplectic isotopy problem; see Sikorav [33] and Siebert and Tian [32]. Although the space of almost complex structures compatible with a symplectic form is contractible, the topology of the space of J -holomorphic curves can depend on choice of J . For example, in [1], Abreu considered the case of a symplectic form on $S^2 \times S^2$ where the two spheres have different areas. He proved that the space of J -holomorphic curves representing the homology class of the larger sphere can be empty or nonempty depending on the choice of compatible almost complex structure.

The question of generalizing Segal's theorem to the case of J -holomorphic curves has been discussed in Cohen, Jones and Segal [6], Savelyev [28] and the author [23]. In [6], they discuss a possible Morse-theoretic approach and in [28], they describe a related problem involving the notion of q -complete symplectic manifolds. In [23], a partial answer to Eliashberg's question was given for genus-zero curves in $\mathbb{C}P^2$. Namely, the author proved the following theorem.

Theorem 1.3 *Let J be any almost complex structure on $\mathbb{C}P^2$ compatible with the standard symplectic form. The inclusion map*

$$i: \text{Hol}_d^*(\mathbb{C}P^1, (\mathbb{C}P^2, J)) \rightarrow \text{Map}_d^*(\mathbb{C}P^1, \mathbb{C}P^2)$$

induces a surjection on H_i for $i \leq 3d - 3$.

The purpose of this paper is to generalize the above theorem to higher-genus J -holomorphic curves in $\mathbb{C}P^2$. Specifically, we prove the following theorem.

Theorem 1.4 *Let J be any compatible almost complex structure on $\mathbb{C}P^2$. The inclusion map*

$$i: \text{Hol}_d^*(\Sigma_g, (\mathbb{C}P^2, J)) \rightarrow \text{Map}_d^*(\Sigma_g, \mathbb{C}P^2)$$

induces a surjection on homology groups H_i for $i \leq (d - g - 1)/3$.

Here the symbol $\text{Hol}(\Sigma_g, \cdot)$ denotes the space of all maps from Σ_g which are holomorphic for some complex structure on Σ_g . In Remark 5, we note that this theorem can be strengthened to show that there are complex structures j on Σ_g such that $\text{Hol}_d^*((\Sigma_g, j), (\mathbb{C}P^2, J)) \rightarrow \text{Map}_d^*(\Sigma_g, \mathbb{C}P^2)$ is a homology surjection in range. However, our methods do not suffice to establish this strengthened result for all complex structures on Σ_g .

These results are a generalization of Segal's theorem in [30] in the sense that general almost complex structures on the range are considered, but also are a weakening of Segal's theorem in the sense that homology isomorphism is replaced by homology surjection. The range of dimensions is also worse than that of Segal and we only consider very special complex structures on the domain whereas Segal's result is true for any fixed complex structure on the domain.

Segal's proof involves first noting that all holomorphic maps between Σ_g and $\mathbb{C}P^m$ are algebraic. Then he relates spaces of polynomials to configuration spaces of labeled particles which can be compared to mapping spaces via scanning maps in a manner similar to Segal [29], McDuff [20] and Kallel [14]. However, for general almost complex structures, it is completely unclear how to produce a configuration space model for J -holomorphic mapping spaces.

The study of J -holomorphic curves is very different in dimensions 2, 4 and above. All almost complex structures on real 2-dimensional manifolds are integrable and $\mathbb{C}P^1$ admits a unique complex structure up to diffeomorphism. Thus Segal's original theorem applies directly to all almost complex structures on $\mathbb{C}P^1$. We focus on the case of real 4-dimensional symplectic manifolds because of the phenomenon of automatic transversality discovered by Gromov in [9]. Using Gromov compactness and automatic transversality, Gromov proved that the topology of the space of degree-one rational J -holomorphic maps to $\mathbb{C}P^2$ is independent of choice of almost complex structure. We extend this result to degree-two rational J -holomorphic maps. Because automatic transversality does not hold for manifolds of dimension 6 or above, we have so far been unable to make progress generalizing Segal's theorem in higher dimensions.

Even in dimension 4, complications arise preventing us from simply proving that the topology of J -holomorphic mapping spaces is independent of J in higher degrees and genera. However, we leverage these results about low-degree genus-zero J -holomorphic maps to draw conclusions about higher degree and genus mapping spaces using a gluing argument. This is similar in spirit to the arguments used by Atiyah and Jones in [3] to study the topology of spaces of solutions to the Yang-Mills equation.

For J_0 the standard integrable complex structure, Frederick Cohen introduced a little 2-disks (D_2) algebra structure on $\text{Hol}^*(\mathbb{C}P^1, (\mathbb{C}P^2, J_0))$ given by juxtaposition of roots

of polynomials; see Boyer and Mann [5]. This gives a way of constructing high-degree J_0 -holomorphic rational maps out of low-degree holomorphic rational maps. In [23], this construction was generalized using a gluing construction to construct a partial D_2 -algebra structure on $\text{Hol}^*(\mathbb{C}P^1, (\mathbb{C}P^2, J))$ for any compatible almost complex structure J . To study higher-genus mapping spaces, we use ideas from topological chiral homology; see Salvatore [27] and [2; 18; 24].

Topological chiral homology gives a construction which takes in an E_n -algebra in spaces A and a parallelized n -manifold M as inputs and produces a space $\int_M A$. Intuitively, this space can be thought of as a space of collections of points in M with labels in A , topologized in such a way that when points collide, their labels add using the E_n structure. The space $\int_M A$ comes with a natural map $s: \int_M A \rightarrow \text{Map}^c(M, B^n A)$, with $B^n A$ being the n -fold delooping of A and Map^c denoting the space of compactly supported maps. This map is called the scanning map and is often a homotopy equivalence [18] and always a stable homology equivalence [24]. The term *stable homology equivalence* is a slight weakening of the condition that a map induces a homology equivalence though a range of dimensions tending to infinity. See Section 2 for a definition. To illustrate how ideas from topological chiral homology could be useful, we give a hypothetical proof of Theorem 1.4 under the (still unknown) hypothesis that the topology of the space $\text{Hol}^*(\mathbb{C}P^1, (\mathbb{C}P^m, J))$ is independent of J . Afterwards, we will explain what modifications are needed to make this hypothetical proof into an actual proof.

Hypothetical proof First suppose that we could prove that the topology of the space $\text{Hol}^*(\mathbb{C}P^1, (\mathbb{C}P^m, J))$ is independent of J and that this space has a natural D_2 -action. Furthermore, suppose that we could construct a gluing map g making the following diagram homotopy commute:

$$\begin{array}{ccc}
 \int_{\Sigma_g\text{-pt}} \text{Hol}^*(\mathbb{C}P^1, (\mathbb{C}P^m, J)) & \xrightarrow{g} & \text{Hol}^*(\Sigma_g, (\mathbb{C}P^m, J)) \\
 \downarrow s & & \downarrow i \\
 \text{Map}^c(\Sigma_g\text{-pt}, B^2 \text{Hol}^*(\mathbb{C}P^1, (\mathbb{C}P^m, J))) & \longrightarrow & \text{Map}^*(\Sigma_g, \mathbb{C}P^m)
 \end{array}$$

If we assume that the topology of $\text{Hol}^*(\mathbb{C}P^1, (\mathbb{C}P^m, J))$ is independent of J , then Segal’s theorem implies that $B^2 \text{Hol}^*(\mathbb{C}P^1, (\mathbb{C}P^m, J)) \simeq \mathbb{C}P^m$ and hence the bottom row is a homotopy equivalence. Since the scanning map s is a stable homology equivalence, we could conclude that i is stably a homology surjection.

Unfortunately, we have thus far not been able to prove that the topology of the spaces $\text{Hol}^*(\mathbb{C}P^1, (\mathbb{C}P^m, J))$ are independent of choice of almost complex structure J . However, it is true that the topology of $\text{Hol}_k^*(\mathbb{C}P^1, (\mathbb{C}P^2, J))$ is independent of J for $k \leq 2$.

We will define a partial D_2 -algebra which we call R_2 which naturally maps to a neighborhood of $\bigsqcup_{k \leq 2} \text{Hol}_k^*(\mathbb{C}P^1, (\mathbb{C}P^2, J))$ in $\text{Map}^*(\mathbb{C}P^1, \mathbb{C}P^2)$ and has the property that the 2-fold delooping of its completion as a D_2 -algebra is homotopy equivalent to $\mathbb{C}P^2$. Moreover, we show that the scanning map $s: \int_{\Sigma_g - \text{pt}} R_2 \rightarrow \text{Map}^*(\Sigma_g, \mathbb{C}P^2)$ induces a homology equivalence on connected components in a range tending to infinity with degree. Thus, our hypothetical proof becomes an actual proof in the case of $\mathbb{C}P^2$ after replacing $\text{Hol}^*(\mathbb{C}P^1, (\mathbb{C}P^2, J))$ by the yet to be defined partial D_2 -algebra R_2 . The definition of the map $R_2 \rightarrow \bigsqcup_{k \leq 2} \text{Map}_k^*(\mathbb{C}P^1, \mathbb{C}P^2)$ uses the fact that $\bigsqcup_{k \leq 2} \text{Hol}_k^*(\mathbb{C}P^1, (\mathbb{C}P^2, J))$ is homotopy equivalent to $\bigsqcup_{k \leq 2} \text{Hol}_k^*(\mathbb{C}P^1, (\mathbb{C}P^2, J_0))$. This is the primary difficulty in extending this argument to higher dimensions.

We prove these properties of $\int_{\Sigma_g - \text{pt}} R_2$ by proving that it is homotopy equivalent to the so-called bounded symmetric product of $\Sigma_g - \text{pt}$. The work of Kallel in [13] and Yamaguchi in [35] show that these bounded symmetric products give models of the space of continuous maps from a surface to a complex projective space. These results imply that $H_*(\int_{\Sigma_g} R_2)$ approximates $H_*(\text{Map}^*(\Sigma_g, \mathbb{C}P^2))$.

To construct the gluing map g , we follow [33], which is a generalization of the techniques of [22, Appendix A]. As in [33], we use automatic transversality arguments to prove the transversality conditions needed to construct gluing maps.

The organization of the paper is as follows. In Section 2, we discuss scanning theorems for topological chiral homology. In Section 3, we define R_2 and compare its topological chiral homology to bounded symmetric products. In Section 4, we review some aspects of the theory of orbifolds which will be needed when analyzing various moduli spaces. In Section 5, we review the basic theory of J -holomorphic curves and automatic transversality. In Section 6, we review Gromov's proof that the space of degree-one rational J -holomorphic maps is independent of J and extend these arguments to the case of degree-two maps. In Section 7, we construct the gluing map g . Finally, in Section 8, we compare g to scanning maps and prove the main theorem.

Acknowledgments This paper is based on work done as part of my doctoral dissertation at Stanford University, conducted under the supervision of Ralph Cohen. I would like to thank him as well as Ricardo Andrade, Eleny Ionel, Alexander Kupers and John Pardon for many helpful discussions. Additionally, I am grateful for the useful and important comments from the referee which, in particular, led to the discovery of a major error in an earlier version of this paper.

2 Topological chiral homology

Topological chiral homology refers to a family of equivalent constructions introduced in [2; 18; 27] and others. Given a D_n -algebra A and a parallelized n -manifold M , one constructs a space $\int_M A$ and a map $s: \int_M A \rightarrow \text{Map}^c(M, B^n A)$, the space of compactly supported maps. This map is called the scanning map and induces an isomorphism in homology after a procedure called stabilizing which we recall in this section. We will be interested in the case when the manifold is $\Sigma_g - \text{pt}$ since we are interested in the space $\text{Map}^*(\Sigma_g, \mathbb{C}P^2) \simeq \text{Map}^c(\Sigma_g - \text{pt}, \mathbb{C}P^2)$. In this section we review Andrade’s model of topological chiral homology [2] and state a scanning theorem from [24]. This model of topological chiral homology is constructed via May’s two-sided bar-construction [19]. See [24] for the proof of the main theorem of this section. See Francis [7] for a proof that Andrade’s model of topological chiral homology is equivalent to that of Lurie in [18].

2.1 Operads, algebras and modules

In this subsection we review the definition of operads and their modules and algebras. In this paper, we only work in the category of spaces. However, most constructions work more generally, and for other applications, it is interesting to work with chain complexes or spectra. The data of an operad includes the data of Σ -space (called symmetric sequences in spoken language).

Definition 2.1 A Σ -space is a collection of spaces $\{X(k)\}_{k \in \mathbb{N}_0}$ such that $X(k)$ has an action of the symmetric group Σ_k . A map between Σ -spaces $f: X \rightarrow Y$ is a collection of equivariant maps $\{f_k\}_{k \in \mathbb{N}_0}$ with $f_k: X(k) \rightarrow Y(k)$.

The category of Σ -spaces has a (nonsymmetric) monoidal structure defined as follows.

Definition 2.2 For X and Y Σ -spaces, $X \otimes Y$ is the Σ -space such that $(X \otimes Y)(k) = \bigsqcup_{j=0}^\infty X(j) \times_{\Sigma_j} \bigsqcup_{f \in \text{Map}(k,j)} \prod_{i=1}^j Y(|f^{-1}(i)|)$. Here $\text{Map}(k, j)$ is the set of maps from $\{1, \dots, k\}$ to $\{1, \dots, j\}$ and Σ_k acts via precomposition.

Note that the unit with respect to this product is given by the Σ -space ι with

$$\iota(n) = \begin{cases} \{\text{id}\} & \text{if } n = 1, \\ \emptyset & \text{if } n \neq 1. \end{cases}$$

Definition 2.3 An operad is a monoid in the category of Σ -spaces.

In other words, an operad \mathcal{O} is a Σ -space with maps $m: \mathcal{O} \otimes \mathcal{O} \rightarrow \mathcal{O}$ and $i: \iota \rightarrow \mathcal{O}$ satisfying the obvious compatibility relations. Denote the image of ι by $\text{id} \in \mathcal{O}(1)$. For the purposes of this paper, we will be primarily interested in the little 2-disks operad D_2 . Let \mathbb{D}^n denote the unit n -disk in \mathbb{R}^n .

Definition 2.4 Let D_n be the Σ -space with $D_n(k)$ being the space of disjoint embeddings of $\bigsqcup_{i=1}^k \mathbb{D}^n$ into \mathbb{D}^n which are compositions of dilations and translations. Topologize this space with the subspace topology inside the space of all continuous maps with the compact open topology. This forms an operad via composition of embeddings.

Definition 2.5 Let \mathcal{O} be an operad. A left \mathcal{O} -module is a Σ -space \mathcal{L} and a map $p: \mathcal{O} \otimes \mathcal{L} \rightarrow \mathcal{L}$ such that the following diagrams commute:

$$\begin{array}{ccc}
 \mathcal{O} \otimes \mathcal{O} \otimes \mathcal{L} & \xrightarrow{\text{id} \otimes p} & \mathcal{O} \otimes \mathcal{L} \\
 m \otimes \text{id} \downarrow & & p \downarrow \\
 \mathcal{O} \otimes \mathcal{L} & \xrightarrow{p} & \mathcal{L}
 \end{array}
 \qquad
 \begin{array}{ccc}
 \iota \otimes \mathcal{L} & \xrightarrow{i} & \mathcal{O} \otimes \mathcal{L} \\
 & \searrow & p \downarrow \\
 & & \mathcal{L}
 \end{array}$$

Definition 2.6 A partial left module \mathcal{P} over an operad \mathcal{O} is the data of sub- Σ -space $\text{Comp} \hookrightarrow \mathcal{O} \otimes \mathcal{P}$ and a map $p: \text{Comp} \rightarrow \mathcal{P}$ such that

$$(m \otimes \text{id})^{-1}(\text{Comp}) = (\text{id} \otimes p)^{-1}(\text{Comp}) \subset \mathcal{O} \otimes \mathcal{O} \otimes \mathcal{P}$$

and the diagrams analogous to the ones above commute (replace $\mathcal{O} \otimes \mathcal{O} \otimes \mathcal{L}$ with $(m \otimes \text{id})^{-1}(\text{Comp})$).

The name Comp is short for the space of composable elements and operations. We likewise define right modules and partial right modules over operads. There is a functor from spaces to Σ -spaces which sends a space X to the Σ -space with

$$X(n) = \begin{cases} X & \text{if } n = 0, \\ \emptyset & \text{if } n \neq 0. \end{cases}$$

We will ignore the distinction between a space and its image as a Σ -space.

Definition 2.7 For an operad \mathcal{O} , an \mathcal{O} -algebra is a space A with the structure of a left \mathcal{O} -module.

Note that if X is a Σ -space and Y is a space, then the formula for $X \otimes Y$ simplifies to $X \otimes Y = \bigsqcup_j X(j) \times_{\Sigma_j} Y^j$. One can build a right D_n -module out of embeddings of disks in a parallelizable n -manifold as follows. For oriented manifolds M and N , let $\text{Emb}^+(M, N)$ denote the space of all smooth orientation preserving embeddings of M into N .

Definition 2.8 Let M be a parallelized n -manifold. Using the parallelization, the derivative of a map $f \in \text{Emb}^+(\mathbb{D}^n, M)$ at each point can be identified with a matrix in $\text{GL}_n^+(\mathbb{R})$, the group of matrices with positive determinant. Let P denote the path space of $\text{Map}(\mathbb{D}^n, \text{SL}_n(\mathbb{R}))$ based at the map which sends every point in \mathbb{D}^n to the identity matrix. Let $\text{ev}: P \rightarrow \text{Map}(\mathbb{D}^n, \text{SL}_n(\mathbb{R}))$ be the evaluation at 1 map and let $D: \text{Emb}(\bigsqcup_{i=1}^k \mathbb{D}^n, M) \rightarrow \text{Map}(\mathbb{D}^n, \text{SL}_n(\mathbb{R}))^k$ be the map that records the derivatives of the embeddings at every point divided by the n^{th} root of its determinate. Let $D(M)(k)$ denote pullback of the following diagram:

$$\begin{array}{ccc}
 D(M)(k) & \longrightarrow & P^k \\
 \downarrow & & \downarrow \text{ev}^k \\
 \text{Emb}^+\left(\bigsqcup_{i=1}^k \mathbb{D}^n, M\right) & \xrightarrow{D} & \text{Map}(\mathbb{D}^n, \text{SL}_n(\mathbb{R}))^k
 \end{array}$$

The spaces $D(M)(k)$ assemble to form a Σ -space denoted $D(M)$. The paths of matrices serve to make $D(M)$ homotopy equivalent to the space of configurations of ordered distinct points in M . That is, the map which sends a collection of embeddings to the image of the centers of each disk induces a homotopy equivalence between $D(M)(k)$ and $M^k - \Delta_{\text{fat}}$ where Δ_{fat} is the fat diagonal. The space $D(M)$ has the structure of a right D_n -module as follows. The embeddings transform by composition of embeddings and the paths of matrices transform by restriction to smaller disks. The reason we divide by the n^{th} root of the determinate is to remove the dependence of the derivative of $e: \mathbb{D}^n \rightarrow M$ on dilations of the domain.¹

2.2 The two-sided bar construction

In this section, we will describe a definition of topological chiral homology due to Andrade in [2]. It is based on the two-sided bar construction introduced by May in [19].

¹In [24] a different but homotopic definition of $D(M)(k)$ was given. However, in [24] the description of the right D_n -module structure for $D(M)$ has an error in it. The definition used in this paper corrects that error.

The purpose of this subsection is to describe May’s two-sided bar construction. From now on, we will also assume that all operads \mathcal{O} have $\mathcal{O}(0) = \{0\}$. All algebras that we will consider will have a basepoint $a_0 \in A$ and we require that $p(0) = a_0$. We likewise require that all right modules \mathcal{R} have $\mathcal{R}(0) = \{r_0\}$. We will recall the functor on the category of based spaces (Top_*) associated to a right module.

Definition 2.9 For (X, a_0) a based space and \mathcal{R} a right module over an operad \mathcal{O} , define a functor $R: \text{Top}_* \rightarrow \text{Top}_*$ by $RX = \mathcal{R} \otimes X / \sim$. Here \sim is the relation that if $r \in \mathcal{R}$ and $x_i \in X$, then $(r; x_1, \dots, a_0, \dots, x_n) \sim (r'; x_1, \dots, x_n)$ with r' the composition of r with $(\text{id}, \dots, \text{id}, 0, \text{id}, \dots, \text{id})$.

We will use the convention that calligraphy style fonts are for symmetric sequences and regular fonts are for the associated functor.

Definition 2.10 For an operad \mathcal{O} , let $O: \text{Top}_* \rightarrow \text{Top}_*$ be the associated functor. We define an \mathcal{O} -functor (called right \mathcal{O} -functors elsewhere) to be a functor $R: \text{Top}_* \rightarrow \text{Top}_*$ and natural transformation $\xi: RO \rightarrow R$ making the following diagrams commute for every based space X :

$$\begin{array}{ccc}
 RX & \xrightarrow{R\eta} & ROX \\
 \searrow \text{id} & & \downarrow \xi \\
 & & R
 \end{array}
 \qquad
 \begin{array}{ccc}
 ROOX & \xrightarrow{R\mu} & ROX \\
 \xi \downarrow & & \xi \downarrow \\
 ROX & \xrightarrow{\xi} & R
 \end{array}$$

Here η is the natural transformation induced by the unit of the operad and μ is the natural transformation induced by operad composition.

Note that right \mathcal{O} -modules induce \mathcal{O} -functors. We now recall May’s two-sided bar construction. We give a slight modification that works for partial algebras over an operad. Let \mathcal{P} be a partial algebra over an operad \mathcal{O} . Let $\text{Comp}^k \subset \mathcal{O}^{\otimes k} \otimes \mathcal{P}$ be the subspace of composable morphisms. Let QComp^k be the image of Comp^k in $\mathcal{O}^k \mathcal{P}$. In other words, QComp^k is the quotient of Comp^k under basepoint relations.

Definition 2.11 For \mathcal{O} an operad, \mathcal{P} a partial \mathcal{O} -algebra and R an \mathcal{O} -functor, define $B_\bullet(R, \mathcal{O}, \mathcal{P})$ to be the following simplicial space. The space of k simplices of $B_\bullet(R, \mathcal{O}, \mathcal{P})$ will be $R(\text{QComp}^k)$. The partial algebra composition map $\text{Comp} \rightarrow \mathcal{P}$ induces a map $\text{QComp}^k \rightarrow \text{QComp}^{k-1}$, hence a map $d_0: B_k(R, \mathcal{O}, \mathcal{P}) \rightarrow B_{k-1}(R, \mathcal{O}, \mathcal{P})$. The operad composition map $\mathcal{O} \otimes \mathcal{O} \rightarrow \mathcal{O}$ gives $k - 1$ maps $d_i: B_k(R, \mathcal{O}, \mathcal{P}) \rightarrow B_{k-1}(R, \mathcal{O}, \mathcal{P})$ for $i = 1, \dots, k - 1$ and the \mathcal{O} -functor composition map $RO \rightarrow R$

gives another map, $d_k: B_k(R, \mathcal{O}, \mathcal{P}) \rightarrow B_{k-1}(R, \mathcal{O}, \mathcal{P})$. These maps will be the face map of $B_\bullet(R, \mathcal{O}, \mathcal{P})$. The degeneracies, $s_i: B_k(R, \mathcal{O}, \mathcal{P}) \rightarrow B_{k+1}(R, \mathcal{O}, \mathcal{P})$ are induced by the unit of the operad $\iota \rightarrow \mathcal{O}$.

See [19] for a proof that these maps satisfy the axioms of face and degeneracy maps of a simplicial space. Let $B(R, \mathcal{O}, \mathcal{P})$ denote the geometric realization.

When R is a functor coming from a right module \mathcal{R} , we now explain how to view elements $B_k(R, \mathcal{O}, \mathcal{P})$ as decorated rooted directed trees. See Figure 1 for an illustration. One special vertex is called the root and is labeled by an element of $\mathcal{R}(m)$ with m being the valence of the root. The univalent vertices are called leaves and are labeled by elements of the partial \mathcal{O} -algebra \mathcal{P} . We say that a vertex is at level $k + 1 - i$ if it is i edges away from the root. We require that all of the leaves are at level 0. Internal vertices of valence $m + 1$ are labeled by elements of $\mathcal{O}(m)$. The tree is directed and we require that the directions point away from the root. We order the edges exiting internal vertices and the root. Given a vertex with m outgoing edges, the symmetric group Σ_m acts in two ways on the tree. It acts on the label since $\mathcal{R}(m)$ and $\mathcal{O}(m)$ have Σ_m actions. It also acts by permuting the ordering of the m outgoing labels. We mod out by the induced diagonal action. Given a decorated tree T of this type, let $\{T_i\}$ be the subtrees of T obtained by deleting the root (see Figure 1). These determine elements of $\mathcal{O}^k \mathcal{P}$. We require that these elements are in fact in Comp^k . We do not label internal vertices by $0 \in \mathcal{O}(0)$. Indeed the basepoint relation precisely states that we can ignore such “dead ends” which would have leaves at level greater than 0. The face maps can be described by collapsing edges connecting two levels and composing the labels. The degeneracies can be described as inserting a level where all elements are labeled by the unit of the operad.

Given a partial \mathcal{O} -algebra \mathcal{P} , there is a natural way of completing \mathcal{P} to get an \mathcal{O} -algebra.

Definition 2.12 Let \mathcal{O} be an operad and \mathcal{P} be a partial \mathcal{O} -algebra. We call $B(\mathcal{O}, \mathcal{O}, \mathcal{P})$ the \mathcal{O} -algebra completion of \mathcal{P} .

Let A be an \mathcal{O} -algebra. The arguments in [19] showing that $B(\mathcal{O}, \mathcal{O}, A)$ is a \mathcal{O} -algebra and that the natural \mathcal{O} -algebra map $B(\mathcal{O}, \mathcal{O}, A) \rightarrow A$ is a homotopy equivalence immediately generalize to give the following propositions.

Proposition 2.13 If \mathcal{P} is a partial \mathcal{O} -algebra over an operad \mathcal{O} , $B(\mathcal{O}, \mathcal{O}, \mathcal{P})$ is an \mathcal{O} -algebra.

Proposition 2.14 If \mathcal{P} is a partial \mathcal{O} -algebra over an operad \mathcal{O} and R is an \mathcal{O} -functor, then the natural map $B(R, \mathcal{O}, B(\mathcal{O}, \mathcal{O}, \mathcal{P})) \rightarrow B(R, \mathcal{O}, \mathcal{P})$ is a weak equivalence.

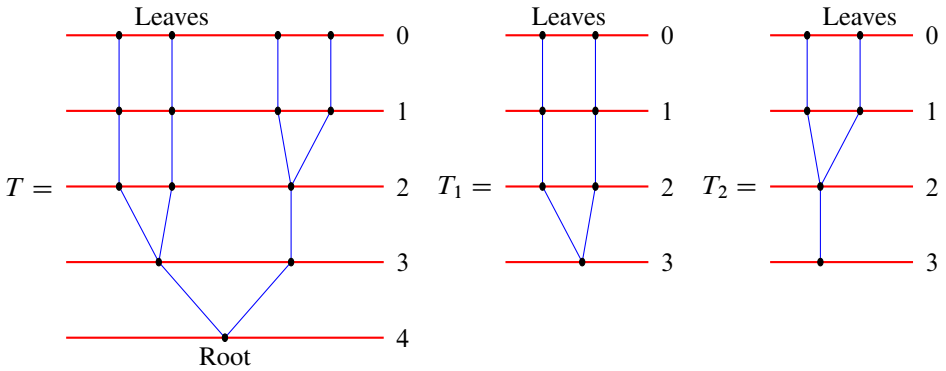


Figure 1: A rooted tree and subtrees

Remark 1 In later sections, we will need to compare simplicial spaces. It is not true that a map of simplicial spaces that induces a weak homotopy equivalence on each simplicial level will necessarily induce a weak homotopy equivalence between the geometric realizations. A well-known cofibrancy condition called “properness” or “Reedy cofibrancy” gives a sufficient condition for levelwise weak equivalences to realize to weak equivalences. Using the techniques of [19, Appendix A] (see also [24, Section 2.4]), it is not hard to show that all simplicial spaces considered in this paper are proper. Essentially the only thing to check is that the inclusion of basepoints are cofibrations. Hence we will be able to deduce that a map of simplicial spaces induces a weak homotopy equivalence if it does levelwise.

2.3 Topological chiral homology

In this subsection we describe a model of topological chiral homology introduced by Andrade in [2] based on May’s two-sided bar construction. We also describe a natural map from topological chiral homology to a mapping space called the scanning map and discuss its properties. See [24] for a more detailed discussion of the topics of this subsection.

Definition 2.15 For a partial D_n -algebra \mathcal{P} and parallelizable n -manifold M , define the topological chiral homology of M with coefficients in \mathcal{P} to be $B(D(M), D_n, \mathcal{P})$. We denote this by $\int_M \mathcal{P}$.

In this subsection, we only consider D_n -algebras as opposed to partial D_n -algebras. Our remaining goal is to define a map $s: \int_M A \rightarrow \text{Map}^c(M, B^n A)$ and recall its properties. This map is called the scanning map s . We use the following model of $B^n A$ introduced in [19]. Recall that the functor $Y \rightarrow \Sigma^n Y$ is a D_n -functor.

Definition 2.16 For a D_n -algebra A , let $B^n A = B(\Sigma^n, D_n, A)$.

If A is a D_n -algebra, then $\pi_0(A)$ has a natural monoid structure induced by the map $D_n(2) \times A^2 \rightarrow A$.

Definition 2.17 A D_n -algebra is called group-like if $\pi_0(A)$ is a group.

The above definition of $B^n A$ is reasonable because of the following theorem due to May in [19].

Theorem 2.18 If A is a group-like D_n -algebra, then $\Omega^n B^n A$ is weakly homotopy equivalent to A .

Definition 2.19 For an n -manifold M , let $\text{Map}^c(M, \Sigma^n \cdot)$ be the functor which sends a based space Y to the space of compactly supported maps from M to the n -fold suspension of Y .

This is a D_n -functor because the functor $Y \rightarrow \Sigma^n Y$ is a D_n -functor [19]. For M a parallelized n -manifold, there is a scanning natural transformation of D_n -functors $s: D(M) \rightarrow \text{Map}^c(M, \Sigma^n \cdot)$ defined as follows. For a based space Y , we define a map $D(M)Y \rightarrow \text{Map}^c(M, \Sigma^n Y)$. Map a collection of embeddings $e_i: \mathbb{D}^n \rightarrow M$ to the function $f: M \rightarrow \Sigma^n Y$ defined as follows. Let f be constant outside of the images of the embeddings e_i . For $m \in \text{im}(e_i)$, the $(e_i^{-1}(m), y_i)$ defines a point inside $\Sigma^n Y$. Define $f(m)$ to be that point. Here we view $\Sigma^n Y$ as Y smashed with the one point compactification of \mathbb{D}^n . This is a natural transformation of D_n -functors.

The scanning natural transformation s induces the scanning map $s: B(D(M), D_n, A) \rightarrow \text{Map}^c(M, B^n A)$ as follows. The natural transformation induces a map

$$B(D(M), D_n, A) \rightarrow B(\text{Map}^c(M, \Sigma^n \cdot), D_n, A).$$

There is a natural map $B(\text{Map}^c(M, \Sigma^n \cdot), D_n, A) \rightarrow \text{Map}^c(M, B(\Sigma^n \cdot, D_n, A))$ (for example see [19, Section 12]). Combining these, we get the scanning map.

Definition 2.20 Let A be a D_n -algebra and M a parallelized manifold, and let $s: \int_M A \rightarrow \text{Map}^c(M, B^n A)$ be the composition of

$$\begin{aligned} \int_M A &= B(D(M), D_n, A) \xrightarrow{s} B(\text{Map}^c(M, \Sigma^n \cdot), D_n, A) \\ &\rightarrow \text{Map}^c(M, B(\Sigma^n, D_n, A)) = \text{Map}^c(M, B^n A). \end{aligned}$$

In [18, Theorem 3.8.6], Lurie proves the following theorem.

Theorem 2.21 *If A is a group-like D_n -algebra, then $s: \int_M A \rightarrow \text{Map}^c(M, B^n A)$ is a homotopy equivalence.*

For our purposes, we will need properties of the scanning map when A is not group-like. In this case, the scanning map is not a homotopy equivalence. However, when M is open, the scanning map is what we call a stable homology equivalence [24]. The word stable is not in the sense of stable homotopy theory but instead means after inverting the following types of maps which we call stabilization maps.

For simplicity, assume that M is a connected manifold which is the interior of a manifold with connected boundary ∂M . Fix an embedding $e: \mathbb{D}^n \rightarrow (0, 1) \times \partial M$ and diffeomorphism $d: M \cup_{\partial M} [0, 1) \times \partial M \rightarrow M$ such that d^{-1} is isotopic to the inclusion $M \hookrightarrow M \cup_{\partial M} [0, 1) \times \partial M$. For $a \in A$, we shall define a stabilization map $t_a: B(D(M), D_n, A) \rightarrow B(D(M), D_n, A)$ as follows. The pair $(e; a)$ defines an element of $D(\partial M \times (0, 1))A$. Let $a^k \in D(\partial M \times (0, 1))D_n^k A$ be the image of $(e; a)$ under k degeneracy maps. Sending a configuration of disks to one union a^k gives a map $B_k(D(M), D_n, A) \rightarrow B_k(D(M \cup_{\partial M} (0, 1) \times \partial M), D_n, A)$. The diffeomorphism $d: M \cup_{\partial M} [0, 1) \times \partial M \rightarrow M$ induces a map $d_k: B_k(M \cup_{\partial M} [0, 1) \times \partial M, D_n, A) \rightarrow B_k(D(M), D_n, A)$. Let t_k^a be the composition of these two maps.

Definition 2.22 Let $t_a: \int_M A \rightarrow \int_M A$ be the geometric realization of the map $t_a^a: B_\bullet(D(M), D_n, A) \rightarrow B_\bullet(D(M), D_n, A)$.

For $a \in A$, let $f_a: (0, 1) \times \partial M \rightarrow B^n A$ be the image of (e, a) under the scanning map.

Definition 2.23 For $m \in M$ and $f \in \text{Map}^c(M, B^n A)$, let $T_a: \text{Map}^c(M, B^n A) \rightarrow \text{Map}^c(M, B^n A)$ be defined by the following formula with

$$T_a(f)(m) = \begin{cases} f(d^{-1}(m)) & \text{if } d^{-1}(m) \in M, \\ f_a(d^{-1}(m)) & \text{if } d^{-1}(m) \notin M. \end{cases}$$

In [24], the author proved the following theorem regarding the scanning after inverting the maps t_a and T_a .

Theorem 2.24 *Let A be a D_n -algebra and let M be a parallelized n -manifold with $\pi_0(\partial M) \rightarrow \pi_0(M)$ onto. Let a_i be representatives of generators of $\pi_0(A)$. The scanning map induces a homology equivalence*

$$s: \text{hocolim}_{t_{a_i}} \int_M A \rightarrow \text{hocolim}_{T_{a_i}} \text{Map}^c(M, B^n A).$$

Note that the maps $T_a: \text{Map}^c(M, B^n A) \rightarrow \text{Map}^c(M, B^n A)$ are homotopy equivalences. Thus $\text{hocolim}_{T_{a_i}} \text{Map}^c(M, B^n A) \simeq \text{Map}^c(M, B^n A)$. Note that if $\pi_0(A) = \mathbb{N}_0$ and M is connected, then $\pi_0(\int_M A) = \mathbb{N}_0$ and $\pi_0(\text{Map}^c(M, B^n A)) = \mathbb{Z}$. In this situation, we denote the k^{th} connected component of these spaces by $(\int_M A)_k$ and $\text{Map}_k^*(M, B^n A)$ respectively. Informally, the above theorem can be viewed as saying that the homology of $(\int_M A)_k$ converges to the homology of a component of $\text{Map}^*(M, B^n A)$ in the limit as k tends to infinity.

3 The partial D_2 -algebra R_2

The goal of this section is to define a partial D_2 -algebra called R_2 and describe the homotopy type of its topological chiral homology. The desired properties of R_2 are that $B^2 R_2 \simeq \mathbb{C}P^2$ and that R_2 admits a map of partial D_2 -algebras to $\Omega^2 \mathbb{C}P^2$ that lands in a subspace of “approximately” J -holomorphic maps. This map will be described in Section 7.2. The subscript 2 indicates that R_2 will map to the components of degree less than or equal to 2 and the R stands for rational. We begin by recalling some theorems of Kallel from [13] and Yamaguchi from [35] regarding configuration space models for $\text{Map}^*(\Sigma_g, \mathbb{C}P^m)$.

3.1 A configuration space model for $\text{Map}^*(\Sigma_g, \mathbb{C}P^2)$

The scanning map of topological chiral homology was partially inspired by similar constructions for various configuration spaces. We are interested in the following construction which gives a configuration space model of the space of maps from a surface into a complex projective space. We only consider the case relevant for $\mathbb{C}P^2$ even though basically everything in this section works for $\mathbb{C}P^m$ for all m . Let \mathbb{D} be the open unit disk in \mathbb{C} and let $\overline{\mathbb{D}}$ denote its closure.

Definition 3.1 For a space X , let $\text{Sym}_{\leq 2}^k(X)$ denote the subspace of the k -fold symmetric product of X of configurations where at most two points occupy the same point in X . Let $\text{Sym}_{\leq 2}(X) = \bigsqcup_{k=0}^{\infty} \text{Sym}_{\leq 2}^k(X)$ and let $A_2 = \bigsqcup_{k \leq 2} \text{Sym}_{\leq 2}^k(\mathbb{D})$. The space $\text{Sym}_{\leq 2}(\mathbb{D})$ has a natural D_2 -algebra structure and this induces a partial D_2 -algebra structure on A_2 .

Kallel proved the following theorem; see [13, Theorem 1.7].

Theorem 3.2 *Let S be a connected parallelizable surface admitting boundary. There is a stabilization map $t: \text{Sym}_{\leq 2}(S) \rightarrow \text{Sym}_{\leq 2}(S)$ and a scanning map $s: \text{Sym}_{\leq 2}(S) \rightarrow \text{Map}^c(S, \mathbb{C}P^2)$ so s induces a homology equivalence between $\text{hocolim}_t \text{Sym}_{\leq 2}(S)$ and $\text{Map}^c(S, \mathbb{C}P^2)$.*

The stabilization maps are constructed in an analogous manner to the stabilization maps of [Definition 2.22](#). The above theorem was improved by Yamaguchi; see [[35](#), Theorems 1.3 and 3.1]).

Theorem 3.3 *Let S be a connected parallelizable surface admitting boundary. The stabilization map $t: \text{Sym}_{\leq 2}^k(S) \rightarrow \text{Sym}_{\leq 2}^{k+1}(S)$ and scanning map $s: \text{Sym}_{\leq 2}^k(S) \rightarrow \text{Map}_k^c(S, \mathbb{C}P^2)$ induce isomorphisms on homology groups H_i for $i \leq k/3$.*

Remark 2 It seems to be unknown if the above isomorphism on homology groups can be upgraded to an isomorphism on homotopy groups. In [[15](#)], Kallel and Saihi prove that s and t induce isomorphism on fundamental groups. This is not enough to conclude that s and t are highly connected; for that one would need to know that these maps induce homology equivalences with coefficients in the local coefficient systems given by the higher homotopy groups. In [[30](#)], Segal does this in the case of $\text{Hol}^*(\mathbb{C}P^1, \mathbb{C}P^1)$ by proving that the fundamental group acts trivially on higher homotopy groups so the relevant local coefficients are in fact untwisted.

Implicit in the work of Kallel and Yamaguchi is the following proposition. It is well known but a proof does not seem to appear in the literature so we sketch one here.

Proposition 3.4 *The 2-fold delooping of $\text{Sym}_{\leq 2}(\mathbb{D})$ is homotopy equivalent to $\mathbb{C}P^2$.*

Proof It is well known that a model for $B^2 \text{Sym}_{\leq 2}(\mathbb{D})$ is given by $\text{Sym}_{\leq 2}(\overline{\mathbb{D}}, \partial\overline{\mathbb{D}})$ (see [[27](#), page 2]). Here $\text{Sym}_{\leq 2}(\overline{\mathbb{D}}, \partial\overline{\mathbb{D}})$ is the quotient of the space $\text{Sym}_{\leq 2}(\overline{\mathbb{D}})$ by the relation that two configurations are identified if they agree on the open disk \mathbb{D} . There is a natural filtration $F_k(\text{Sym}_{\leq 2}(\overline{\mathbb{D}}, \partial\overline{\mathbb{D}}))$ defined as the image of the natural map

$$\text{Sym}_{\leq 2}^k(\overline{\mathbb{D}}) \rightarrow \text{Sym}_{\leq 2}(\overline{\mathbb{D}}, \partial\overline{\mathbb{D}}).$$

Observe that $F_2(\text{Sym}_{\leq 2}(\overline{\mathbb{D}}, \partial\overline{\mathbb{D}}))$ is homeomorphic to $\mathbb{C}P^2$. An argument similar to that used in the proof of [[30](#), Proposition 3.1] shows that $\text{Sym}_{\leq 2}(\overline{\mathbb{D}}, \partial\overline{\mathbb{D}})$ deformation retracts onto $F_2(\text{Sym}_{\leq 2}(\overline{\mathbb{D}}, \partial\overline{\mathbb{D}}))$. This deformation retraction is constructed by radial expansion around the origin until all but at most two particles in the configuration have been pushed into boundary. \square

3.2 Definition of R_2 and map to bounded symmetric products

In this subsection, we define the partial D_2 -algebra R_2 and compare it to bounded symmetric products.

Definition 3.5 Let $R_2 = \{r_0, r_1\} \cup \text{Cone}(D_2(2)/\Sigma_2)$. The space of composable element in $D_2(2) \otimes R_2$ is $\text{Comp} = \{0\} \cup \{\text{id}\} \times R_2 \cup D_2(2) \times_{\Sigma_2} \{r_1\}^2$ with $0 \in D_2(0)$ and $\text{id} \in D_2(1)$. The map $p: \text{Comp} \rightarrow R_2$ is defined as follows. For $\kappa \in R_2$, define $p(\text{id}, \kappa) = \kappa$. For $\vec{e} \in D_2(2)/\Sigma_2$, let $p(\vec{e}; r_1, r_1) = \vec{e}$ viewed as an element of $D_2(2)/\Sigma_2 \subset \text{Cone}(D_2(2)/\Sigma_2)$.

The partial abelian monoid $\{0, 1, 2\}$ with addition is too small to admit a map of partial D_2 -algebras to $\Omega^2\mathbb{C}P^2$. However, we can replace it with a homotopic partial D_2 -algebra (R_2) which does map. This is the purpose of R_2 . When you glue two degree-one rational maps to $\mathbb{C}P^2$ using an element of $D_2(2)$, the element of $D_2(2)$ matters. However, it does not matter up to homotopy so we can extend this map to the cone.

We now define a map of partial D_2 -algebras $a: R_2 \rightarrow A_2$. Let $a(r_0)$ be the empty configuration. Pick any configuration $a_1 \in \text{Sym}_{\leq 2}^1(\mathbb{D})$ and let $a(r_1) = a_1$. The partial D_2 -algebra structure of A_2 gives a natural map $D_2(2)/\Sigma_2 \rightarrow \text{Sym}_{\leq 2}^2(\mathbb{D})$. Since $\text{Sym}_{\leq 2}^2(\mathbb{D})$ is contractible, this extends to the cone and gives a map of partial D_2 -algebras $a: R_2 \rightarrow A_2$. This map is clearly a homotopy equivalence. Moreover it induces homotopy equivalences between the spaces of composable elements and higher spaces of composable elements. Thus $a: B(D(S), D_2, R_2) \rightarrow B(D(S), D_2, A_2)$ is a weak homotopy equivalence for any parallelizable surface S (see Remark 1).

There is a natural map $\epsilon: D(S)A_2 \rightarrow \text{Sym}_{\leq 2}(S)$ constructed by using the embeddings of disks into the surface to map points in the disk to points in the surface. In Figure 2, the left-hand side depicts an element of $D(S)A_2$ and the right-hand side row depicts its image under ϵ in $\text{Sym}_{\leq 2}(S)$. It is easy to see that ϵ is an augmentation of the simplicial space $B_\bullet(D(S), D_2, A_2)$ and so it induces a map $\epsilon: B(D(S), D_2, A_2) \rightarrow \text{Sym}_{\leq 2}(S)$. The goal of the next section is to prove that ϵ is a weak homotopy equivalence.

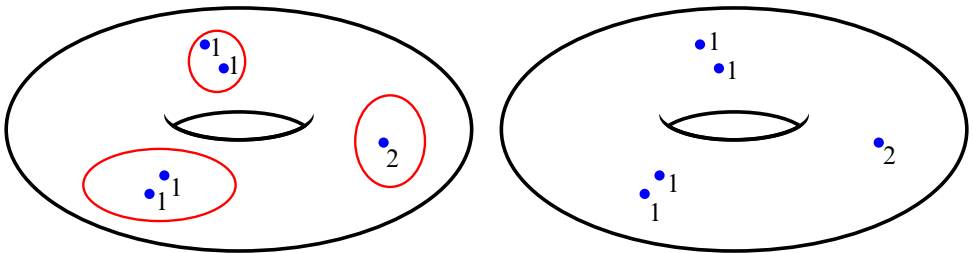


Figure 2: The map ϵ

3.3 Microfibrations

In order to prove that the map $\epsilon: B(D(S), D_2, A_2) \rightarrow \text{Sym}_{\leq 2}(S)$ is a weak homotopy equivalence, we first recall the notion of microfibration.

Definition 3.6 A map $\pi: E \rightarrow B$ is called a microfibration if the following condition holds. For every one parameter family of maps $H_t: \mathbb{D}^n \rightarrow B$ and lift $\tilde{H}_0: \mathbb{D}^n \rightarrow E$ of H_0 , there exists a $t_0 > 0$ such that we can continuously lift H_t for $t \in [0, t_0)$.

This definition is relevant because of the following theorem which follows from Weiss [34, Lemma 2.2].

Theorem 3.7 Let $\pi: E \rightarrow B$ be a microfibration with weakly contractible fibers. Then π is a Serre fibration and hence a weak homotopy equivalence.

We now prove that the map $\epsilon: B(D(S), D_2, A_2) \rightarrow \text{Sym}_{\leq 2}(S)$ defined in the previous section is a microfibration. This will allow us to prove that it is a homotopy equivalence by proving that its fibers are weakly contractible.

Proposition 3.8 The map $\epsilon: B(D(S), D_2, A_2) \rightarrow \text{Sym}_{\leq 2}(S)$ is a microfibration.

Proof Let $H_t: \mathbb{D}^n \rightarrow \text{Sym}_{\leq 2}(S)$ be a one-parameter family of maps and $\tilde{H}_0: \mathbb{D}^n \rightarrow B(D(S), D_2, A_2)$ be a lift of H_0 . To define the lifts \tilde{H}_t , we need to specify a collection of embeddings and a collection of elements of $\text{Sym}_{\leq 2}(\mathbb{D})$. Let pt denote the one-point space viewed as a D_2 algebra and let $E: B(D(S), D_2, A_2) \rightarrow B(D(S), D_2, \text{pt})$ be the map which forgets the labels but remembers the embeddings. Given an element $\kappa \in B(D(S), D_2, \text{pt})$ and a configuration $\xi \in \text{Sym}_{\leq 2}(S)$, there may not exist $\xi_1, \xi_2, \dots \in A_2$ such that $(\kappa; \xi_1, \xi_2, \dots) \in B(D(S), D_2, A_2)$ is mapped to ξ by ϵ . However, if there do exist $\xi_1, \xi_2, \dots \in A_2$, they will be unique. In this situation, we say that κ and ξ are compatible and define $L(\kappa; \xi) = (\kappa; \xi_1, \xi_2, \dots)$.

Note that if ξ and κ are compatible, so are ξ' and κ if ξ' is sufficiently close to ξ . For $a \in \mathbb{D}^n$, we define $\tilde{H}_t(a) = L(E(\tilde{H}_0(a)); H_t(a))$. In other words, we use the embedded disks and simplicial coordinates associated to $\tilde{H}_0(a)$ and the elements of the symmetric product associated to $H_t(a)$. For t sufficiently small, $L(E(\tilde{H}_0(a)))$ and $H_t(a)$ will be compatible since $L(E(\tilde{H}_0(a)))$ and $H_0(a)$ are compatible. By compactness of \mathbb{D}^n , we can find a $t_0 > 0$ such that \tilde{H}_t is defined for all $t < t_0$. \square

This lift is also depicted in Figure 3. On the bottom row is a one-parameter family of points in $\text{Sym}_{\leq 2}(S)$. This leftmost edge is at time zero and the top left depicts a lift. The middle row depicts a short time in the future where the disks from the upper left are still compatible. The rightmost edge depicts a time well in the future where the disks are no longer compatible with the configuration.

We now prove that the fibers of ϵ are contractible. By Theorem 3.7 and Proposition 3.8, this will imply that ϵ is a homotopy equivalence.

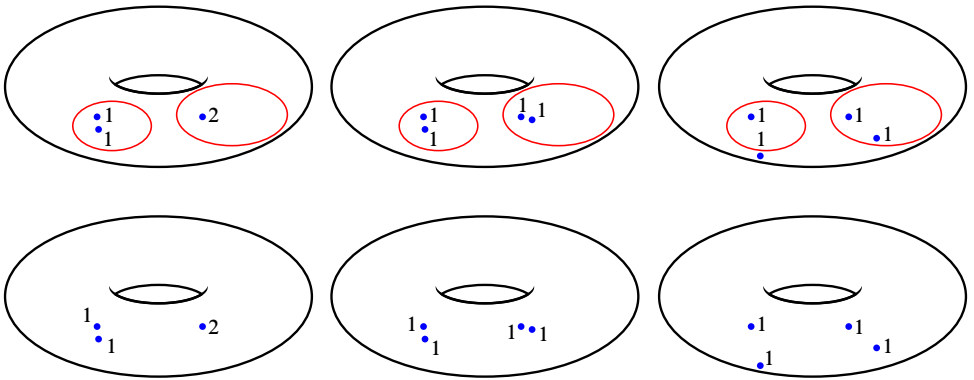


Figure 3: A one-parameter family and a partial lift

Proposition 3.9 *The fibers of $\epsilon: B(D(S), D_2, A_2) \rightarrow \text{Sym}_{\leq 2}(S)$ are weakly contractible.*

Proof Fix a configuration $\xi \in \text{Sym}_{\leq 2}(S)$. The space $\epsilon^{-1}(\xi)$ is naturally the geometric realization of a subsimplicial space of $B_\bullet(D(S), D_2, A_2)$. Call this simplicial space $X(\xi)$. This simplicial space can be described as a space of nested disks such that the points in the configuration ξ lie in innermost disks. Let $(f_1, f_2, \dots) = \vec{f} \in D(S)$ be a collection of embeddings such that the image of each f_i contains exactly one point (not counted with multiplicity) of ξ and every point of ξ is in the image of one of the embeddings. Let $Y(\vec{f})$ denote the subsimplicial space of $X(\xi)$ where the images of the maps f_i are contained in innermost disks and the paths of matrices are compatible. We let $\xi = (\xi_1, \xi_2, \dots)$ be the elements of A_2 associated to the pair \vec{f} and ξ . More precisely but possibly less clearly, a point $\alpha \in X(\xi)_k$ is in $Y(\vec{f})_k$ if there exists $\beta \in X(\xi)_{k+1}$ with $d_0(\beta) = \alpha$ and $d_{k+1}(d_k(\dots d_1(\beta) \dots)) = (\vec{f}; \xi)$. Since the space of disks containing some particular disk is homotopy equivalent to the space of disks containing some particular point, the inclusion $Y(\vec{f})_k \rightarrow X(\xi)_k$ is a homotopy equivalence and so $|Y(\vec{f})_\bullet| \rightarrow |X(\xi)_\bullet|$ is a weak homotopy equivalence.

Therefore it suffices to prove that $|Y(\vec{f})_\bullet|$ is contractible to prove the theorem. Define $Y_{-1}(\vec{f})$ to be the set containing ξ . We can view $Y_{-1}(\vec{f})$ as an augmentation of $Y(\vec{f})_\bullet$. Let $D: Y(\vec{f})_k \rightarrow Y(\vec{f})_{k+1}$ be the map which inserts the embeddings \vec{f} . That is, $D(\alpha) = \beta$ as above and $D(\xi) = (\vec{f}; \xi)$. The map D is an extra degeneracy of the augmented simplicial space $Y_\bullet(\vec{f})$. Thus $|Y_\bullet(\vec{f})| \simeq Y_{-1}(\vec{f})$. Since, $Y_{-1}(\vec{f})$ is a point, the claim follows. \square

This shows that $\int_S A_2 = B(D(S), D_2, A_2)$ is homotopy equivalent to $\text{Sym}_{\leq 2}(S)$. Using a similar proof, we get the following proposition.

Proposition 3.10 *The D_2 -algebra completion of $A_2, B(D_2, D_2, A_2)$, is homotopy equivalent to $\text{Sym}_{\leq 2}(\mathbb{D})$. Hence, $B(\Sigma^2, D_2, A_2) \simeq \mathbb{C}P^2$.*

Remark 3 Using ideas similar to those of this subsection, one can prove that Salvatore’s model of topological chiral homology from [27] agrees with the one used here.

3.4 Conclusions about scanning maps

Using Kallel’s scanning map, we can define a map $(\int_S R_2)_k \rightarrow \text{Map}_k^c(\mathbb{C}P^1, \mathbb{C}P^2)$ inducing a homology equivalence in the range $* \leq k/3$. In this section we show that another map also induces such an equivalence. This other map will be more convenient later in the paper when we consider gluing J -holomorphic curves. Picking a map of partial D_2 -algebras $h: R_2 \rightarrow \Omega^2 \mathbb{C}P^2$ induces a map $h': (\int_S R_2)_k \rightarrow (\int_S \Omega^2 \mathbb{C}P^2)_k$. In this subsection we prove that the composition of h' with $s: (\int_S \Omega^2 \mathbb{C}P^2)_k \rightarrow \text{Map}_k^c(S, \mathbb{C}P^2)$ is a homology equivalence in the above range under the assumption that $h(r_1) \in \Omega_1^2 \mathbb{C}P^2$. Technically, the scanning map of Section 2 is a map $s: \int_S \Omega^2 \mathbb{C}P^2 \rightarrow \text{Map}^c(S, B^2 \Omega^2 \mathbb{C}P^2)$ but there is a natural homotopy equivalence $B^2 \Omega^2 \mathbb{C}P^2 \rightarrow \mathbb{C}P^2$ and so we also denote the induced map $\int_S \Omega^2 \mathbb{C}P^2 \rightarrow \text{Map}^c(S, \mathbb{C}P^2)$ by s . This map $\int_S \Omega^2 \mathbb{C}P^2 \rightarrow \text{Map}^c(S, \mathbb{C}P^2)$ agrees with the one induced by the obvious augmentation $D(S) \Omega^2 \mathbb{C}P^2 \rightarrow \text{Map}^c(S, \mathbb{C}P^2)$. Note that such a map h exists by a similar argument to the one used to construct the map $R_2 \rightarrow A_2$.

Lemma 3.11 *Suppose $h_0, h_1: R_2 \rightarrow \Omega^2 \mathbb{C}P^2$ are maps of partial D_2 -algebras with $h_0(r_1)$ and $h_1(r_1)$ in $\Omega_1^2 \mathbb{C}P^2$. Then h_1 and h_2 are homotopic through maps of partial D_2 -algebras.*

Proof We will define a family of maps of partial D_2 -algebras $h_t: R_2 \rightarrow \Omega^2 \mathbb{C}P^2$ interpolating between h_0 and h_1 . By considering the Hopf fibration, one sees that $\pi_i(\Omega_k^2 \mathbb{C}P^2) = \pi_{i+2}(S^5)$. Since $\Omega_1^2 \mathbb{C}P^2$ is connected, we can pick a path from $h_0(r_1)$ to $h_1(r_1)$. Use this path to define $h_t(r_1)$. The partial algebra structure forces the definition of h_t on $D_2(2)/\Sigma_2$. Note this agrees with h_0 and h_1 since they are also maps of partial D_2 -algebras. The maps h_t restricted to D_2/Σ_2 as well as h_0 and h_1 restricted to $\text{Cone}(D_2/\Sigma_2)$ assemble to form a map

$$H: [0, 1] \times D_2(2)/\Sigma_2 \cup \{0, 1\} \times \text{Cone}(D_2(2)/\Sigma_2) \rightarrow \Omega_2^2 \mathbb{C}P^2.$$

Completing the definition of h_t amounts to extending this to a map

$$H: [0, 1] \times \text{Cone}(D_2(2)/\Sigma_2) \rightarrow \Omega_2^2 \mathbb{C}P^2.$$

Since $[0, 1] \times D_2(2)/\Sigma_2 \cup \{0, 1\} \times \text{Cone}(D_2(2)/\Sigma_2) \simeq S^2$ and

$$\pi_2(\Omega_k^2 \mathbb{C}P^2) = \pi_4(S^5) = 0,$$

this is possible. □

Lemma 3.12 *Let S be a connected parallelizable surface admitting boundary. The scanning map (of Section 2) $s: (\int_S R_2)_k \rightarrow \text{Map}_k^c(S, B^2 R_2)$ induces isomorphisms on homology groups H_i for $i \leq k/3$.*

Proof Although Kallel and Yamaguchi’s scanning map is not obviously comparable to the scanning map of Section 2, their stabilization map is very similar to the stabilization map considered in Section 2. In fact Kallel and Yamaguchi’s stabilization map can be defined as the unique map making the following diagram commute:

$$\begin{CD} \left(\int_S A_2\right)_k @>t>> \left(\int_S A_2\right)_{k+1} \\ @VV\epsilon V @VV\epsilon V \\ \text{Sym}_{\leq 2}^k(S) @>t>> \text{Sym}_{\leq 2}^{k+1}(S). \end{CD}$$

Thus $t: (\int_S A_2)_k \rightarrow (\int_S A_2)_{k+1}$ and hence $t: (\int_S R_2)_k \rightarrow (\int_S R_2)_{k+1}$ induce isomorphisms on homology groups H_i for $i \leq k/3$. From this we can conclude that the natural inclusions $(\int_S R_2)_k \rightarrow \text{hocolim}_t (\int_S R_2)_j$ induce isomorphisms on homology groups H_i for $i \leq k/3$. Since the stabilization maps for the spaces of maps are homotopy equivalences, then the natural inclusion $\text{Map}_k^c(S, B^2 R_2) \rightarrow \text{hocolim}_T \text{Map}_j^c(S, B^2 R_2)$ is a weak homotopy equivalence. Consider the following commuting diagram:

$$\begin{CD} \left(\int_S R_2\right)_k @>>> \text{hocolim}_t \left(\int_S R_2\right)_j \\ @VVsV @VVsV \\ \text{Map}_k^c(S, B^2 R_2) @>>> \text{hocolim}_T \text{Map}_j^c(S, B^2 R_2) \end{CD}$$

By Theorem 2.24, $s: \text{hocolim}_t (\int_S R_2)_j \rightarrow \text{hocolim}_T \text{Map}_j^c(S, B^2 R_2)$ is a homology equivalence. Thus, $s: (\int_S R_2)_k \rightarrow \text{Map}_k^c(S, B^2 R_2)$ induces isomorphisms on homology groups H_i for $i \leq k/3$. □

We now deduce the main result of this section.

Corollary 3.13 *Let S be a connected parallelizable surface admitting boundary and let $h: R_2 \rightarrow \Omega^2 \mathbb{C}P^2$ be a map of partial D_2 -algebras with $h(r_1) \in \Omega_1^2 \mathbb{C}P^2$. Let $h': (\int_S R_2)_k \rightarrow (\int_S \Omega^2 \mathbb{C}P^2)_k$ be the induced map. The composition $s \circ h': (\int_S R_2)_k \rightarrow \text{Map}_k^c(S, \mathbb{C}P^2)$ induce isomorphisms on homology groups H_i for $i \leq k/3$.*

Proof Let $g: B^2R_2 \rightarrow \mathbb{C}P^2$ be any homotopy equivalence such that the map on H_2 extends the map $\pi_0(R_2) \rightarrow \pi_0(\Omega^2\mathbb{C}P^2)$. Such a map exists by [Proposition 3.4](#). Let $\hat{g}: \Omega^2 B^2R_2 \rightarrow \Omega^2\mathbb{C}P^2$ be the induced map of iterated loop spaces and let $g'': \text{Map}^c(S, B^2R_2) \rightarrow \text{Map}^c(S, \mathbb{C}P^2)$ be the induced map on the space of compactly supported maps. Note that these maps are weak homotopy equivalences. Therefore $g'' \circ s: (\int_S R_2)_k \rightarrow \text{Map}_k^c(S, \mathbb{C}P^2)$ induces isomorphisms on homology groups H_i for $i \leq k/3$. The scanning map gives a map of partial D_2 -algebras $\hat{s}: R_2 \rightarrow \Omega^2 B^2R_2$. By [Lemma 3.11](#), $\hat{g} \circ \hat{s}$ is homotopic as maps of partial algebras to h . Therefore, they induce homotopic maps on topological chiral homology and so the following diagram homotopy commutes:

$$\begin{array}{ccc}
 \left(\int_S R_2\right)_k & \xrightarrow{s} & \left(\int_S \Omega^2 B^2 R_2\right)_k \\
 \downarrow h' & & \downarrow g'' \\
 \left(\int_S \Omega^2 \mathbb{C}P^2\right)_k & \xrightarrow{s} & \text{Map}_k^c(S, \mathbb{C}P^2)
 \end{array}$$

Since traversing the diagram clockwise induces a homology equivalence in a range, so does traversing the diagram counterclockwise. □

4 Orbifolds

In this section, we will review facts about (smooth) orbifolds which will be needed in later sections since the moduli space of J -holomorphic curves can have orbifold singularities. See [Kleiner and Lott \[16\]](#) or [Boyer and Galicki \[4\]](#) for more information.

4.1 Definitions

Definition 4.1 An n -dimensional orbifold atlas on a paracompact Hausdorff space X is a collection of charts $\mathcal{U} = \{\tilde{U}_i, G_i, \phi_i\}$. Here G_i is a finite group, \tilde{U}_i is an open subset of a n -dimensional G_i -representation that contains the origin, and $\phi_i: \tilde{U}_i \rightarrow X$ is a G_i invariant smooth map that descends to a local homeomorphism, $\tilde{U}_i/G_i \rightarrow X$. We also require that $\{\tilde{U}_i/G_i\}$ covers X and the following condition regarding overlaps. An injection $\lambda: (\tilde{U}_i, G_i, \phi_i) \rightarrow (\tilde{U}_j, G_j, \phi_j)$ is an injective group homomorphism $G_i \rightarrow G_j$ and a smooth equivariant embedding $\lambda: \tilde{U}_i \rightarrow \tilde{U}_j$. We require that for points in two charts, there exists a third chart containing the point injecting into both charts.

The space X is called the underlying space of the orbifold.

Definition 4.2 A map between orbifolds $f: (X, \mathcal{U}) \rightarrow (Y, \mathcal{V})$ is a map of spaces $f: X \rightarrow Y$ such that for all points $x \in X$, there are charts (\tilde{U}, G, ϕ) and (\tilde{V}, H, ψ) and a local lift of f to $\tilde{f}: \tilde{U} \rightarrow \tilde{V}$ and a group homomorphism $G \rightarrow H$ with the following properties. The point x is in $\phi(U)$ and $f(x) \in \psi(V)$, f is equivariant, and $\psi \circ \tilde{f} = f \circ \phi$.

We call the map of spaces $f: X \rightarrow Y$ the underlying map.

Definition 4.3 Two orbifolds are called equivalent if there are orbifold maps between them whose compositions are the identity map.

4.2 Bundles and flows

In this subsection, we recall the theory of vector and principle bundles, vector fields and flows on orbifolds. Flows on orbifolds will be an important tool for proving that some moduli spaces of J -holomorphic curves are independent of J . The notion of vector bundle generalizes to orbifolds as follows.

Definition 4.4 A k -dimensional vector orbifold over an orbifold X is a map of orbifolds $\pi: E \rightarrow X$ satisfying the following properties. There exist charts $\mathcal{U} = \{\tilde{U}_i, G_i, \phi_i\}$ on X such that $\{\tilde{U}_i \times \mathbb{R}^k, G_i, \phi'_i\}$ give charts on E . The map π is the standard projection $\tilde{U}_i \times \mathbb{R}^k \rightarrow \tilde{U}_i$ in these charts. We also require the groups G_i to act linearly on the second component. If $\lambda: (\tilde{U}_i, G_i, \phi_i) \rightarrow (\tilde{U}_j, G_j, \phi_j)$ is an injection, we require that there is an injection $\lambda': (\tilde{U}_i \times \mathbb{R}^k, G_i, \phi'_i) \rightarrow (\tilde{U}_j \times \mathbb{R}^k, G_j, \phi'_j)$ such that λ' is linear on the second factor.

Definition 4.5 If $\pi: E \rightarrow X$ and $\pi': E' \rightarrow X$ are vector orbifold over an orbifold X , then $f: E \rightarrow E'$ is an equivalence of vector orbifolds if f is an equivalence of orbifolds, $\pi' \circ f = \pi$ and f satisfies the following condition. On charts $\{\tilde{U}_i \times \mathbb{R}^k, G_i, \phi_i\}$ on E and $\{\tilde{U}'_i \times \mathbb{R}^k, G'_i, \phi'_i\}$ on E' used to define the vector orbifold structure, f is required to induce a linear map on the second factor.

We likewise define principle G orbifolds by replacing \mathbb{R}^k with G and the word linear with the phrase multiplication by elements of G .

Definition 4.6 A section of a vector or principle bundle $\pi: E \rightarrow X$ is a map of orbifolds $\sigma: X \rightarrow E$ such that $\pi \circ \sigma = \text{id}$.

Proposition 4.7 Let X be an orbifold with charts $\mathcal{U} = \{\tilde{U}_i, G_i, \phi_i\}$. There exists an orbifold TX with charts $\{T\tilde{U}_i, G_i, \phi'_i\}$ and a vector bundle map $\pi: TX \rightarrow X$ induced by $T\tilde{U}_i \rightarrow \tilde{U}_i$. Equivalent atlases on X give equivalent atlases on TX .

See [4] for a proof. We call this vector orbibundle the tangent bundle and we call sections of the tangent bundle, vector fields. Just as in the case of manifolds, compactly supported vector fields induce one-parameter families of self maps of orbifolds.

Definition 4.8 Let σ be a vector field on an orbifold X . Let σ_0 be the zero vector field. Let $\text{supp}(\sigma) \subset X$ be the closure of the set of points where the underlying maps of σ and σ_0 disagree.

Definition 4.9 Let σ be a vector field on an orbifold X and $F: \mathbb{R} \times X \rightarrow X$ be a map of orbifolds. Let $F_t: X \rightarrow X$ denote the map induced by restricting to the point t in the first component. The map F is called a flow if $F_t \circ F_s = F_{s+t}$. For $x \in X$, let $\gamma_x: \mathbb{R} \rightarrow X$ be the map obtained by restricting F to the point x . Let $(\tilde{U}_i, G_i, \phi_i)$ be a chart containing x and $\tilde{\sigma}$ and $\tilde{\gamma}_x$ be lifts of σ and γ_x . If for some choice of lifts, we have that the derivative of $\tilde{\gamma}_x$ at $t = 0$ equals the value of $\tilde{\sigma}$ at x for all points $x \in X$, then we say that F is the flow generated by σ .

In [16], they make the following observation.

Proposition 4.10 *If σ is a vector field with compact support, then σ generates a unique flow.*

Definition 4.11 Let X be an orbifold and let U_α be an open cover of the underlying space of X . A collection of orbifold maps $f_\alpha: X \rightarrow \mathbb{R}$ are called an orbifold partition of unity subordinate to the open cover if they induce a partition of unity subordinate to the open cover on the underlying space.

To see that orbifold partitions of unity always exist, see [16]. The theory of classifying spaces for principle bundles also carries over to orbifolds after one replaces the orbifold with its homotopy type.

Theorem 4.12 *To each orbifold X , there is a space BX called the classifying space or homotopy type of X such that the following properties hold.*

- (i) *If $f: X \rightarrow Y$ is an equivalence of orbifolds, there is a natural map $f_*: BX \rightarrow BY$ that is a homotopy equivalence.*
- (ii) *Equivalence classes of principle G orbibundles over X are in bijection with homotopy classes of maps from BX to BG .*

See [4] for a proof and the construction.

5 J -holomorphic curves and automatic transversality

In this section, we review the basic theory of J -holomorphic curves. We recall the definitions of several $\bar{\partial}$ -operators and relate these operators to tangent spaces of various moduli spaces and mapping spaces. We state Gromov's compactness theorem. See [22] for more details, especially regarding the genus-zero case. We also review the theory of automatic transversality as developed by Gromov [9], Hofer, Lizan and Sikorav [11], Ivashkovich and Shevchishin [12] and Sikorav [33]. This is a tool which allows one to prove that various moduli spaces are smooth when the target symplectic manifold is a real 4-manifold. Automatic transversality is the primary reason our results only apply to $\mathbb{C}P^2$ as opposed to higher-dimensional complex projective spaces. We also recall McDuff's result from [21] that the adjunction formula from algebraic geometry applies to J -holomorphic curves in symplectic 4-manifolds. This theorem allows one to bound the number of singularities that J -holomorphic curves can have in terms of topological data.

5.1 Linearized $\bar{\partial}$ -operators

In this subsection we review several linearized $\bar{\partial}$ -operators. These will be relevant since, when onto, the null spaces of these operators will be naturally isomorphic to the tangent spaces of various J -holomorphic mapping spaces and moduli spaces. Surjectivity of these operators will also be relevant for the existence of gluing maps in later sections.

Definition 5.1 An almost complex structure J is a section of $\text{Hom}_{\mathbb{R}}(TM, TM) \rightarrow M$ such that $J^2 = -\text{id}$. If (M, ω) is a symplectic manifold, an almost complex structure J is called compatible with ω if ω and J pair to form a Riemannian metric. Let \mathcal{J} denote the space of smooth almost complex structures compatible with ω .

Proposition 5.2 *The space \mathcal{J} is a contractible infinite-dimensional Fréchet manifold.*

See [9; 22] for a proof. Since \mathcal{J} is contractible, it is path connected. Throughout the paper, all almost complex structures are required to be compatible with the symplectic form and of class C^∞ . In this paper, the symbol $\mathbb{C}P^1$ will denote the pair (S^2, j_0) with j_0 the standard almost complex structure on the space S^2 . However, for higher-genus surfaces, there is no preferred almost complex structure. Eventually we will want to consider all almost complex structures on the domain, but for now, fix an almost complex structure j on a surface Σ_g .

Definition 5.3 Let $C^\infty(\Sigma_g, M)$ denote the space of smooth maps between Σ_g and M . Consider $C^\infty(\Sigma_g, M)$ as an infinite-dimensional Fréchet manifold topologized with the C^∞ topology. If $E \rightarrow \Sigma_g$ is a smooth vector bundle, let $\Gamma(E)$ denote the Fréchet manifold of smooth sections of E .

Definition 5.4 Fix an almost complex structure J on M . Let $\Upsilon \rightarrow C^\infty(\Sigma_g, M)$ be the infinite-dimensional Fréchet bundle whose fiber over a map u is $\Omega^{0,1}(u^*TM)$. Here $\Omega^{0,1}(u^*TM)$ denotes the space of smooth anticomplex linear one-forms with values in the pullback of the tangent bundle of M .

Definition 5.5 Let $u: \Sigma_g \rightarrow M$ be smooth. The nonlinear $\bar{\partial}$ -operator $\bar{\partial}^{nl}$ is defined by the formula $\bar{\partial}^{nl}(u) = \frac{1}{2}(Du + J \circ Du \circ j) \in \Omega^{0,1}(u^*TM)$. The map u is said to be J -holomorphic if $\bar{\partial}^{nl}(u) = 0$.

The operator $\bar{\partial}^{nl}$ can be viewed as a section of Υ .

Definition 5.6 For $A \in H_2(M)$, let $\text{Hol}_A((\Sigma_g, j), (M, J))$ denote the subspace of $C^\infty(\Sigma_g, M)$ of maps u with $\bar{\partial}^{nl}u = 0$ and $u_*[\Sigma_g] = A$. Let $Z = \{z_i\} \subset \Sigma_g$ be a finite set of points and let $\mathfrak{z}: Z \rightarrow M$ be an injection. Let $\text{Hol}^{\mathfrak{z}}((\Sigma_g, j), (M, J))$ denote the subspace of $\text{Hol}((\Sigma_g, j), (M, J))$ of maps with $u(z_i) = \mathfrak{z}(z_i)$.

When $|Z| = 1$, we denote $\text{Hol}^{\mathfrak{z}}((\Sigma_g, j), (M, J))$ by $\text{Hol}^*((\Sigma_g, j), (M, J))$. We recall the definition of two linearizations of the equation $\bar{\partial}^{nl} = 0$ at a map $u: \Sigma_g \rightarrow M$. The first will correspond to solving the equation by only varying u while the other will correspond to solving the equation by varying u and the almost complex structure on the domain. We shall define

$$D_u: \Gamma(u^*TM) \rightarrow \Omega^{0,1}(u^*TM),$$

$$\tilde{D}_u: \Omega^{0,1}(T\Sigma_g) \times \Gamma(u^*TM) \rightarrow \Omega^{0,1}(u^*TM).$$

The operator $\bar{\partial}^{nl}$ defines a section of the bundle Υ defined above. Thus the derivative $D\bar{\partial}^{nl}$ is a bundle map $D\bar{\partial}^{nl}: T C^\infty(\Sigma_g, M) \rightarrow T\Upsilon$. The tangent bundle to the Fréchet manifold $C^\infty(\Sigma_g, M)$ is a bundle whose fiber at a map u is $\Gamma(u^*TM)$. Let $V \in \Upsilon_u$. There is a noncanonical splitting of $T\Upsilon_V$ into Υ_u and $T_u C^\infty(\Sigma_g, M)$. In [22], McDuff and Salamon use a Hermitian connection to construct a continuous family of projections $\pi_V: T\Upsilon_V \rightarrow \Upsilon_u$. This construction allows us to define the following linearized $\bar{\partial}$ -operator. Also see [22, Formula 3.2].

Definition 5.7 For $u: \Sigma_g \rightarrow M$ smooth, let $D_u: \Gamma(u^*TM) \rightarrow \Omega^{0,1}(u^*TM)$ be given by the formula $D_u = \pi_{\bar{\partial}^{nl}u} \circ D\bar{\partial}_u^{nl}$.

Definition 5.8 For $u: \Sigma_g \rightarrow M$ smooth, let the map $\tilde{D}_u: \Omega^{0,1}(T\Sigma_g) \times \Gamma(u^*TM) \rightarrow \Omega^{0,1}(u^*TM)$ be given by the formula $\tilde{D}_u(v, \xi) = Jdu(v) + D_u(\xi)$ for $v \in \Omega^{0,1}(T\Sigma_g)$ and $\xi \in \Gamma(u^*TM)$.

If the map u is a nonconstant J -holomorphic map to a symplectic four-manifold, Ivashkovich and Shevchishin in [12] defined a divisor D which is the divisor of zeros of du counted with multiplicity. In particular, if u is an immersion, D is the empty divisor. Let $\mathcal{L}(D)$ be the holomorphic line bundle associated to D . That is, $\mathcal{L}(D)$ is a vector bundle such that its associated sheaf of holomorphic sections is naturally isomorphic to the sheaf of meromorphic sections of the trivial complex line bundle with poles only on D with order less than or equal to the order of the divisor at that point. In [12], Ivashkovich and Shevchishin also constructed a normal bundle (generalizing that of [11]) called N and proved the following propositions (also see [33]).

Proposition 5.9 *There is a linear operator $\bar{\partial}_v: \Gamma(N) \rightarrow \Omega^{0,1}(N)$ making the following diagram of short exact sequences commute:*

$$\begin{array}{ccccccccc}
 0 & \longrightarrow & \Gamma(T\Sigma_g \otimes \mathcal{L}(D)) & \longrightarrow & \Gamma(u^*TM) & \longrightarrow & \Gamma(N) & \longrightarrow & 0 \\
 \downarrow & & \bar{\partial}_\tau \downarrow & & D_u \downarrow & & \bar{\partial}_v \downarrow & & \downarrow \\
 0 & \longrightarrow & \Omega^{0,1}(T\Sigma_g \otimes \mathcal{L}(D)) & \longrightarrow & \Omega^{0,1}(u^*TM) & \longrightarrow & \Omega^{0,1}(N) & \longrightarrow & 0
 \end{array}$$

Here $\bar{\partial}_\tau = D_{\text{id}}$ is the linearized $\bar{\partial}$ -operator at the identity map $\text{id}: \Sigma_g \rightarrow \Sigma_g$.

Although $\bar{\partial}_v$ is Fredholm and \tilde{D}_u is not, the two operators are closely related. In [33], Sikorav proved the following theorem.

Proposition 5.10 *If u is a nonconstant J -holomorphic map to a symplectic 4-manifold, the operator $\bar{\partial}_v: \Gamma(N) \rightarrow \Omega^{0,1}(N)$ is surjective if and only if the map $\tilde{D}_u: \Omega^{0,1}(T\Sigma_g) \times \Gamma(u^*TM) \rightarrow \Omega^{0,1}(u^*TM)$ is onto. Moreover, $\text{coker}(\bar{\partial}_v) = \text{coker}(\tilde{D}_u)$.*

5.2 Moduli spaces, holomorphic mapping spaces and their tangent spaces

In this subsection, we discuss various relevant moduli spaces and holomorphic mapping spaces. We recall the relationship between the kernels of various $\bar{\partial}$ -operators and the tangent spaces of holomorphic mapping spaces and moduli spaces. Let $Z = \{z_i\} \subset \Sigma_g$ be a finite set of points and $\mathfrak{z}: Z \rightarrow M$ an injection. For a bundle E over Σ_g , let $\Gamma(E)_Z \subset \Gamma(E)$ denote the subspace of sections which vanish on Z . Let $D_u^Z: \Gamma(u^*TM)_Z \rightarrow \Omega^{0,1}(u^*TM)$ be the restriction of D_u to $\Gamma(u^*TM)_Z$. Likewise define $\bar{\partial}_v^Z$ and \tilde{D}_u^Z . Recall that $\text{Hol}^3((\Sigma_g, j), (M, J))$ denotes the subspace of $\text{Hol}((\Sigma_g, j), (M, J))$ of maps with $u(z_i) = \mathfrak{z}(z_i)$.

Theorem 5.11 *Let $u \in \text{Hol}^3((\Sigma_g, j), (M, J))$. If $D_u^Z: \Gamma(u^*TM) \rightarrow \Omega^{0,1}(u^*TM)$ is surjective, then a neighborhood of u in $\text{Hol}^3((\Sigma_g, j), (M, J))$ is homeomorphic to a neighborhood of zero in $\ker(D_u^Z)$. Thus the tangent space of $\text{Hol}^3((\Sigma_g, j), (M, J))$ at the point u can be identified with $\ker D_u^Z$. If the map D_u^Z is onto for all $u \in \text{Hol}^3((\Sigma_g, j), (M, J))$, then $\text{Hol}^3((\Sigma_g, j), (M, J))$ is a smooth manifold.*

See [22] for a proof. Recall that a sufficient condition for a map between manifolds to have manifolds as fibers is that the map is a submersion. The above theorem regarding a space being smooth can be strengthened to a statement about a map being a submersion. Fix a path of compatible almost complex structures J_t . See [22] for a description of a natural topology on $\bigcup_t \text{Hol}^3((\Sigma_g, j), (M, J_t))$. There is a natural map

$$\pi: \bigcup_t \text{Hol}^3((\Sigma_g, j), (M, J_t)) \rightarrow \mathbb{R}$$

such that the fiber over $t \in \mathbb{R}$ is $\text{Hol}^3((\Sigma_g, j), (M, J_t))$. The above theorem can be strengthened: if D_u is onto, there is a neighborhood of u in $\bigcup_t \text{Hol}^3((\Sigma_g, j), (M, J_t))$ that is a smooth manifold and π is a submersion at u ; see [22; 33]. All of the theorems about smoothness of moduli spaces or mapping spaces in this section can be rephrased in terms of the corresponding projection maps being submersions.

The operator D_u will be primarily of interest in genus zero. In higher genus, D_u is generally not onto. However, \tilde{D}_u is often onto. This operator is not Fredholm as its kernel is infinite-dimensional. Therefore, $\ker \tilde{D}_u$ will not correspond to the tangent space of a finite-dimensional mapping space. Let \mathcal{J}_g denote the space of smooth almost complex structures on Σ_g compatible with a fixed orientation form. Consider the following infinite-dimensional J -holomorphic mapping space.

Definition 5.12 Let $\text{Hol}^3(\Sigma_g, (M, J)) \subset C^\infty(\Sigma_g, M) \times \mathcal{J}_g$ be the subset of maps and almost complex structures (u, j) such that u is (j, J) -holomorphic and $u(z_i) = \mathfrak{z}(z_i)$. For $A \in H_2(M)$, let $\text{Hol}_A^3(\Sigma_g, (M, J))$ be the subspace of maps such that $u_*([\Sigma_g]) = A$.

This is the space of all maps that are (j, J) -holomorphic for some j on Σ_g .

Definition 5.13 The moduli space of maps, denoted $\mathcal{M}_g^3(M, J, A)$, is the quotient of $\text{Hol}_A^3(\Sigma_g, (M, J))$ by $\text{Diff}_Z(\Sigma)$. Here $\text{Diff}_Z(\Sigma_g)$ is the group of diffeomorphisms pointwise fixing Z acting on functions by precomposition and on almost complex structures by pullback.

Note that for $g = 0$ and $Z = \emptyset$, we could also define $\mathcal{M}_0(M, J, A)$ as

$$\text{Hol}_A(\mathbb{CP}^1)(M, J)/\text{PSL}_2(\mathbb{C}).$$

Here $\text{PSL}_2(\mathbb{C}) = \text{Hol}_1((\mathbb{CP}^1, \mathbb{CP}^1))$ acts by precomposition. Also note that in genus zero, $\ker \bar{\partial}_\tau$ is a model for the tangent space of $\text{PSL}_2(\mathbb{C})$ at the identity. The operator $\bar{\partial}_\tau$ depends on a choice of divisor and here we choose that divisor to be the empty divisor since every automorphism is an immersion. In general, the action by $\text{Diff}_Z(\Sigma_g)$ is not free. If $2g \geq 3 - |Z|$, however, the action has finite stabilizers since the action of $\text{Diff}_Z(\Sigma_g)$ on \mathcal{J}_g has finite stabilizers. The action also has finite stabilizers whenever u is not constant [22]. In fact, the only nonconstant maps with nontrivial stabilizer groups are multiply covered maps.

Definition 5.14 A nonconstant J -holomorphic map $u: \Sigma_g \rightarrow M$ is called a multiple cover if there is a holomorphic branched cover $c: \Sigma_g \rightarrow \Sigma_{g'}$ of degree at least two and a J -holomorphic map $v: \Sigma_{g'} \rightarrow M$ such that $u = c \circ v$.

5.3 Nodal curves and Gromov compactness

None of the mapping spaces and few of the moduli spaces described in the previous section are compact. However, the moduli space of maps has a useful compactification introduced by Gromov in [9]. We will only need the case of genus zero. The proofs of all of the statements in this subsection are contained in [22]. One compactifies this moduli space by adding what are called nodal curves.

Definition 5.15 A nodal surface Σ is a finite collection of surfaces $\{\Sigma_{g_i}\}$ and finite collection of pairs of distinct points $\{(x_k, y_k)\}$ on the surfaces such that the quotient space $\bigsqcup \Sigma_{g_i} / \sim$ is connected. Here \sim is the relation $x_k \sim y_k$. The surfaces Σ_{g_i} are called the irreducible components of Σ . A complex nodal curve is a nodal surface with choice of almost complex structure j_i on each irreducible component.

The pairs of points x_k and y_k are called nodes. A J -holomorphic map u from a nodal curve Σ is a collection of (j_i, J) -holomorphic maps $u_i: \Sigma_{g_i} \rightarrow M$ such that $u_i(x_k) = u_j(y_k)$. Let the symbol $u_*[\Sigma]$ denote the sum $\sum_i u_{i*}[\Sigma_{g_i}]$. We fix a finite subset of $Z \subset \Sigma$ of size N that does not include any nodes. Let $\text{Diff}_Z(\Sigma)$ denote the subgroup of $\text{Diff}(\bigsqcup \Sigma_{g_i})$ that sends pairs of nodes to pairs of nodes and pointwise fixes Z . A map $u: \Sigma \rightarrow M$ is called stable if for each i with u_i constant, we have $2g_i \geq 3 - |(\{\text{nodes}\} \cup Z) \cap \Sigma_{g_i}|$. A nodal curve is called rational if the genus of every surface is zero and if the quotient space $\bigsqcup \Sigma_{g_i} / \sim$ is simply connected.

Definition 5.16 As a set, let $\overline{\mathcal{M}}_0^3(M, J, A)$ denote the set of rational stable nodal curves (Σ, j) and J -holomorphic maps $u: \Sigma \rightarrow M$ such that $u_*([\Sigma]) = A$ and $u(z_i) = \mathfrak{z}(z_i)$, modulo the action of the groups $\text{Diff}_Z(\Sigma)$.

Definition 5.17 As a set, let $\overline{\mathfrak{M}}_0^3(M, A) = \bigcup_J \overline{\mathcal{M}}_0^3(M, J, A)$.

Initially, these two sets are stratified by sets with a natural topology. To topologize these sets, see [9; 22]. In [9], Gromov proved the following theorem known as Gromov’s compactness theorem.

Theorem 5.18 *The natural map $\pi: \overline{\mathfrak{M}}_0^3(M, A) \rightarrow \mathcal{J}$ is proper. In particular, each $\overline{\mathcal{M}}_0^3(M, J, A)$ is compact.*

The $\bar{\partial}$ -operators from the previous section generalize to the case of nodal curves.

Definition 5.19 Let (Σ, j) be a nodal curve. If $u: \Sigma \rightarrow M$ is a J -holomorphic map, let $\Gamma(u^*TM)$ denote the subspace of $\prod_i \Gamma(u_i^*(TM))$ of tuples of sections (ξ_1, ξ_2, \dots) that agree at the nodes. Let $\Omega^{0,1}(u_i^*(TM)) = \prod_i \Omega^{0,1}(u_i^*(TM))$ and let $\Omega^{0,1}(T\Sigma) = \prod_i \Omega^{0,1}(T\Sigma_{g_i})$. Define $\Gamma(u^*TM)_Z$ to be the subspace of sections vanishing on Z .

Definition 5.20 If $u: \Sigma \rightarrow M$ is a J -holomorphic map from a nodal curve, let $D_u^Z: \Gamma(u^*TM)_Z \rightarrow \Omega^{0,1}(u_i^*(TM))$ denote the restriction of $D_{u_1} \times D_{u_2} \times \dots$ to sections vanishing on Z and agreeing on the nodes. Likewise define

$$\tilde{D}_u^Z: \Omega^{0,1}(T\Sigma) \times \Gamma(u^*TM)_Z \rightarrow \Omega^{0,1}(u_i^*(TM)).$$

The part of the following theorem regarding the operator D_u was proved in Ruan and Tian [25; 26], Fukaya and Ono [8], Li and Tian [17] and Siebert [31] and the part regarding the operator \tilde{D}_u was proved in [33].

Theorem 5.21 *Let $u \in \overline{\mathfrak{M}}_g^3(M, A)$, with K pairs of nodes and $u_*[\Sigma] = A$. Let $I = \langle c_1(TM), A \rangle + (\dim_{\mathbb{R}}(M) - 6)(1 - g - |Z|)$. Let $G \subset \text{Diff}_Z(\Sigma)$ be the stabilizer group of the map u . Assume that D_u^Z or \tilde{D}_u^Z is onto. Then there is a local homeomorphism*

$$\phi: \overline{\mathfrak{M}}_g^3(M, A) \rightarrow (\mathbb{C}^K \times C^{I-K} / G) \times \mathcal{J}.$$

Moreover, the group G is finite and acts linearly and the map ϕ commutes with the two natural maps to \mathcal{J} . Let μ be ϕ composed with the projection onto \mathbb{C}^K . Then for $v \in \overline{\mathfrak{M}}_g^3(M, A)$ near u , the number of components of the vector $\mu(v)$ which are zero equals the number of pairs of nodes of the domain of v . Additionally, these coordinate charts induce orbifold charts on the spaces $\overline{\mathcal{M}}_g^3(M, J, A)$.

5.4 Automatic transversality in dimension 4

Often one is interested in proving that linearized $\bar{\partial}$ -operators are surjective. For example, we noted that surjectivity of linearized $\bar{\partial}$ -operators is related to whether or not various moduli and mapping spaces are manifolds/orbifolds. Although linearized $\bar{\partial}$ -operators are not always surjective, one can often prove that for a generic choice of almost complex structure, certain linearized $\bar{\partial}$ -operators are surjective. However, for linearized $\bar{\partial}$ -operators acting on sections of complex line bundles, there is a topological criterion for proving surjectivity. This is the phenomena called automatic transversality. It has applications to the study of J -holomorphic maps to 4-manifolds since u^*TM often splits into the direct sum of two complex line bundles (normal and tangent bundles; see for example [Proposition 5.9](#)). In [\[11\]](#), they introduced the following definition and proved the following theorem in the case of $Z = \emptyset$.

Definition 5.22 Let E be a holomorphic line bundle. Let $\nabla^{0,1}: \Gamma(E) \rightarrow \Omega^{0,1}(E)$ be the antiholomorphic part of a Hermitian connection ∇ . We call a first-order differential operator $L: \Gamma(E) \rightarrow \Omega^{0,1}(E)$ a generalized $\bar{\partial}$ -operator if $L = \nabla^{0,1} + a$ with $a \in \Omega^{0,1}(\text{End}_{\mathbb{R}} E)$.

Theorem 5.23 If E is a holomorphic line bundle on Σ_g , $L: \Gamma(E) \rightarrow \Omega^{0,1}(E)$ a generalized $\bar{\partial}$ -operator, and $c_1(E) > 2g - 2$, then L is surjective. For any finite collection points Z , let L^Z denote the restriction of L to $\Gamma(E)_Z$. If $c_1(E) > 2g - 2 + |Z|$, then L^Z is surjective.

Generalizing this to the case where $Z \neq \emptyset$ is straightforward and is implicit in the work of [\[33\]](#).

[Theorem 5.23](#) is what is referred to as automatic transversality. It is automatic in the sense that one can prove that a linearized $\bar{\partial}$ -operator is onto without perturbing the almost complex structure. It pertains to transversality since it can be used to prove that $\bar{\partial}^{nl}$ is transverse to the zero section of Υ .

In [\[11\]](#), Hofer, Lizan and Sikorav also proved that $\bar{\partial}_v$ and $\bar{\partial}_\tau$ are generalized $\bar{\partial}$ -operators. Using [Proposition 5.10](#), this gives a topological criterion for proving that \tilde{D}_u is surjective. Since $c_1(T\Sigma_g) = 2 - 2g$, $\bar{\partial}_\tau$ associated to immersions is onto when $g = 0$. Combining this with [Theorem 5.23](#) and [Proposition 5.9](#), we get a topological criterion for proving that D_u is surjective. More explicitly we have the following corollaries.

Corollary 5.24 If $u: \Sigma_g \rightarrow M$ is a nonconstant J -holomorphic curve, M a symplectic 4-manifold, then \tilde{D}_u and $\bar{\partial}_v$ are onto if $c_1(u^*TM) > |D|$, where D is the divisor of zeros of the derivative of u . These operators are onto when restricted to the subspace of sections vanishing on Z if $c_1(u^*TM) > |D| + |Z|$.

Proof Note that $c_1(u^*TM) = c_1(N) + 2 - 2g + |D|$. Thus $c_1(N) > 2g - 2 + |Z|$ and by [Theorem 5.23](#), $\bar{\partial}_v^Z$ is onto. By [Proposition 5.10](#), \tilde{D}_u^Z is also onto. \square

Corollary 5.25 *If $u: \Sigma_g \rightarrow M$ is a nonconstant J -holomorphic curve, M a symplectic 4-manifold, then D_u^Z is onto if $4 - 4g + |D| - |Z| > 0$ and $c_1(u^*TM) > |D| + |Z|$.*

Proof For a divisor Q , let $\mathcal{L}(Q)$ denote the associated line bundle. Let D denote the divisor of zeros of the derivative of u and view the set Z as a divisor. By a generalization of [Proposition 5.9](#) to the case $|Z| > 0$, we have a commuting diagram of short exact sequences:

$$\begin{array}{ccccccccc}
 0 & \longrightarrow & \Gamma(T\Sigma_g \otimes \mathcal{L}(D - Z)) & \longrightarrow & \Gamma(u^*TM)_Z & \longrightarrow & \Gamma(N)_Z & \longrightarrow & 0 \\
 \downarrow & & \bar{d}_\tau^Z \downarrow & & \bar{d}_u^Z \downarrow & & \bar{\partial}_v^Z \downarrow & & \downarrow \\
 0 & \longrightarrow & \Omega^{0,1}(T\Sigma_g \otimes \mathcal{L}(D)) & \longrightarrow & \Omega^{0,1}(u^*TM) & \longrightarrow & \Omega^{0,1}(N) & \longrightarrow & 0
 \end{array}$$

Here N is the normal bundle of the curve u . By the snake lemma, we have the following exact sequence: $\text{coker } \bar{\partial}_\tau^Z \rightarrow \text{coker } D_u^Z \rightarrow \text{coker } \bar{\partial}_v^Z \rightarrow 0$. By [Theorem 5.23](#), $\bar{\partial}_\tau^Z$ and $\bar{\partial}_v^Z$ are onto so $\text{coker } D_u^Z = 0$. \square

In particular, the hypotheses of the above theorem are satisfied if u is an immersion, $g = 0$, $c_1(u^*TM) > |Z|$ and $|Z| < 4$. This allows us to prove many relevant holomorphic mapping spaces are smooth manifolds and relevant moduli spaces are orbifolds.

In [\[21\]](#), McDuff proved that the adjunction formula from algebraic geometry applies to J -holomorphic curves in symplectic 4-manifolds. This allows one to get a topological bound for the size of D , the divisor of zeros of a J -holomorphic map to a symplectic 4-manifold. This is relevant since the size of this divisor has appeared in several formulas in this subsection regarding when linearized $\bar{\partial}$ -operators are surjective. Since we are only interested in the case of $\mathbb{C}P^2$, we only state the formula in that case.

Theorem 5.26 *If $u: \Sigma_g \rightarrow \mathbb{C}P^2$ is a nonmultiply covered J -holomorphic map of degree d , then the number of points where u is not an embedding (counted with multiplicity) is equal to $(d - 1)(d - 2)/2 - g$. Hence $|D| \leq (d - 1)(d - 2)/2 - g$.*

See [\[21\]](#) for a precise statement of how to count singularities with multiplicity. Note that $(d - 1)(d - 2)/2 - g$ measures both points of self intersection and points of nonimmersion. Therefore $|D|$ is not necessarily equal to $(d - 1)(d - 2)/2 - g$.

6 Degree-one and two holomorphic spheres in $\mathbb{C}P^2$

In this section we describe automatic transversality and Gromov compactness arguments which show that the topology of the space of degree-one and two J -holomorphic maps to $\mathbb{C}P^2$ is independent of the choice of almost complex structure J . The results about degree-one maps are a small extension of the results in [9] and appear in [23]. The case of degree-two maps does not seem to appear in the literature in this form. The moduli space of degree two J -holomorphic curves is an orbifold. We use the theory of flows and principle bundles on orbifolds as reviewed in Section 4.

6.1 Degree-one holomorphic spheres in $\mathbb{C}P^2$

In this subsection we recall the results of [9; 23] on the topology of the space of degree-one J -holomorphic maps. In [23], the author proved the following propositions.

Proposition 6.1 *For any compatible almost complex structure J , $\text{Hol}_1^*(\mathbb{C}P^1, (\mathbb{C}P^2, J))$ is diffeomorphic to $\text{Hol}_1^*(\mathbb{C}P^1, (\mathbb{C}P^2, J_0))$. Moreover, there is such a diffeomorphism Φ making the following diagram homotopy commute:*

$$\begin{array}{ccc}
 \text{Hol}_1^*(\mathbb{C}P^1, (\mathbb{C}P^2, J_0)) & \xrightarrow{\Phi} & \text{Hol}_1^*(\mathbb{C}P^1, (\mathbb{C}P^2, J)) \\
 & \searrow i & \downarrow i \\
 & & \Omega^2\mathbb{C}P^2
 \end{array}$$

Definition 6.2 Let $\text{ev}: \text{Hol}_1(\mathbb{C}P^1, (\mathbb{C}P^2, J)) \rightarrow \mathbb{C}P^2$ be defined by $\text{ev}(u) = u(\infty)$.

The spaces $\text{Hol}_1^*(\mathbb{C}P^1, (\mathbb{C}P^2, J))$ are the fibers of the evaluation at infinity map

$$\text{ev}: \text{Hol}_1(\mathbb{C}P^1, (\mathbb{C}P^2, J)) \rightarrow \mathbb{C}P^2.$$

The previous proposition shows that the fibers are all diffeomorphic because they are for the standard almost complex structure on $\mathbb{C}P^2$. In fact, in [23] it was shown that the evaluation map $\text{ev}: \text{Hol}_1^*(\mathbb{C}P^1, (\mathbb{C}P^2, J)) \rightarrow \mathbb{C}P^2$ is a smooth fiber bundle.

Proposition 6.3 *For any compatible almost complex structure J , the map*

$$\text{ev}: \text{Hol}_1(\mathbb{C}P^1, (\mathbb{C}P^2, J)) \rightarrow \mathbb{C}P^2$$

is a fiber bundle.

6.2 Degree-two holomorphic spheres in $\mathbb{C}P^2$

We will now prove that the topology of degree-two J -holomorphic mapping spaces is independent of J . Some degree-two curves are multiply covered and hence the moduli spaces have orbifold points. Also, because degree-two curves can degenerate into two degree-one curves, the moduli space and the compactification are not equal. Let $Z = \{\infty\} \subset \mathbb{C}P^1$ and $z(\infty) = p_0 \in \mathbb{C}P^2$. There are four different types of elements of $\overline{\mathcal{M}}_0^3(\mathbb{C}P^2, J, 2)$ that we will treat separately.

Type 1 These curves are represented by a map $u: \mathbb{C}P^1 \rightarrow \mathbb{C}P^2$ with $u(\infty) = p_0$. The map u is an embedding and nonmultiply covered. These curves are elements of $\mathcal{M}_0^3(\mathbb{C}P^2, J, 2)$ and have trivial automorphism groups.

Type 2a These curves are represented by a map $u: \mathbb{C}P^1 \rightarrow \mathbb{C}P^2$ with $u(\infty) = p_0$. Here the map u is of the form $c \circ v$. Here $c: \mathbb{C}P^1 \rightarrow \mathbb{C}P^1$ is a degree-two branched cover and $v: \mathbb{C}P^1 \rightarrow \mathbb{C}P^2$ is a degree-one embedding. We assume that ∞ is not a branch point of c . These curves are elements of $\mathcal{M}_0^3(\mathbb{C}P^2, J, 2)$ and have trivial automorphism groups.

Type 2b These curves are identical to those of type 2a but we assume that ∞ is a branch point of c . The automorphism groups of these curves are \mathbb{Z}_2 . These curves are elements of $\mathcal{M}_0^3(\mathbb{C}P^2, J, 2)$.

Type 3 These curves are represented by two degree-one maps $u_1, u_2: \mathbb{C}P^1 \rightarrow \mathbb{C}P^2$ with $u_1(\infty) = p_0$ and $u_1(0) = u_2(\infty)$. We require that u_1 and u_2 have distinct images. The automorphism groups of these curves are trivial. These curves are elements of $\partial\overline{\mathcal{M}}_0^3(\mathbb{C}P^2, J, 2)$.

Type 4a These curves are represented by two degree-one maps $u_1, u_2: \mathbb{C}P^1 \rightarrow \mathbb{C}P^2$ and a degree-zero (constant) map $u_3: \mathbb{C}P^1 \rightarrow \mathbb{C}P^2$ with the constraint that $u_1(\infty) = u_3(0)$, $u_2(\infty) = u_3(1)$ and $u_3(\infty) = p_0$. Note that this condition is really just that $u_1(\infty) = u_2(\infty) = p_0$; however, we add in the extra genus-zero curve to make it a stable map. We require that the images of u_1 and u_2 are different. These curves are elements of $\partial\overline{\mathcal{M}}_0^3(\mathbb{C}P^2, J, 2)$ and have trivial automorphism groups.

Type 4b These curves are identical to those of type 2a but we instead require that the images of u_1 and u_2 are the same. These curves are elements of $\partial\overline{\mathcal{M}}_0^3(\mathbb{C}P^2, J, 2)$ and have automorphism groups \mathbb{Z}_2 .

By [Theorem 5.21](#), we can show that a moduli space is a smooth orbifold if we can prove that the relevant linearized $\bar{\partial}$ -operators are surjective. This is the case for rational degree-two curves in $\mathbb{C}P^2$.

Proposition 6.4 *Let J be any compatible almost complex structure on $\mathbb{C}P^2$. If $u \in \overline{\mathcal{M}}_0^3(\mathbb{C}P^2, J, 2)$, then D_u^Z is onto. In particular, this gives a smooth orbifold structure on $\overline{\mathcal{M}}_0^3(\mathbb{C}P^2, J, 2)$.*

Proof The proof involves analyzing all four cases. In all cases $|Z| = 1$. The symmetry groups do not affect transversality so we can address type 2a and type 2b curves or type 4a and type 4b curves at the same time.

Type 1 Since the map u is an embedding, $|D| = 0$. Note that $c_1(u^*T\mathbb{C}P^2) = 3 \deg(u) = 6 > |D| + |Z| = 1$ and $4 - 4g + |D| - |Z| = 3 > 0$ so [Corollary 5.25](#) implies that D_u^Z is onto.

Type 2 The map u is the composition of an embedding and a degree-two branched cover. By the Riemann Hurwitz formula, degree-two branched covers have two simple branch points. Thus, the map u is an immersion except at 2 points and $|D| = 2$. Note that $c_1(u^*T\mathbb{C}P^2) = 6 > |D| + |Z| = 3$ and $4 - 4g + |D| - |Z| = 5 > 0$ so [Corollary 5.25](#) implies that D_u^Z is onto.

Type 3 Note that all degree-one curves are embeddings. In this case, $\Gamma(u^*T\mathbb{C}P^2)_Z$ is the subspace of

$$\Gamma(u_1^*T\mathbb{C}P^2) \times \Gamma(u_2^*T\mathbb{C}P^2)$$

consisting of pairs of sections (ξ_1, ξ_2) with $\xi_1(\infty) = 0$ and $\xi_2(\infty) = \xi_1(0)$. Also recall that

$$\Omega^{0,1}(u^*T\mathbb{C}P^2) = \Omega^{0,1}(u_1^*T\mathbb{C}P^2) \times \Omega^{0,1}(u_2^*T\mathbb{C}P^2)$$

and that $D_u^Z: \Gamma(u^*T\mathbb{C}P^2)_Z \rightarrow \Omega^{0,1}(u^*T\mathbb{C}P^2)$ is the restriction of $D_{u_1} \times D_{u_2}$ to $\Gamma(u^*T\mathbb{C}P^2)_Z$.

Let $Z_1 = \{0, \infty\}$ viewed as a divisor on the domain of u_1 and let $Z_2 = \{\infty\}$ viewed as a divisor on the domain of u_2 . The map $D_{u_1}: \Gamma(u_1^*T\mathbb{C}P^2)_{Z_1} \rightarrow \Omega^{0,1}(u_1^*T\mathbb{C}P^2)$ is surjective by [Corollary 5.25](#) since $c_1(u_1^*T\mathbb{C}P^2) = 3 > |D| + |Z_1| = 2$ and $4 - 4g + |D| - |Z_1| = 2 > 0$. The map $D_{u_2}: \Gamma(u_2^*T\mathbb{C}P^2)_{Z_2} \rightarrow \Omega^{0,1}(u_2^*T\mathbb{C}P^2)$ is surjective by [Corollary 5.25](#) since $c_1(u_2^*T\mathbb{C}P^2) = 3 > |D| + |Z_2| = 1$ and $4 - 4g + |D| - |Z_2| = 3 > 0$. Let $V \subset \Gamma(u^*T\mathbb{C}P^2)_Z$ be the subspace of sections where $\xi_2(\infty) = \xi_1(0) = 0$. The subspace V is isomorphic to $\Gamma(u_1^*T\mathbb{C}P^2)_{Z_1} \times \Gamma(u_2^*T\mathbb{C}P^2)_{Z_2}$ and the restriction of D_u^Z to V is $D_{u_1}^{Z_1} \times D_{u_2}^{Z_2}$. Since D_u^Z is surjective when restricted to V , it is surjective.

Type 4 In these cases, $\Gamma(u^*T\mathbb{C}P^2)_Z$ is the subspace of

$$\Gamma(u_1^*T\mathbb{C}P^2) \times \Gamma(u_2^*T\mathbb{C}P^2) \times \Gamma(u_3^*T\mathbb{C}P^2)$$

consisting of sections (ξ_1, ξ_2, ξ_3) with $\xi_1(\infty) = \xi_3(z_1)$ and $\xi_2(\infty) = \xi_3(z_2)$ and $\xi_3(\infty) = 0$. We have

$$\Omega^{0,1}(u^*T\mathbb{C}P^2) = \Omega^{0,1}(u_1^*T\mathbb{C}P^2) \times \Omega^{0,1}(u_2^*T\mathbb{C}P^2) \times \Omega^{0,1}(u_3^*T\mathbb{C}P^2)$$

and that $D_u^Z: \Gamma(u^*T\mathbb{C}P^2)_Z \rightarrow \Omega^{0,1}(u^*T\mathbb{C}P^2)$ is the restriction of $D_{u_1} \times D_{u_2} \times D_{u_3}$ to $\Gamma(u^*T\mathbb{C}P^2)_Z$.

Let $(\eta_1, \eta_2, \eta_3) \in \Omega^{0,1}(u^*T\mathbb{C}P^2)$ be arbitrary. Since u_3 is constant, $u_3^*T\mathbb{C}P^2$ is the trivial complex plane bundle $\mathcal{O} \oplus \mathcal{O}$. Let $\mathcal{L}(-\infty)$ be the line bundle associated to the sheaf of sections of \mathcal{O} vanishing at ∞ . Since $H^1((\mathcal{O} \oplus \mathcal{O}) \otimes \mathcal{L}(-\infty)) = 0$, we can find a section $\xi_3 \in \Gamma(u_3^*T\mathbb{C}P^2)$ with $D_{u_3}(\xi_3) = \eta_3$ and $\xi_3(\infty) = 0$. For $i = 1$ or 2 , let α_i be a section of $u_i^*T\mathbb{C}P^2$ with $\alpha_i(\infty) = \xi_3(z_i)$. For $i = 1$ or 2 , let $Z_i = \{\infty\}$ viewed as a subset of the domain of u_i . As we observed when considering type 3 curves, the $D_{u_i}^{Z_i}$ are surjective and so we can find a section $\xi_i \in \Gamma(u_i^*T\mathbb{C}P^2)_{Z_i}$ with $D_{u_i}\xi = \eta_i + D_{u_i}\alpha_i$. Thus $D_{u_i}(\xi_i + \alpha_i) = \eta_i$ and $(\xi_i + \alpha_i)(\infty) = \xi_3(z_i)$. Hence $(\xi_1 + \alpha_1, \xi_2 + \alpha_2, \xi_3) \in \Gamma(u^*T\mathbb{C}P^2)_Z$ and $D_u^Z(\xi_1 + \alpha_1, \xi_2 + \alpha_2, \xi_3) = (\eta_1, \eta_2, \eta_3)$. This completes the proof that D_u^Z is onto for u of type 4. \square

Let J_t be a family of almost complex structures on a manifold $\mathbb{C}P^2$. Let $\overline{\mathfrak{M}} = \bigcup_t \overline{\mathcal{M}}_0^3(\mathbb{C}P^2, J_t, 2)$ and $\mathfrak{M} = \bigcup_t \mathcal{M}_0^3(\mathbb{C}P^2, J_t, 2)$. There is a natural map $\pi: \overline{\mathfrak{M}} \rightarrow \mathbb{R}$ which sends elements of $\overline{\mathcal{M}}_0^3(\mathbb{C}P^2, J_t, 2)$ to t . [Theorem 5.21](#) and [Proposition 6.4](#) combine to show that π is a submersion. Additionally, [Theorem 5.21](#) gives special charts on $\overline{\mathfrak{M}}$ and describes the local structure of the inclusion $\mathfrak{M} \subset \overline{\mathfrak{M}}$ in these charts. Using these charts, we can prove the following theorem.

Theorem 6.5 *The orbifold equivalence class of $\mathcal{M}_0^3(\mathbb{C}P^2, J, 2)$ is independent of J .*

Proof Assume that we are interested in comparing the moduli spaces of J_0 and J_1 holomorphic curves. Let J_t be a path connecting J_0 and J_1 . In order not to discuss orbifolds with boundary, we will define J_t for $t < 0$ and $t > 1$.

Let $\{(U_i, G_i, \phi_i)\}$ be the orbifold charts on $\overline{\mathfrak{M}}$ coming from [Theorem 5.21](#). Let $\{\rho_i\}$ be a partition of unity subordinate to $\{(U_i, G_i, \phi_i)\}$. Let χ_i be the vector field on U_i induced from the product of the zero vector field on $\mathbb{C}^m \times \mathbb{C}^d / \text{Aut}(\Sigma)$ and the unit speed vector field on \mathbb{R} . Let $b: \overline{\mathfrak{M}} \rightarrow \mathbb{R}$ be a function such that $b(v) = 0$ if $\pi(v) \notin [-1, 2]$ and $b(v) = 1$ if $\pi(v) \in [0, 1]$. Let $\chi = b \sum \rho_i \chi_i$. By Gromov compactness, χ has compact support. Thus, ξ induces a flow $\phi_t: \mathbb{R} \times \overline{\mathfrak{M}} \rightarrow \overline{\mathfrak{M}}$. Since χ projects to a unit length vector field on $[0, 1]$, for $t \in [0, 1]$, ϕ_t restricts to a map $\phi_t: \overline{\mathcal{M}}_0^3(\mathbb{C}P^2, J_0, 2) \rightarrow \overline{\mathcal{M}}_0^3(\mathbb{C}P^2, J_t, 2)$. The flow induces orbifold equivalences. Since each vector field χ_i is parallel to the loci of singular curves $\overline{\mathfrak{M}} - \mathfrak{M}$, so is χ . So, ϕ_t restricts to an equivalence between $\mathcal{M}_0^3(\mathbb{C}P^2, J_0, 2)$ and $\mathcal{M}_0^3(\mathbb{C}P^2, J_t, 2)$. \square

Theorem 6.6 *The diffeomorphism type of $\text{Hol}_2^*(\mathbb{C}P^1, (\mathbb{C}P^2, J))$ is independent of J . Moreover, there is a diffeomorphism $\Phi: \text{Hol}_2^*(\mathbb{C}P^1, (\mathbb{C}P^2, J_0)) \rightarrow \text{Hol}_2^*(\mathbb{C}P^1, (\mathbb{C}P^2, J))$ making the following diagram homotopy commute:*

$$\begin{array}{ccc}
 \text{Hol}_2^*(\Sigma_g, (\mathbb{C}P^2, J_0)) & \xrightarrow{\Phi} & \text{Hol}_2^*(\Sigma_g, (\mathbb{C}P^2, J)) \\
 & \searrow i & \downarrow i \\
 & & \Omega^2 \mathbb{C}P^2
 \end{array}$$

Proof Take a one-parameter family of almost complex structures J_t as in the proof of the previous theorem. $\text{Hol}_2^*(\mathbb{C}P^1, (\mathbb{C}P^2, J_t))$ is a principle $\text{Hol}_1^*(\mathbb{C}P^1, \mathbb{C}P^1)$ orbifold over $\mathfrak{M} = \bigcup_t \mathcal{M}_0^3(\mathbb{C}P^2, J_t, 2)$. Pulling back along the equivalence ϕ_t gives a one-parameter family of orbundles over $\mathcal{M}_0^3(\mathbb{C}P^2, J_0, 2)$. Equivalence classes of G -orbundles over an orbifold X are in bijection with homotopy classes of maps from BX to BG (Theorem 4.12). Since \mathbb{R} is connected, the orbundle type and hence the orbifold equivalence class of $\text{Hol}_2^*(\mathbb{C}P^1, (\mathbb{C}P^2, J_t))$ is independent of t . Since the category of smooth manifolds is a full subcategory of the category of smooth orbifolds, and since the total spaces of these orbundles are manifolds not orbifolds, we have that the diffeomorphism type of $\text{Hol}_2^*(\mathbb{C}P^1, (\mathbb{C}P^2, J))$ is independent of J .

To see that the above diagram homotopy commutes, consider the space

$$\bigcup_t \text{Hol}_2^*(\mathbb{C}P^1, (\mathbb{C}P^2, J_t)).$$

The restriction to $t = 0$ or $t = 1$ are the two inclusion maps in the above diagram. The fact that the inclusion map is defined over all of $\bigcup_t \text{Hol}_2^*(\mathbb{C}P^1, (\mathbb{C}P^2, J_t))$ gives the homotopy. □

Proposition 6.7 *The evaluation at infinity map $\text{ev}: \text{Hol}_2(\mathbb{C}P^1, (\mathbb{C}P^2, J)) \rightarrow \mathbb{C}P^2$ is a smooth fiber bundle map.*

Proof This proof is exactly the same as the proof of Proposition 6.3 given in [23], except one needs to use arguments similar to those of Theorems 6.5 and 6.6 to deal with the lack of properness and orbifold points.

Since the group of holomorphic automorphisms of $(\mathbb{C}P^2, J_0)$ acts transitively on $\mathbb{C}P^2$, $\text{ev}: \text{Hol}_2(\mathbb{C}P^1, (\mathbb{C}P^2, J_0)) \rightarrow \mathbb{C}P^2$ is a smooth fiber bundle map. We will use automatic transversality arguments to show $\text{ev}: \text{Hol}_2(\mathbb{C}P^1, (\mathbb{C}P^2, J)) \rightarrow \mathbb{C}P^2$ is fiberwise diffeomorphic to $\text{ev}: \text{Hol}_2(\mathbb{C}P^1, (\mathbb{C}P^2, J_0)) \rightarrow \mathbb{C}P^2$ and hence is also a smooth bundle map.

Let $\mathcal{M}_0^{(\infty)}(\mathbb{C}P^2, J, 2) = \text{Hol}_2(\mathbb{C}P^1, (\mathbb{C}P^2, J)) / \text{Hol}^*(\mathbb{C}P^1, \mathbb{C}P^1)$ with the basepoint condition defining $\text{Hol}^*(\mathbb{C}P^1, \mathbb{C}P^1)$ being $u(\infty) = \infty$ and let $\bar{\mathcal{M}}_0^{(\infty)}(\mathbb{C}P^2, J, 2)$ be its compactification by stable maps. Let J_t be a path of almost complex structures connecting J_0 to J and let

$$\begin{aligned} \mathfrak{H} &= \bigcup_t \text{Hol}_2(\mathbb{C}P^1, (\mathbb{C}P^2, J_t)), \\ \mathfrak{M} &= \bigcup_t \mathcal{M}_0^{(\infty)}(\mathbb{C}P^2, J_t, 2), \\ \bar{\mathfrak{M}} &= \bigcup_t \bar{\mathcal{M}}_0^{(\infty)}(\mathbb{C}P^2, J_t, 2). \end{aligned}$$

The map $\mathfrak{H} \rightarrow \mathfrak{M}$ is a one-parameter family of principle orbundles with fiber $\text{Hol}_1^*(\mathbb{C}P^1, \mathbb{C}P^1)$. The transversality condition needed to establish this is the same as that needed to show $\text{Hol}_1^*(\mathbb{C}P^1, \mathbb{C}P^1)$ is a manifold, namely $c_1(T\mathbb{C}P^1) = 2 > 0$. By the same arguments as those in the proof of [Theorem 6.6](#), we see that the isomorphism type of the bundle $\text{Hol}_2(\mathbb{C}P^1, (\mathbb{C}P^2, J_t)) \rightarrow \mathcal{M}_0^{(\infty)}(\mathbb{C}P^2, J_t, 2)$ is independent of t .

By Gromov compactness, the map $\bar{\mathfrak{M}} \rightarrow \mathbb{C}P^2 \times \mathbb{R}$ is proper. It is a submersion, by the automatic transversality calculation done in [Proposition 6.4](#). Using the arguments of [Theorem 6.5](#), we conclude that the isomorphism types of the bundles $\bar{\mathcal{M}}_0^{(\infty)}(\mathbb{C}P^2, J_t, 2) \rightarrow \mathbb{C}P^2$ and $\mathcal{M}_0^{(\infty)}(\mathbb{C}P^2, J_t, 2) \rightarrow \mathbb{C}P^2$ are independent of t .

The rest of the arguments follow those of the proof of [\[23, Theorem 2.17\]](#). We use the above results to show that the fiber diffeomorphism type of $\text{Hol}_2(\mathbb{C}P^1, (\mathbb{C}P^2, J_t)) \rightarrow \mathbb{C}P^2$ is independent of t and use this to conclude that $\text{ev}: \text{Hol}_2(\mathbb{C}P^1, (\mathbb{C}P^2, J)) \rightarrow \mathbb{C}P^2$ is a fiber bundle. □

7 Construction of a holomorphic gluing map

In [Section 2](#), we discussed a scanning map which, in particular, gives a map

$$s: \int_{\Sigma_g\text{-pt}} R_2 \rightarrow \text{Map}^*(\Sigma_g, B^2B(D_2, D_2, R_2)).$$

In [Section 3](#), we noted that $B^2B(D_2, D_2, R_2) \simeq \mathbb{C}P^2$. Moreover, we showed that a map $h: R_2 \rightarrow \Omega^2\mathbb{C}P^2$ satisfying certain conditions induces a map

$$\int_{\Sigma_g\text{-pt}} R_2 \rightarrow \text{Map}^*(\Sigma_g, \mathbb{C}P^2)$$

which is a homology equivalence in an explicit range. In [Section 7.2](#), we define a map $h: R_2 \rightarrow \text{Map}^*(\mathbb{C}P^1, \mathbb{C}P^2)$ which lands in a neighborhood of $\text{Hol}^*(\mathbb{C}P^1, (\mathbb{C}P^2, J))$.

In Section 8.2 we describe how to interpret h a map of partial D_2 -algebras up to homotopy $h: R_2 \rightarrow \Omega^2\mathbb{C}P^2$. Given this, it is natural to ask if there a gluing map

$$g: \int_{\Sigma_g\text{-pt}} R_2 \rightarrow \text{Hol}^*(\Sigma_g, (\mathbb{C}P^2, J)).$$

This is the goal of this section. We will need some modifications primarily because of two issues. Due to details involving analysis, we will not be able to construct such a gluing map on all of $\int_{\Sigma_g\text{-pt}} R_2$ but only on compact subsets. Due to transversality issues, we will need to use a construction that involves bundles of D_2 -algebras over a manifold instead of just one fixed D_2 -algebra.

7.1 Approximate gluing maps and the implicit function theorem

In this subsection, we discuss a gluing construction from [33] which is a generalization of a construction which appears in [22]. Let $\Sigma \in \overline{\mathcal{M}}_g$ be a nodal curve. Suppose K is a compact set and $f: K \rightarrow \text{Hol}(\Sigma, (M, J))$. If certain linearized $\bar{\partial}$ -operators are surjective, Sikorav in [33] described how to construct a map $\hat{f}: K \rightarrow \text{Hol}(\Sigma_g, (M, J))$ which can be thought of as a desingularization of the map $f: K \rightarrow \text{Hol}(\Sigma, (M, J))$. This is done by first constructing a map $f_a: K \rightarrow \text{Map}(\Sigma_g, M)$ such that $f_a(\kappa)$ is almost a J -holomorphic map in an appropriate sense. One proves that $\text{coker } D_{f_a(\kappa)} = \text{coker } D_{f(\kappa)}$ and $\text{coker } \tilde{D}_{f_a(\kappa)} = \text{coker } \tilde{D}_{f(\kappa)}$. In our situation, the surjectivity of these operators can be checked via automatic transversality arguments. Then one applies an implicit function theorem to correct f_a and build the map $\hat{f}: K \rightarrow \text{Hol}(\Sigma_g, (M, J))$. We start off by stating implicit function theorems for D_u [22] and \tilde{D}_u [33].

We will state a version of the implicit function theorem that not only describes when a map u can be corrected to a J -holomorphic map \hat{u} , but also gives an estimate for the distance between u and \hat{u} . Estimates for the distance between \hat{u} and u depend on bounds for the norm of the partial right inverse of \tilde{D}_u . Extend \tilde{D}_u to a map $\tilde{D}_u: W^{1,p}(\Gamma(u^*TM)) \rightarrow L^p(\Omega^{0,1}(u^*TM))$. Here $W^{1,p}(\cdot)$ or $L^p(\cdot)$ denote the completion of the vector space with respect to the indicated norm. In our situation, this requires picking a metric on the surface. Suppose $Q_u: L^p(\Omega^{0,1}(u^*TM)) \rightarrow W^{1,p}(\Gamma(u^*TM))$ is a right inverse to D_u . A bound on the norm of Q_u measures how surjective D_u is in the following sense. Given two Banach spaces X and Y , let $\mathcal{L}(X, Y)$ denote the Banach space of bounded linear transformation with the operator norm. By a Neumann series argument, one can show that if $A \in \mathcal{L}(X, Y)$ and $B \in \mathcal{L}(Y, X)$ with $A \circ B = \text{id}_Y$, then if $\|C - A\| < \|B\|$, then C is also surjective. Also, note that if D_u is surjective, then it will have a bounded partial right inverse. In [22, Theorem 3.3.4], the following theorem is proved in the case that $Z = \emptyset$. The general case follows by similar arguments.

Theorem 7.1 Fix a finite set $Z \subset \Sigma_g$ and let $p > 2$. For every $c_0 > 0$, there exists $\delta > 0$ and $c > 0$ (only depending on c_0) such that the following hold. Fix a metric on Σ_g with volume less than c_0 . Fix an almost complex structure j on Σ_g and let $u: \Sigma_g \rightarrow M$ be smooth. Assume that $D_u^Z: W^{1,p}(\Gamma(u^*TM)_Z) \rightarrow L^p(\Omega^{0,1}(u^*(TM)))$ is surjective and let $Q_u: L^{1,p}(\Omega^{0,1}(u^*(TM))) \rightarrow W^{1,p}(\Gamma(u^*TM)_Z)$ be a right inverse. Assume that $\|Q_u\| \leq c_0$, $\|du\|_{L^p} \leq c_0$ and $\|\bar{\partial}^{n,l}u\|_{L^p} \leq \delta$. Under these circumstances, there exists $\xi \in \Gamma(u^*TM)_Z$ such that the function \hat{u} defined by the following formula is (j, J) -holomorphic:

$$\hat{u}(z) = \exp_u(z)(\xi_z).$$

Also, $\|\xi\|_{W^{1,p}} \leq c\|\bar{\partial}^{n,l}u\|_{L^p} \leq \delta c_0$.

The analogous theorem for the operator \tilde{D}_u^Z is implicit in step 4 of the proof of Theorem 1 of [33].

Theorem 7.2 Fix a finite set $Z \subset \Sigma_g$ and let $p > 2$. For every $c_0 > 0$, there exists $\delta > 0$ and $c > 0$ (only depending on c_0) such that the following hold. Fix a metric on Σ_g with volume less than c_0 . Fix an almost complex structure j on Σ_g and let $u: \Sigma_g \rightarrow M$ be smooth. Assume that $\tilde{D}_u^Z: W^{1,p}(\Omega^{0,1}(T^*\Sigma_g)_Z \times \Gamma(u^*TM)_Z) \rightarrow L^p(\Omega^{0,1}(u^*(TM)))$ is surjective and let

$$Q_u: L^{1,p}(\Omega^{0,1}(u^*(TM))) \rightarrow W^{1,p}(\Omega^{0,1}(T^*\Sigma_g)_Z \times \Gamma(u^*TM)_Z)$$

be a right inverse. Assume that $\|Q_u\| \leq c_0$, $\|du\|_{L^p} \leq c_0$ and $\|\bar{\partial}^{n,l}u\|_{L^p} \leq \delta$. Under these circumstances, there exists $\xi \in \Gamma(u^*TM)_Z$ and almost complex structure j' on Σ_g such that the function \hat{u} defined by the following formula is (j', J) -holomorphic:

$$\hat{u}(z) = \exp_u(z)(\xi_z).$$

Also, $\|\xi\|_{W^{1,p}} \leq c\|\bar{\partial}^{n,l}u\|_{L^p} \leq \delta c_0$. The almost complex structure $j' = \exp_j(F)$ for some $F \in \Omega^{0,1}(T\Sigma_g)$.

Next we turn towards constructing gluing maps. Consider the following situation. Let $C_i = (\Sigma_{g_i}, j_i)$ be complex curves for $i = 1$ and 2 . Let $z_i \in \Sigma_{g_i}$ and $u_i: C_i \rightarrow M$ be J -holomorphic maps with $u_1(z_1) = u_2(z_2)$. Let $e_i: \mathbb{D} \rightarrow C_i$ be holomorphic embeddings with $e_i(0) = z_i$. Here \mathbb{D} is the open unit disk in \mathbb{C} with the standard complex structure. Fix metrics on each surface Σ_{g_i} . In [33], they describe how to construct a smooth complex curve \hat{C} of genus $g_1 + g_2$ with a J -holomorphic map $\hat{u}: \hat{C} \rightarrow M$. For the remainder of this subsection, we will describe their construction. We consider gluing just two curves for simplicity of notation and clarity but the construction generalizes to allow the gluing of an arbitrary finite number of curves in compact families. In

future sections we will only be interested in the case where all but one of the curves are rational.

Let $\mathbb{D}_t \subset \mathbb{C}$ be the disk of radius t centered at the origin. We will always assume $t \in (0, 1)$. Let $A_t \subset \mathbb{D}^2$ be the subspace of points (x, y) with $xy = t$. The space A_t is topologically an annulus with a natural complex structure and metric induced by \mathbb{C}^2 . Let $C_t = ((C_1 - e_1(\mathbb{D}\sqrt{t})) \cup (C_2 - e_2(\mathbb{D}\sqrt{t})) \cup A_t) / \sim$. Here \sim is the relation that $(x, y) \sim e_1(x)$ if $|x| > |y|$ and $(x, y) \sim e_2(y)$ if $|y| > |x|$. Denote the inclusion map $A_t \rightarrow C_t$ by ψ . The space C_t is a surface of genus $g_1 + g_2$ and has a natural complex structure coming from the C_i and A_t .

To construct a J -holomorphic map $u_t: C_t \rightarrow M$, we first construct an approximate J -holomorphic map $u_a^t: C_t \rightarrow M$ such that $\lim_{t \rightarrow 0} \|\bar{\partial}u_a^t\|_{L^p} = 0$. The function u_a^t will agree with u_i on the image of $C_i - e_i(\mathbb{D}_1)$ and we will use cutoff functions to define the function on the rest of the surface. Fix $p: [0, \infty) \rightarrow [0, 1]$ a smooth function with $p(s) = 0$ for $s \leq 1$ and $p(s) = 1$ for $s \geq 2$. Let C be the nodal curve which is the wedge of C_1 and C_2 at the points $z_1 = e_1(0)$ and $z_2 = e_2(0)$ and let $u: C \rightarrow M$ be the map induced by the u_i 's. Let $P_t: C_t \rightarrow C$ be defined as follows. For points outside of $e_i(\mathbb{D})$, define P_t by the map $C_t - \bigcup e_i(\mathbb{D}) \rightarrow C_1 \cup C_2 \rightarrow C$. For $(x, y) \in A_t$, define $P_t(\psi(x, y))$ by the formula

$$P_t(\psi(x, y)) = \begin{cases} e_1(p(t^{-1/4}|x|)x) & \text{if } |x| \geq |y|, \\ e_2(p(t^{-1/4}|y|)y) & \text{if } |y| \geq |x|. \end{cases}$$

Define the map $u_a^t: C_t \rightarrow M$ by the formula $u_a^t = u \circ P_t$. The map u_a^t is not J -holomorphic, but in [33, Section 3.1] they proved the following.

Theorem 7.3 *Fix metrics on the curves C_1 and C_2 and consider C_t to have these metric outside of the images of e_i and on A_t we use the metric induced by \mathbb{C}^2 . For any maps $u_i: C_i \rightarrow M$ with $u_1(z_1) = u_2(z_2)$, we have $\|\bar{\partial}^{n_l}u_a^t\|_{L^p} = \|\bar{\partial}^{n_l}u_1\|_{L^p} + \|\bar{\partial}^{n_l}u_2\|_{L^p} + O(t^{1/(2p)})$. Moreover, this estimate is uniform in families whose first derivative is uniformly pointwise bounded within the images of the embeddings.*

In particular, if u_1 and u_2 are J -holomorphic, then $\|\bar{\partial}^{n_l}u_a^t\|_{L^p}$ can be made arbitrarily small. This is the sense in which u_a^t is approximately J -holomorphic.

Remark 4 Later in this section we will want to iterate this gluing construction. To apply the above theorem, we need to observe that in fact the first derivative of u_a^t is bounded as t goes to zero. The function u_a^t is equal to one of the u_i or constant except on the annulus $t^{1/4} \leq |x| \leq 2t^{1/4}$ and on the annulus with x replaced with y . On this annulus, $Du_a^t = O(t^{-1/4}|x|) = O(1)$. This bound depends on the cutoff function p and on the u_i but not on t .

In order to apply the implicit function theorem, Theorem 7.1 or 7.2, we also need a way to compute coker D_{u_a} or coker \tilde{D}_{u_a} . In [33], the following theorem was proved.

Theorem 7.4 *For any finite subset $Z \subset C_t - A_t$, there is an isomorphism between the cokernels of $\tilde{D}_{u_a}^Z$ and \tilde{D}_u^Z for sufficiently small t .*

When $\dim_{\mathbb{R}} M=4$, we can often use automatic transversality techniques (Theorem 5.23) to prove that \tilde{D}_u is onto. This then implies that $\tilde{D}_{u_a^t}$ is onto and thus, by Theorem 7.2, the map u_a^t can be corrected to produce an actual J -holomorphic map. A similar theorem is proved in [22] relating D_u and $D_{u_a^t}$. If \tilde{D}_u is surjective, then in [33], a uniform bound on the norms of partial right inverses of \tilde{D}_{u_t} is constructed.

Theorem 7.5 *If \tilde{D}_u is onto, then for sufficiently small t , there exists a number c_0 such that \tilde{D}_{u_t} has a right inverse with norm less than c_0 .*

Combining Theorems 7.2, 7.3, 7.4 and 7.5, we get the following theorem.

Theorem 7.6 *If C is a nodal curve, $u: C \rightarrow M$ is J -holomorphic and \tilde{D}_u is onto, then for sufficiently small t , there exists an almost complex structure j' on C_t and section $\xi \in \Gamma(u_a^{t*}TM)$ such that $u_t: C_t \rightarrow M$ defined by $u_t(z) = \exp_{u_a^t(z)}(\xi_z)$ is (j', J) -holomorphic.*

In [33], Sikorav proved this theorem and generalized it to compact families of maps and embeddings as well as to the case of the intersection of more than two curves. If $Z \subset C$ is a finite set and \tilde{D}_u^Z is onto, we additionally require that the section ξ be in $\Gamma(u_a^{t*}TM)_Z$ and thus $u_t(z) = u(z) = u_a(z)$ for all $z \in Z$.

Combining Theorems 7.2, 7.4 and 7.5, we get the following corollary.

Corollary 7.7 *If u is a J -holomorphic map from a nodal curve and \tilde{D}_u is onto, then there is a $t_0 > 0$ such that for all $t < t_0$ and for all $s \leq 1$, $\tilde{D}_{\exp_{u_a^t}(s\xi)}$ is onto. In particular, \tilde{D}_{u_t} is onto.*

Proof By Theorem 7.4, there is a $t_0 > 0$ and $R > 0$ such that for all $t < t_0$, the operator $\tilde{D}_{u_a^t}$ is onto and \tilde{D}_{u_t} has a right inverse of norm less than R . Here the norm is the operator norm with the domain of $\tilde{D}_{u_a^t}$ completed with respect to the $W^{1,p}$ norm and the range completed with respect to the L^p norm and $p > 2$. Using parallel transport, for v near u_a^t , view v and u_a^t as linear transformations between the same Banach spaces [22]. Note that the operator \tilde{D}_v depends continuously on v with respect to the $W^{1,p}$ topology. Thus, for v sufficiently close to u_t , \tilde{D}_v is onto. By Theorem 7.2, by choosing a possibly smaller t_0 , we can make ξ small enough so $\|\tilde{D}_{u_a^t} - \tilde{D}_{\exp_{u_a^t}(s\xi)}\| < 1/R$ for any $t < t_0$ and $0 \leq s \leq 1$. Thus $\tilde{D}_{\exp_{u_a^t}(s\xi)}$ is also onto since $\tilde{D}_{u_a^t}$ has a right inverse with norm less than R . \square

All of these theorems above are generalizations of theorems from [22]. To get the original theorem of [22], replace the assumption that \tilde{D}_u is onto with D_u . In this situation, one can use the implicit function theorem for D_u which does not involve perturbing the almost complex structure. For example, Theorem 7.6 is a reformulation of the following theorem from [22].

Theorem 7.8 *Let C be a complex nodal curve and let C_t be the associated smooth complex curve with complex structure. If D_u^Z is onto for a finite set $Z \subset C$ disjoint from the nodes, then for sufficiently small t , there exists a section $\xi \in \Gamma(u_a^{t*}TM)_Z$ such that $u_t: C_t \rightarrow M$ defined by $u_t(z) = \exp_{u_a^t(z)}(\xi_z)$ is J -holomorphic.*

7.2 A genus-zero approximate gluing map

The goal of this subsection is to construct a map $h: R_2 \rightarrow \text{Map}^*(\mathbb{C}P^1, \mathbb{C}P^2) \times \text{Met}^{\text{pc}}(\mathbb{C}P^1)$. Here $\text{Met}^{\text{pc}}(S)$ denotes the space (topologized with the trivial topology) of piecewise continuous (continuous off the image of a finite number of smoothly embedded arcs) metrics on a surface S . Let h^m denote the projection of h onto $\text{Met}^{\text{pc}}(\mathbb{C}P^1)$ and let h^f be the projection of h onto $\text{Map}^*(\mathbb{C}P^1, \mathbb{C}P^2)$. The desired property of the map h is that for all $\kappa \in R_2$, $h^f(\kappa)$ will be approximately J -holomorphic so that in Section 7.5 one can correct this and build a map that lands in the space of J -holomorphic maps to $\mathbb{C}P^2$. We measure the failure of $h^f(\kappa)$ to be holomorphic using the metric $h^m(\kappa)$. Recall that the symbol $\mathbb{C}P^1$ denotes the sphere with the standard complex structure j_0 . Using an identification of $\text{Map}^*(\mathbb{C}P^1, \mathbb{C}P^2)$ with $\Omega^2\mathbb{C}P^2$, in Section 8.2 we will see that h^f is a map of partial D_2 -algebras up to homotopy so Corollary 3.13 will apply to h^f .

Modified definition of R_2 Recall that R_2 was defined in Definition 3.5. We describe some modifications to R_2 which do not change the homotopy type but facilitate the construction of gluing maps. First, we will pick a subset $D'_2(2) \subset D_2(2)$ such that:

- $D'_2(2)$ is Σ_2 -invariant.
- The inclusion $D'_2(2) \rightarrow D_2(2)$ is an equivariant homotopy equivalence.
- $D'_2(2)$ is compact.

For concreteness, we take $D'_2(2)$ to be the family of pairs of disks of radius $\frac{1}{5}$ with centers a distance of $\frac{1}{2}$ away from the origin and distance of 1 away from each other. From now on, we slightly modify the definition of R_2 replacing $D_2(2)$ with $D'_2(2)$ both in the definition of the space and in the definition of the space of compositions. The compactness of $D'_2(2)$ will be relevant for analysis later. Since the inclusion $D'_2(2) \rightarrow D_2(2)$ is a homotopy equivalence, all of the results of Section 3 still apply.

Definition of h on $\{r_0, r_1\}$ We send r_0 to the constant map with value the base-point and round metric γ_0 on $\mathbb{C}P^1$. Fix an element $q_1 \in \text{Hol}_1^*(\mathbb{C}P^1, (\mathbb{C}P^2, J)) \subset \text{Map}_1^*(\mathbb{C}P^1, \mathbb{C}P^2)$ and let $h(r_1) = (q_1, \gamma_0)$.

View the cone $\text{Cone}(D'_2(2)/\Sigma_2)$ as the quotient of $D'_2(2)/\Sigma_2 \times [0, 1]$ where we identify all points of the form $(\kappa, 1)$. To define h on $\text{Cone}(D'_2(2)/\Sigma_2)$ we will define h^f on $D'_2(2)/\Sigma_2 \times \{0\}$ to be an approximate gluing map using the formulas of the previous section. In the interval $[0, \frac{1}{3}]$, we will correct this approximate gluing map to an actual gluing map so that $D'_2(2)/\Sigma_2 \times \{\frac{1}{3}\}$ is mapped to the subspace of holomorphic functions. Since the space of degree-two holomorphic functions is simply connected, the map $D'_2(2)/\Sigma_2 \times \{\frac{1}{3}\} \rightarrow \text{Hol}_2^*(\mathbb{C}P^1, (\mathbb{C}P^2, J))$ can be extended to the rest of the cone.

Definition of h on $D'_2(2)/\Sigma_2 \times \{0\}$ Let $p_0 \in \mathbb{C}P^2$ be the basepoint. An element of $D'_2(2)/\Sigma_2$ is two embeddings $e_i: \mathbb{D} \rightarrow \mathbb{D} \subset \mathbb{C}P^1$. We write these embeddings as if they were ordered; however, our construction will never use this and thus will be well defined on the quotient. Let $u^{\text{const}}: \mathbb{C}P^1 \rightarrow \mathbb{C}P^2$ be the constant map. Let C be the nodal curve which is a union of three copies of $\mathbb{C}P^1$ attached at two points. Call the $\mathbb{C}P^1$ with two copies of $\mathbb{C}P^1$ attached to it the root and call the other copies of $\mathbb{C}P^1$ the leaves. Attach ∞ in the i^{th} leaf to $e_i(0)$ in the root. The maps $q_1, q_1, u^{\text{const}}$ assemble to form a map $u: C \rightarrow \mathbb{C}P^2$. Let $e': \mathbb{D} \rightarrow \mathbb{C}P^1$ be the map $z \rightarrow 1/z$ and let $e'_i: \mathbb{D} \rightarrow \mathbb{C}P^1$ be given by the same formula as e' but we now view $\mathbb{C}P^1$ as the i^{th} root. The collection of embeddings e_1, e_2, e'_1, e'_2 give neighborhoods of the nodes. Equip the three spheres with the metric γ_0 .

We can build a surface with complex structure and metric C_t and a map $u_a: C_t \rightarrow \mathbb{C}P^2$ as in the previous subsection. The curve C_t is genus-zero and hence is diffeomorphic to $\mathbb{C}P^1$. In fact there is a natural holomorphic isomorphism $d(e_1, e_2): \mathbb{C}P^1 \rightarrow C_t$ which we will describe shortly. Then we will define the approximate gluing map $h^a: D'_2(2)/\Sigma_2 \rightarrow \text{Map}_2^*(\mathbb{C}P^1, \mathbb{C}P^2)$ via the formula $h^a(e_1, e_2) = u_a \circ d(e_1, e_2)$.

Recall that A_t is the annulus in \mathbb{D}^2 of points (x, y) with $xy = t$ and \mathbb{D}_r is the disk of radius r around the origin. The curve C_t is defined to be the quotient of the space

$$(\mathbb{C}P^1 - e_1(\mathbb{D}_{\sqrt{t}}) - e_2(\mathbb{D}_{\sqrt{t}})) \cup \left(\bigsqcup_{i=1}^2 \mathbb{C}P^1 - e'_i(\mathbb{D}_{\sqrt{t}}) \right) \cup \bigsqcup_{i=1}^2 A_t$$

by the following relation. For (x, y) in the i^{th} A_t , we identify (x, y) with $e_i(x)$ in the root if $|x| > |y|$ and we identify (x, y) with $e'_i(y)$ if $|y| > |x|$.

Let $\alpha_i: \mathbb{D}_{\sqrt{t}} \rightarrow C_t$ be the map $z \rightarrow z/t$ composed with the inclusion of \mathbb{C} into the i^{th} leaf (that is, α_i has image the i^{th} copy of $\mathbb{C}P^1 - e'_i(\mathbb{D}_{\sqrt{t}})$). Let $\iota: \mathbb{C}P^1 - e_1(\mathbb{D}_{\sqrt{t}}) -$

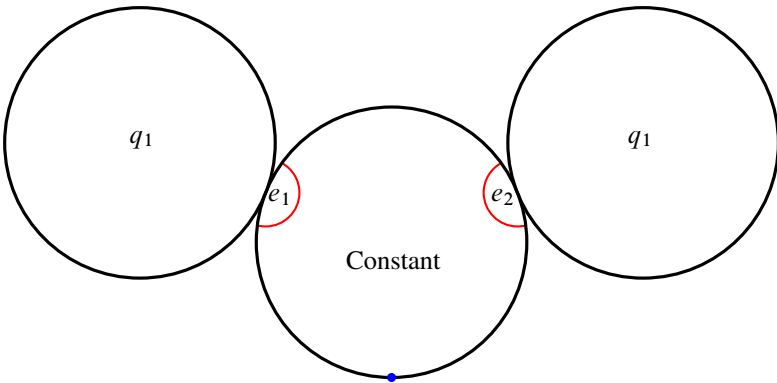


Figure 4: A nodal curve associated to an element of $D'_2(2)/\Sigma_2$

$e_2(\mathbb{D}_{\sqrt{t}}) \rightarrow C_t$ be the inclusion of the root and define $d(e_1, e_2): \mathbb{CP}^1 \rightarrow C_t$ by

$$d(e_1, e_2)(z) = \begin{cases} \iota(z), & \text{if } z \notin e_i(\mathbb{D}_{\sqrt{t}}) \text{ for each } i, \\ \alpha_i(e_i^{-1}(z)), & \text{if } z \in e_i(\mathbb{D}_{\sqrt{t}}). \end{cases}$$

Note that this is a holomorphic isomorphism. The approximate gluing map $h^a(e_1, e_2)$ sends points outside the disks $e_i(\mathbb{D}_{t^{3/4}})$ to the basepoint and points inside the disks to rescaled versions of the map q_1 . The image of $h^a(e_1, e_2)$ does not depend on t .

On $D'(2)/\Sigma_2 \times \{0\}$, define $h^f((e_1, e_2), 0)$ to be $h^a(e_1, e_2)$. We define $h^m((e_1, e_2), 0)$ to be the pullback of the metric on C_t under the map $d(e_1, e_2)$. Here C_t is equipped with the metric induced from \mathbb{C}^2 on the annuli and the metric γ_0 on the spheres minus the disks.

Definition of h on $D'_2(2)/\Sigma_2 \times [0, \frac{1}{3}]$ For $s \leq \frac{1}{3}$ and $\kappa \in D'_2(2)/\Sigma_2$, let $h^m(\kappa, s) = h^m(\kappa, 0)$. The definition of $h^f(\kappa, s)$ involves correcting h^a to land in the subspaces of holomorphic maps.

By Theorem 7.8, we can perturb h_a to a map to $\text{Hol}^*(\mathbb{CP}^1, (\mathbb{CP}^2, J))$ if the operator D_u^Z is onto. Here u is the map from the nodal curve induced by q_1 on the leaves and the constant map on the root and Z is the set containing ∞ in the root \mathbb{CP}^1 . By Proposition 6.4, the operator D_u^Z is onto for these types of curves. Thus, we have the following proposition.

Proposition 7.9 For t sufficiently small, there is a map

$$\xi_t: D'_2(2)/\Sigma_2 \rightarrow \Gamma(TC^\infty(\mathbb{CP}^1, \mathbb{CP}^2))$$

with the property that for $\kappa \in D'_2(2)/\Sigma_2$, the following map is J -holomorphic:

$$z \rightarrow \exp_{h^a(\kappa)(z)}(\xi_t(\kappa)(z)).$$

We define $h^f(\kappa, s)$ by

$$h^f(\kappa, s) = \exp_{h^a(\kappa)(z)}(3s\xi_t(\kappa)(z)).$$

This agrees with our previous definition when $s = 0$. When $s = \frac{1}{3}$, $h^f(\kappa, s)$ is J -holomorphic by Proposition 7.9.

Definition of h on $D'_2(2)/\Sigma_2 \times [\frac{1}{3}, \frac{2}{3}]$ We would like our construction to depend continuously on t . Moreover, we would like some explicit control as t tends to 0. Thus, we cannot just arbitrarily extend the function to the rest of the cone. Instead, we define h on $D'_2(2)/\Sigma_2 \times [\frac{1}{3}, \frac{2}{3}]$ so that it does not depend on t on $D'_2(2)/\Sigma_2 \times \{\frac{2}{3}\}$ and then once and for all define h on $D'_2(2)/\Sigma_2 \times [\frac{2}{3}, 1]$ by extending arbitrarily using simple connectivity of $\text{Hol}_2^*(\mathbb{C}P^1, (\mathbb{C}P^2, J))$.

Pick t_0 sufficiently small so that the conclusions of Proposition 7.9 apply. View t_0 as fixed once and for all as opposed to t which we will send to zero later. For s in $[\frac{1}{3}, \frac{2}{3}]$ and $\kappa \in D'_2(2)/\Sigma_2$, define $h^f(\kappa, s)$ by $h^f(\kappa, s) = \exp_{h^a(\kappa)(z)}(\xi_{\tau(s)}(\kappa)(z))$ with $\tau(s) = (2 - 3s)t + (3s - 1)t_0$. When $s = \frac{1}{3}$, this agrees with the definition already given. When $s = \frac{2}{3}$, this is identical to the case $s = \frac{1}{3}$ except with t replaced by t_0 .

For $s \in [\frac{1}{3}, \frac{2}{3}]$, we define the metric $h^m(\kappa, s)$ to be identical to the metric $h^m(\kappa, 0)$ except with the gluing parameter t replaced with $\tau(s)$ in all formulas.

Definition of h on the image of $D'_2(2)/\Sigma_2 \times [\frac{2}{3}, 1]$ We now describe how to extend h to the rest of the cone. The following proposition appears in the proof of [30, Lemma 3.4].

Proposition 7.10 *The spaces $\text{Hol}_k^*(\mathbb{C}P^1, (\mathbb{C}P^2, J_0))$ are simply connected for all k .*

By Theorem 6.6, $\text{Hol}_2^*(\mathbb{C}P^1, (\mathbb{C}P^2, J))$ is simply connected for all J . Since we have $D'_2(2) \cong S^1$, we can extend h^f over the rest of the cone in such a way that $h^f(\kappa, s)$ is J -holomorphic for $s \geq \frac{2}{3}$ (Note it is also J -holomorphic for $s \in [\frac{1}{3}, \frac{2}{3}]$).

We extend h^m to the rest of the cone as follows. We keep the metric constant outside the images of the embeddings e_i . Inside the images of the embeddings we change the metrics so that for $s = 1$, the metric on $\mathbb{C}P^1$ is γ_0 . We require that this path of metrics consists of continuous metrics when restricted to the regions $e_i(\mathbb{D}) - e_i(\mathbb{D}_t)$ and $e_i(\mathbb{D}_t)$. We also ask that the metrics vary continuously with respect to the usual topology on the space of metrics in these regions. Additionally, we require that this path of metrics stays commensurable to γ_0 . In other words, there should be a constant $R > 0$ such that for all tangent vectors v, w , $|h^m(\kappa, s)(v, w)| \leq R|\gamma_0(v, w)|$ and $|h^m(\kappa, s)(v, w)| \geq |\gamma_0(v, w)|/R$. We allow R to depend on t_0 . Note that such a family of metrics exists since $D'_2(2)$ is compact.

Bundle of partial algebras Note that the map h depends on a basepoint $p_0 \in \mathbb{CP}^2$ and a choice of $q_1 \in \text{Hol}_1^*(\mathbb{CP}^1, \mathbb{CP}^2)$. Due to transversality issues, we will not be able to glue rational maps onto the constant map from Σ_g to \mathbb{CP}^2 . Instead, we will pick a J -holomorphic map $w: \Sigma_g \rightarrow \mathbb{CP}^2$ and glue rational J -holomorphic maps to w . In order to glue two curves, they need to intersect. Thus, we need to let the basepoint vary. For $z \in \Sigma_g - \text{pt}$ and $\kappa \in R_2$, we denote the associated element of $\text{Map}(\mathbb{CP}^1, (\mathbb{CP}^2, J))$ by $h_z^f(\kappa)$. The desired properties of h are that $h_z^f(\kappa)(\infty) = w(z)$. That is, for each point z in the curve, we want R_2 to map into the space of maps based at $w(z)$.

First, we define $h_z^f(r_0)$ to be the constant map at $w(z)$.

Note that all maps $w: \Sigma_g - \text{pt} \rightarrow \mathbb{CP}^2$ are nullhomotopic since $\Sigma_g - \text{pt}$ is homotopy equivalent to a wedge of circles and \mathbb{CP}^2 is simply connected. Thus all bundles on $\Sigma_g - \text{pt}$ pulled back from \mathbb{CP}^2 along w are trivializable.

Given a map $u \in \text{Hol}_1(\mathbb{CP}^1, (\mathbb{CP}^2, J))$, let $f_u: D'_2(2)/\Sigma_2 \rightarrow \text{Hol}_2(\mathbb{CP}^1, (\mathbb{CP}^2, J))$ be the map which sends $(e_1, e_2) \in D'_2(2)/\Sigma_2$ to the element of $\text{Hol}_2(\mathbb{CP}^1, (\mathbb{CP}^2, J))$ defined using the same procedure as was used to define $h^f((e_1, e_2), \frac{2}{3})$ except with q_1 replaced with u . Let $\text{ev}: \text{Hol}_1(\mathbb{CP}^1, (\mathbb{CP}^2, J)) \rightarrow \mathbb{CP}^2$ be the bundle described in Proposition 6.3 and let $k: K \rightarrow \mathbb{CP}^2$ be a subbundle of $\text{Hol}_1(\mathbb{CP}^1, (\mathbb{CP}^2, J)) \rightarrow \mathbb{CP}^2$ such that k is proper and the inclusion of the fibers of k into the fibers of ev are homotopy equivalences. Let $E \rightarrow \mathbb{CP}^2$ be the bundle whose fiber over a point $p \in \mathbb{CP}^2$ is the space of pairs (u, g) with $u \in k^{-1}(p)$ and $g: \text{Cone}(D'_2(2)/\Sigma_2) \rightarrow \text{Hol}_2(\mathbb{CP}^1, (\mathbb{CP}^2, J))$ satisfying

- $g(e_1, e_2, s)(\infty) = p$,
- $g(e_1, e_2, 0) = f_u(e_1, e_2)$,

for all $(e_1, e_2) \in D'_2(2)/\Sigma_2$ and $s \in [0, 1]$. That is, the fiber at p consists of degree-one holomorphic maps u based at p as well as an extension of f_u to the cone. Note that the map f_u depends on the gluing parameter t_0 and is only defined for t_0 sufficiently small. Since \mathbb{CP}^2 is compact and k is proper, we can pick one t_0 that works for all $u \in K$ and hence make sense of E .

Fix a trivialization of w^*E on $\Sigma_g - \text{pt}$ and use this trivialization to pick a section of w^*E . This in particular gives a section σ of $w^* \text{Hol}_1^*(\mathbb{CP}^1, (\mathbb{CP}^2, J))$. This allows us to define h_z^f for $s \leq \frac{2}{3}$ as was done in the nonparameterized setting. We have

$$f_{\sigma(z)}(e_1, e_2) = h_z^f(e_1, e_2, \frac{2}{3}).$$

For $s > \frac{2}{3}$, we use the chosen extension of $f_{\sigma(z)}$ to the cone to define h_z^f .

We do not need to have the metric depend on the point in $\Sigma_g - \text{pt}$.

7.3 A holomorphic version of topological chiral homology

Here we slightly modify the space $\int_{\Sigma_g - \text{pt}} R_2$ to construct a new space $\int_{\Sigma_g - \text{pt}}^{\text{hol}}(R_2, \mathbf{j})$. We will refer to $\int_{\Sigma_g - \text{pt}}^{\text{hol}}(R_2, \mathbf{j})$ as the holomorphic topological chiral homology of the manifold $\Sigma_g - \text{pt}$ with coefficients in R_2 . Due to issues involving analysis, we will not be able to construct a gluing map on all of $\int_{\Sigma_g - \text{pt}}^{\text{hol}}(R_2, \mathbf{j})$ but only over any compact subset.

Since we are attempting to build a map to $\text{Hol}^*(\Sigma_g, (\mathbb{C}P^2, J))$, the space $D(\Sigma_g - \text{pt})$ of smoothly embedded disks is not the correct space to consider. Instead we will be interested in a space of holomorphic embeddings of disks. Fix a complex structure \mathbf{j} on Σ_g .

Definition 7.11 Let $\mathbb{D}(\Sigma_g - \text{pt})$ be the sub- Σ -space of $D(\Sigma_g - \text{pt})$ consisting of \mathbf{j} -holomorphic embeddings.

Since elements of $D_2(k)$ are holomorphic, $\mathbb{D}(\Sigma_g - \text{pt})$ has the structure of a right D_2 -module. Note that for all k , the obvious map $\pi: \mathbb{D}(\Sigma_g - \text{pt})(k) \rightarrow D(\Sigma_g - \text{pt})(k)$ is a weak equivalence. We will define $\int_{\Sigma_g - \text{pt}}^{\text{hol}}(R_2, \mathbf{j})$ to be $B(\mathbb{D}(\Sigma_g - \text{pt}), D_2, R_2)$.

Just as in Section 2.2, we can view elements of $B_k(\mathbb{D}(\Sigma_g - \text{pt}), D_2, R_2)$ as labeled rooted trees. This is done as follows.

- (1) The root of T is labeled by an element of $\mathbb{D}(\Sigma_g - \text{pt})$. In other words, the label of the root is a collection of \mathbf{j} -holomorphic embeddings $e_i: \mathbb{D} \rightarrow \Sigma_g - \text{pt}$ and paths of matrices.
- (2) The internal vertices are labeled by elements of D_2 .
- (3) The leaves are labeled by elements of R_2 .

Given a tree T , we will always denote the components of T minus the root by T_i . Each T_i is a tree and has an associated embedding $e_i: \mathbb{D} \rightarrow \Sigma_g$. A labeled tree being an element of $B(\mathbb{D}(\Sigma_g - \text{pt}), D_2, R_2)$ is equivalent to the following condition. The labels of all of the internal vertices of T_i along with the labels of the leaves form an element of $D_2^{\otimes k} \otimes R_2^k$ and we require that this element is in Comp^k .

We see that one of two possible situations occurs for a subtree T_i . We could have that T_i has one leaf, the valency of each internal vertex is two, and each internal vertex is labeled by $\text{id} \in D_2(1)$. In this case, the leaves are labeled by arbitrary elements of R_2 . Otherwise, T_i has two leaves. In this case, there is a unique trivalent internal vertex labeled by an element of $D'_2(2)$ and both leaves are labeled by r_1 .

The space $\int_{\Sigma_g - \text{pt}}^{\text{hol}}(R_2, \mathbf{j})$ does not depend on the map $w: \Sigma_g \rightarrow \mathbb{C}P^2$. However, using the map w and the maps h_z , we can view the labels of the leaves of the trees of $\int_{\Sigma_g - \text{pt}}^{\text{hol}}(R_2, \mathbf{j})$ as elements of $\text{Map}(\mathbb{C}P^1, \mathbb{C}P^2)$.

7.4 Construction of an approximate gluing map for holomorphic topological chiral homology

In the previous subsection, we constructed a space $\int_{\Sigma_g\text{-pt}}^{\text{hol}}(R_2, \mathbf{j})$ which is the geometric realization of a simplicial space involving holomorphic embeddings of disks in Σ_g and elements of R_2 which we identify with degree-one and -two approximately J -holomorphic maps to $\mathbb{C}P^2$ using the function h . In this subsection, we will describe a map

$$g_a: \int_{\Sigma_g\text{-pt}}^{\text{hol}}(R_2, \mathbf{j}) \rightarrow \text{Map}^*(\Sigma_g, (\mathbb{C}P^2, J)) \times \text{Met}^{\text{pc}}(\Sigma_g)$$

which we call the approximate gluing map. In the final subsection of this section, we will perturb this map using the implicit function theorem to produce a map to $\text{Hol}^*(\Sigma_g, (\mathbb{C}P^2, J))$.

Before we proceed, we fix a metric γ_g on Σ_g .

Definition 7.12 For $N \in \mathbb{N}_0$, let $F_N(\int_{\Sigma_g\text{-pt}}^{\text{hol}}(R_2, \mathbf{j}))$ denote the N -skeleton of $\int_{\Sigma_g\text{-pt}}^{\text{hol}}(R_2, \mathbf{j})$.

As in Section 7.2, the approximate gluing map g_a depends on a gluing parameter $t \in (0, 1]$ which we suppress from the notation. On compact sets, we will be able to choose t sufficiently small such that g_a can be corrected to yield a map into the space of J -holomorphic maps. First we will define g_a on the zero-skeleton. For clarity we will define g_a on the one-skeleton before giving the general definition of the map. We will denote the restriction of g_a to the N -skeleton by g_N . We denote the projection of g_N to the space of maps by g_N^f and the projection to $\text{Met}^{\text{pc}}(\Sigma_g)$ by g_N^m .

Definition of g_a on $F_0(\int_{\Sigma_g\text{-pt}}^{\text{hol}}(R_2, \mathbf{j}))$ A point in the space $F_0(\int_{\Sigma_g\text{-pt}}^{\text{hol}}(R_2, \mathbf{j}))$ can be viewed as a collection of holomorphically embedded disks labeled with rational degree-one or two approximately J -holomorphic functions u_i such that w maps the center of the i^{th} disk to $u_i(\infty)$ along with metrics on the domains of the maps u_i . To denote a collection of holomorphic embeddings $e_i: \mathbb{D} \rightarrow \Sigma_g$ and maps $u_i: \mathbb{C}P^1 \rightarrow \mathbb{C}P^2$, we will use the shorthand notation (\vec{e}, \vec{u}) . Let $e': \mathbb{D} \rightarrow \mathbb{C}P^1$ be the map $z \rightarrow 1/z$ and let e'_i denote the map e' where we view the range as the i^{th} copy of $\mathbb{C}P^1$. Given this data and the fixed metric γ_g on Σ_g , in Section 7.1 we described a construction of a surface of genus g with complex structure and metric, C_t and an approximate gluing map $u_a(\vec{e}, \vec{u}): C_t \rightarrow \mathbb{C}P^2$. The diffeomorphism type of $C_t(e, \vec{u})$ is always the same as Σ_g . Moreover, one can define a holomorphic isomorphism $d(\vec{e}): \Sigma_g \rightarrow C_t$ in the exact same way as in Section 7.2. We use the obvious inclusion $\iota: \Sigma_g - \bigcup_{i \leq n} e_i(\mathbb{D}\sqrt{t}) \rightarrow C_t$ outside the images of the disks (as well as a little into the images) and scale by a factor of t to define it inside the disks (see Section 7.2).

Let $g_0^f(\vec{e}, \vec{u}) = u_a(\vec{e}, \vec{u}) \circ d(\vec{e})$. Define g_0^m to be the pullback under $d(\vec{e})$ of the metric on C_t used in Section 7.1. This gives a map

$$g_0: F_0\left(\int_{\Sigma_g\text{-pt}}^{\text{hol}}(R_2, j)\right) \rightarrow \text{Map}^*(\Sigma_g, \mathbb{C}P^2) \times \text{Met}^{\text{pc}}(\Sigma_g).$$

The reason that the map $u_a(\vec{e}, \vec{u}) \circ d(\vec{e})$ is based is because the disks are embedded in $\Sigma_g - \text{pt}$ so $u_a(e, \vec{u})(d(\vec{e})(\text{pt})) = w(\text{pt})$.

Definition of g_a on $F_1(\int_{\Sigma_g\text{-pt}}^{\text{hol}}(R_2, j))$ Let $A_N = B_N(\mathbb{D}(\Sigma_g - \text{pt}), D_2, R_2)$ be the space of N simplices of

$$\int_{\Sigma_g\text{-pt}}^{\text{hol}}(R_2, j).$$

The space $F_1(\int_{\Sigma_g\text{-pt}}^{\text{hol}}(R_2, j))$ is the homotopy coequalizer of face maps $d_0, d_1: A_1 \rightarrow A_0$. Extending g_a to $F_1(\int_{\Sigma_g\text{-pt}}^{\text{hol}}(R_2, j))$ is the same data as a homotopy between $g_0 \circ d_0$ and $g_0 \circ d_1$. We will pick a homotopy through maps which are “close” to holomorphic maps. Therefore, in Section 7.5, we will be able to perturb g_a to a map to $\text{Hol}^*(\Sigma_g, (\mathbb{C}P^2, J))$. There are many other choices for homotopies; however, some choices may involve maps which cannot be corrected to J -holomorphic maps using the techniques of Section 7.1.

A point in A_1 is a rooted tree T of depth 3 with the following data. The root is labeled by disjoint embeddings $\vec{e} = (e_1, \dots, e_k) \in \mathbb{D}(\Sigma_g - \text{pt})$. The valence of the root is k . The internal vertices are labeled by elements of $\vec{e}_i = (e_{i1}, \dots, e_{ik_i}) \in D'_2(k_i)$ and these have valency $k_i + 1$. The leaves are labeled by elements of R_2 which can be thought of as maps $u_{ij}: \mathbb{C}P^1 \rightarrow \mathbb{C}P^2$ with $u_{ij}(\infty) = w(e_i(0))$ and metrics γ_{ij} on $\mathbb{C}P^1$. We require that all subtrees of T minus the root be labeled by composable elements. This translates to the following conditions. Let $\{T_i\}$ be the set of subtrees of T minus the root. Either the internal vertex of T_i is labeled by the identity and there is only one leaf labeled by (u_i, γ_i) , or the internal vertex of T_i is labeled by $(e_{i1}, e_{i2}) \in D'_2(2)$ and there are two leaves labeled by r_1 . Depending on the simplicial coordinate, we will think of the label r_1 as being the degree-one map $h_{e_i(0)}^f(r_1)$, $h_{e_i(e_{ij}(0))}^f(r_1)$ or $h_z^f(r_1)$ for some z interpolating between $e_i(0)$ and $e_i(e_{ij}(0))$. Reorder so that T_i has trivalent internal vertices for $i \leq l$ and has all internal vertices labeled by id for $i > l$. Let $\vec{e}_{\leq l} = (e_1, \dots, e_l)$ and let $\vec{e} \circ \vec{e}_{**} = (e_1 \circ e_{11}, e_1 \circ e_{12}, \dots, e_l \circ e_{l2}, e_{l+1}, \dots, e_k)$.

We now recall the effects of the face map $d_0: A_1 \rightarrow A_0$. The map d_0 does not change the embeddings $e_i: \mathbb{D} \rightarrow \Sigma_g$. It replaces the trees T_i with the composition of all of the elements labeling vertices of T_i . Let $z_i = e_i(0) \in \Sigma_g$. In this notation, it replaces T_i with a leaf labeled by $h_{z_i}(e_{i1}, e_{i2}, 0)$ for $i \leq l$ and replaces T_i with a leaf labeled by

(u_i, γ_i) for $i > l$. Here the number 0 in $(e_{i1}, e_{i2}, 0)$ is the cone coordinate and recall that $h(e_{i1}, e_{i2}, 0)$ is equal to the approximate gluing map $h^a(e_{i1}, e_{i2})$. Thus

$$d_0(T) = \vec{e} \times (h_{z_1}(e_{11}, e_{12}, 0), \dots, h_{z_l}(e_{l1}, e_{l2}, 0), (u_{l+1}; \gamma_{l+1}), \dots, (u_k; \gamma_k)).$$

In contrast, the face map $d_1: A_1 \rightarrow A_0$ does change the embeddings of disks into Σ_g - pt by composing embeddings. In this notation, we have that

$$d_1(T) = \vec{e} \circ \vec{e}_{**} \times (h_{z_{11}}(r_1), \dots, h_{z_{l2}}(r_1), (u_{l+1}, \gamma_{l+1}), \dots, (u_k, \gamma_k))$$

with $z_{ij} = e_i(e_{ij}(0))$.

To construct the homotopy between $g_0 \circ d_0$ and $g_0 \circ d_1$, we will need to introduce some more notation. The map g_0^f depends implicitly on a map $w: \Sigma_g \rightarrow \mathbb{C}P^2$. For another map $w': \Sigma_g \rightarrow \mathbb{C}P^2$, collection of embeddings $e_i: \mathbb{D} \rightarrow \Sigma_g$ - pt and maps $u_i: \mathbb{C}P^1 \rightarrow \mathbb{C}P^2$ with $u_i(\infty)$ equal to the image of the center of the i^{th} disk under the map w' , let $G_{w'}^f(\vec{e}, \vec{u}): \Sigma_g \rightarrow \mathbb{C}P^2$ be the function defined by the same formulas used to define g_0^f , after replacing w by w' in all of the formulas. We will add a subscript t when we want to indicate the dependence on the gluing parameter.

Let γ' be a metric on Σ_g and $\vec{\gamma} = (\gamma_1, \dots, \gamma_k)$ be metrics on the $\mathbb{C}P^1$'s. Likewise let $G_{\gamma'}^m(\vec{e}, \vec{\gamma})$ be the metric on Σ_g defined using the same formula as g_0^m , after replacing γ_g by γ' and using the metrics γ_i on the $\mathbb{C}P^1$'s. Given a metric γ and a positive real number R , let $R\gamma$ denote the metric γ scaled by R .

Given a collection of embeddings $e_i: \mathbb{D} \rightarrow \Sigma_g$ - pt, let \vec{u}^{const} denote the collection of constant maps with u_i^{const} mapping $\mathbb{C}P^1$ to the image under w of the center of the i^{th} disk. Let $w_{\vec{e},s} = w$ for $s = 0$ and let $w_{\vec{e},s} = G_w(\vec{e}; \vec{u}_{\text{const}})_{st}$. Recall that the subscript st indicates that we have replaced the gluing parameter t with st . The maps $w_{\vec{e},s}$ give a one parameter family of maps connecting w with one which is constant inside of $e_i(\bigsqcup \mathbb{D}_{t^{1/4}})$ for $i \leq l$.

Let $C_t^{\leq l}$ be genus- g surface constructed by gluing l copies of $\mathbb{C}P^1$ to Σ_g using the embeddings $\vec{e}_{\leq l}$. Recall that the first l embeddings correspond to trees with trivalent vertices. The embeddings e_{ij} for $i \leq l$ naturally can be viewed as maps to $C_t^{\leq l}$. Recall that there is natural holomorphic isomorphism $d(\vec{e}_{\leq l}): \Sigma_g \rightarrow C_t^{\leq l}$. Let $E_{ij}^t: \mathbb{D} \rightarrow \Sigma_g$ be given by $E_{ij}^t = d(e_1, \dots, e_l)^{-1} \circ e_{ij}$ with e_{ij} being viewed as embeddings of \mathbb{D} into $C_t^{\leq l}$. Note that $E_{ij}^1 = e_i \circ e_{ij}$. Let $\vec{E}^t = (E_{11}^t, E_{12}^t, \dots, E_{l2}^t, e_{l+1}, \dots, e_k)$. Let $z_{ij}^s \in \Sigma_g$ - pt be points such that $w(z_{ij}^s) = w_{e,s}(E_{ij}^t(0))$. These points can be picked continuously using the diffeomorphism $d(\vec{e}_{\leq l})$ and the bump function p . Since $w_{e,0} = w$, $z_{ij}^0 = E_{ij}^t(0)$. Since $w_{e,1}$ is constant in a disk containing the images of each E_{ij}^t , $z_{ij}^1 = z_i = e_i(0)$. Let $\vec{h}_s = (h_{z_{11}^s}(r_1), \dots, h_{z_{l2}^s}(r_1), (u_{l+1}; \gamma_{l+1}), \dots, (u_k; \gamma_k))$.

We will describe the homotopy H_s between $g_0 \circ d_0$ and $g_0 \circ d_1$ in two steps. As before, we let superscripts f and m denote respectively the projections onto the space of functions and metrics. There are two main differences between $g_0^f \circ d_0$ and $g_0^f \circ d_1$. The map $g_0^f \circ d_0$ involves gluing degree-one maps to a constant map and then gluing that to w whereas $g_0^f \circ d_1$ involves gluing degree-one maps directly to w . In the interval $[0, \frac{1}{2}]$ we will correct this difference. Thus, $H_{1/2}^m$ will not involve gluing in any constant maps. It will differ from $g_0^f \circ d_1$ in that the degree-one maps are glued in using the embeddings E_{ij}^t instead of $e_i \circ e_{ij}$. In the interval $[\frac{1}{2}, 1]$, this difference will be corrected. See Figure 5 for a schematic depiction of this homotopy.

Let $C: [0, 1]^2 \rightarrow [0, 1]$ be a function with $C(t, 0) = 0$ and $C(t, 1) = 1$. In the following subsection, we will put more requirements on the function C to ensure that the approximate gluing map can be corrected.

For s in the interval $[0, \frac{1}{2}]$, we define H_s^f by the formula

$$H_s^f(T) = G_{w_{\bar{e}_{\leq 1, 1-2s}}}(\bar{E}^t; \bar{h}_{1-2s}^f)$$

with \bar{h}_s^f the projection onto the space of functions. For s in the interval $[0, \frac{1}{2}]$, we define H_s^m as follows. Let

$$\gamma^s = G_{\gamma_g}^m(\bar{e}_{\leq l}; C(t, s)\gamma_0, \dots, C(t, s)\gamma_0)_{st}$$

for $s \in [0, 1]$. As before, the subscript st indicates that the gluing parameter t has been replaced by st in the formula for G^m and the notation $C(t, s)\gamma_0$ means we have scaled the metric γ_0 by $C(t, s)$. As s approaches 0, the region where the function $w_{\bar{e}_{\leq 1, s}}$ is constant shrinks to a point because the gluing parameter is tending to zero. However, since we have modified the metric on the copies of $\mathbb{C}P^1$, the areas of the disks $e_i(\mathbb{D}_{st})$ do not stay roughly constant but instead tend to zero. Let H_s^m be given by $G_{\gamma_{1-2s}}(\bar{E}^t; \bar{h}_{1-2s}^m)$.

Note that $H_0 = g_0 \circ d_0$. It is not the case that $H_{1/2}^f$ equals $g_0 \circ d_1$. They would be equal if you were to replace the embeddings $e_1 \circ e_{ij}: \mathbb{D} \rightarrow \Sigma_g$ with E_{ij}^t and replace the metric γ_g with γ^0 in the definition of d_1 . For $\tau \in (0, 1]$, and γ' a metric on Σ_g , let $d^{\tau, \gamma'}: A_1 \rightarrow A_0$ be given by the same formula as $d_1: A_1 \rightarrow A_0$ except with $e_1 \circ e_{ij}$ replaced with E_{ij}^{τ} and γ_g replaced with γ' . Pick a path γ'^s with $\gamma'^0 = \gamma^0$ and $\gamma'^1 = \gamma_g$. We require that the path γ'^s satisfies identical continuity and commensurability requirements to the path used in Section 7.2. For $s \in [\frac{1}{2}, 1]$, define H_s by the formula

$$H_s^f(T) = g_0 \circ d_1^{(2-2s)t + (2s-1), \gamma'^{2s-1}}.$$

Qualitatively this portion of the homotopy can be described as making the embeddings E_{ij}^t larger and making the metric agree with γ_g outside of the image of $\vec{e} \circ \vec{e}_{**}$. This completes the definition of H_s .

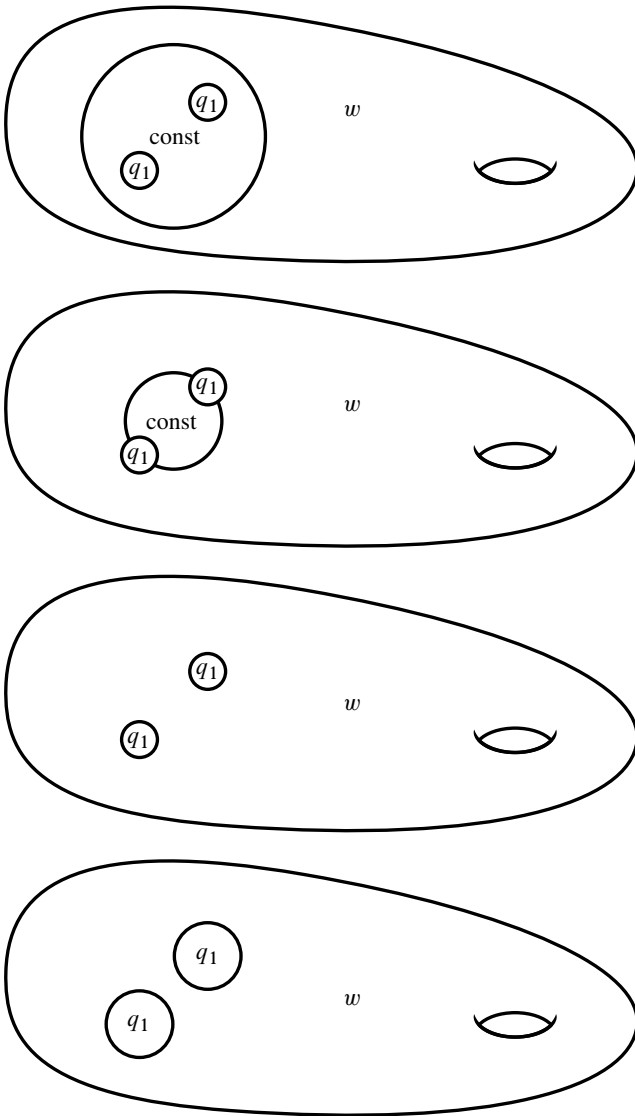


Figure 5: The path H_s at $s = 0, \frac{1}{4}, \frac{1}{2}$ and 1

Definition of g_a on all of $\int_{\Sigma_g-\text{pt}}^{\text{hol}}(R_2, j)$ We will now define the gluing map on $A_N \times \Delta^N$. View the N -simplex Δ^N as $\{(x_0, \dots, x_N) \in [0, 1]^{N+1} \text{ with } \sum x_i = 1\}$.

Recall that for $T \in A_N$, T can be described as a rooted tree with internal vertices labeled by elements of D'_2 , root labeled by an element of $\mathbb{D}(\Sigma_g - \text{pt})$ and leaves labeled by elements of R_2 . Let $\{T_i\}$ be the subtrees of T minus the root. Since we require that all of the labels of each T_i be composable, the tree T_i can have at most two leaves. Let T_1, \dots, T_l be the trees with two leaves each labeled by r_1 . Let δ_i be the depth of the trivalent vertex. See Section 2 for the definition of depth or note that it is defined so that the face map d_N will split the subtree T_i into two trees if and only if the depth of the trivalent vertex is N . Likewise, the composition $d_{N-1} \circ d_N$ will split T_i into two trees if the depth is $N - 1$ but will not if the depth is less than $N - 1$.

Note that the homotopy H_s used to define the approximate gluing map only involved changing the metric and function inside the images of the embeddings e_i . For a collection of numbers $\vec{s} = (s_1, \dots, s_l)$ labeling the subtrees with trivalent vertices, let $H^{\vec{s}} \in \text{Map}^*(\Sigma_g, \mathbb{C}P^2) \times \text{Met}^{\text{pc}}(\Sigma_g)$ be the function and metric defined using the same formulas as those that were used to define H^s except, in the i^{th} disk, we replace s with s_i . Let $\vec{x} = (x_0, \dots, x_N) \in \Delta^N$. Let $\delta(\vec{x}) = (x_{\delta_1}, \dots, x_{\delta_l})$. We define g on the space of N -simplices by the formula

$$g_N(T, \vec{x}) = H^{\delta(\vec{x})}(T).$$

Note that these maps of spaces of simplices assemble to a map on the geometric realization. The definition of g_N is similar to the definition of g_1^f except we have N instead of 1 variables parameterizing inserting in constant maps into disks and homotoping E_{ij}^f to $e_i \circ e_{ij}$. In particular, this definition agrees with the definition already given on the 1-skeleton.

7.5 Correcting the approximate gluing map

The approximate gluing map $g_a^f: \int_{\Sigma_g - \text{pt}}^{\text{hol}}(R_2, \mathbf{j}) \rightarrow \text{Map}^*(\Sigma_g, \mathbb{C}P^2)$ does not land in $\text{Hol}^*(\Sigma_g, (\mathbb{C}P^2, J))$. The purpose of this subsection is to correct this problem. In this subsection, whenever we take a norm of $g_a^f(\kappa)$, the underlying metric on Σ_g will be $g_a^m(\kappa)$. To correct g_a^f to a map to the space of J -holomorphic functions, we need to prove a few lemmas. First we need to show that

$$\lim_{t \rightarrow 0} \|\bar{\partial}^{n,t} g_a^f(\kappa)\|_{L^p} = 0$$

for all $\kappa \in \int_{\Sigma_g - \text{pt}}^{\text{hol}}(R_2, \mathbf{j})$. Then we need to show that

$$\tilde{D}_{g_a(\kappa)}^Z: \Gamma(g_a^f(\kappa)^* T\mathbb{C}P^2) \rightarrow \Omega^{0,1}(g_a^f(\kappa)^* T\mathbb{C}P^2)$$

is onto for $Z = \{\text{pt}\}$. We will also need to show that for any compact set $K \subset \int_{\Sigma_g - \text{pt}}^{\text{hol}}(R_2, \mathbf{j})$, one can bound (independent of t) the volume of $g^m(\kappa)$, the norm of a

right inverse of $\tilde{D}_{g_a(\kappa)}^Z: \Omega^{0,1}(T\Sigma_g) \times \Gamma(g_a^f(\kappa)^*T\mathbb{C}P^2) \rightarrow \Omega^{0,1}(g_a^f(\kappa)^*T\mathbb{C}P^2)$ as well as $\|Dg_a^f(\kappa)\|_{L^p}$. Combining these results with [Theorem 7.2](#) will allow us to construct a map $g: K \rightarrow \text{Hol}^*(\Sigma_g, (\mathbb{C}P^2, J))$ for any compact subset $K \subset \int_{\Sigma_g-\text{pt}}^{\text{hol}}(R_2, \mathbf{j})$.

Note that in [Section 7.2](#), the existence of these bounds followed from compactness and [Theorem 7.5](#); however, in this context, one needs to say more.

In the previous subsection, we did not use that $w: \Sigma_g \rightarrow \mathbb{C}P^2$ was J -holomorphic. However, in this subsection we always assume this.

Lemma 7.13 *For any $p > 2$ and $\kappa \in \int_{\Sigma_g-\text{pt}}^{\text{hol}}(R_2, \mathbf{j})$, $\lim_{t \rightarrow 0} \|\bar{\partial}^{nl} g_a^f(\kappa)\|_{L^p} = 0$.*

Proof We will first show that $\lim_{t \rightarrow 0} \|\bar{\partial}^{nl} h(r)\|_{L^p} = 0$ for all $r \in R_2$. We have that $\bar{\partial}^{nl} r = 0$ unless $r = (e_1, e_2, \sigma)$ with $\sigma \in [0, \frac{1}{3}]$ and $(e_1, e_2) \in D'_2(2)$. We have $\lim_{t \rightarrow 0} \|\bar{\partial}^{nl} h(e_1, e_2, 0)\|_{L^p} = 0$ by [Theorem 7.3](#). For $\sigma \in [0, \frac{1}{3}]$, by [Theorem 7.1](#), we can estimate $\|\bar{\partial}^{nl} h(e_1, e_2, \sigma)\|_{L^p}$ by $\|\bar{\partial}^{nl} h(e_1, e_2, 0)\|_{L^p}$. Thus, we have that $\lim_{t \rightarrow 0} \|\bar{\partial}^{nl} h(e_1, e_2, \sigma)\|_{L^p} = 0$ for $\sigma \in [0, \frac{1}{3}]$ as well.

Next we will show that, in the image of e' , $h(e_1, e_2, \sigma)$ has bounded first derivative as t goes to zero. For $\sigma \geq \frac{2}{3}$, $h(e_1, e_2, \sigma)$ does not depend on t so this is trivial. For $\sigma = 0$, this is addressed in [Remark 4](#). By construction, $h(e_1, e_2, \frac{1}{3})$ is an approximate gluing map with gluing parameter going to zero. By the arguments of [\[22, A.5\]](#), $h(e_1, e_2, \sigma)$ converges in the sense of [\[22, Section 4.4\]](#) to a nodal curve of type 4. In particular, $h(e_1, e_2, \frac{1}{3})$ converges to a constant map uniformly with all derivatives in any compact set not containing $e_1(0)$ and $e_2(0)$. This shows that the first derivatives of $h(e_1, e_2, \frac{1}{3})$ tend to zero uniformly on the image of e' and are thus bounded. For $\sigma \in [\frac{1}{3}, \frac{2}{3}]$, $h(e_1, e_2, \sigma)$ is defined in exactly the same way as $h(e_1, e_2, \sigma)$ except the gluing parameter t is replaced by a number depending both on t and σ . Thus, the first derivative of $h(e_1, e_2, \sigma)$ is also bounded as t goes to 0. For $\sigma \in (0, \frac{1}{3})$, the derivatives are bounded because $h(e_1, e_2, \sigma)$ is defined as an interpolation between $h(e_1, e_2, 0)$ and $h(e_1, e_2, \frac{1}{3})$.

The rest of the proof is just an iterated application of [Theorem 7.3](#) and [Remark 4](#). Let $w_{\vec{e}, \vec{s}}$ be the function defined in exactly the same way as $w_{\vec{e}, s}$ except we use the number s_i to scale the gluing parameter in the i^{th} disk. By [Theorem 7.3](#) and [Remark 4](#), $w_{\vec{e}, \vec{s}}$ has bounded first derivative and $\lim_{t \rightarrow 0} \|\bar{\partial}^{nl} w_{\vec{e}, \vec{s}}\|_{L^p} = 0$. Applying [Theorem 7.3](#) to maps constructed by gluing maps of the form $h(r)$ to $w_{\vec{e}, \vec{s}}$ shows $\lim_{t \rightarrow 0} \|\bar{\partial}^{nl} g_a^f(\kappa)\|_{L^p} = 0$. □

At this point, we need to add more restrictions to our fixed J -holomorphic map $w: \Sigma_g \rightarrow \mathbb{C}P^2$. For arbitrary $w: \Sigma_g \rightarrow \mathbb{C}P^2$, it is not true that $\tilde{D}_{g_a(\kappa)}: \Omega^{0,1}(T\Sigma_g) \times$

$\Gamma(g_a^f(\kappa)^*T\mathbb{C}P^2) \rightarrow \Omega^{0,1}(g_a^f(\kappa)^*T\mathbb{C}P^2)$ is onto. For example, we cannot take w to be constant. Taking w to be constant would have simplified many things. For example, we would not need to let the basepoint for h_z vary. The property of w that we need is the property that we prove often occurs in the following lemma.

Lemma 7.14 *For all $g \in \mathbb{N}_0$, there exists $w: \Sigma_g \rightarrow \mathbb{C}P^2$ and $\text{pt} \in \Sigma_g$ such that w is J -holomorphic and $\tilde{D}_w^{\text{pt}}: \Omega^{0,1}(T\Sigma_g) \times \Gamma(w^*T\mathbb{C}P^2)_{\text{pt}} \rightarrow \Omega^{0,1}(w^*T\mathbb{C}P^2)$ is onto. Moreover, the degree of w can be taken to be $g + 1$.*

Proof Take a collection of rational curves $\bigsqcup_{i=0}^g C_i$. Let $x_{i1}, x_{i2} \in C_i$ for $i > 0$ be distinct points. Likewise let $\text{pt}, y_{11}, y_{12}, \dots, y_{g1}, y_{g2} \in C_0$ be distinct. Let C be the nodal curve formed by identifying x_{ij} with y_{ij} . This is depicted in Figure 6. Note that $C \in \bar{\mathcal{M}}_g$. Let $p_0 \in \mathbb{C}P^2$ be the basepoint and pick a degree-one J -holomorphic map $u_0: C_0 \rightarrow \mathbb{C}P^2$ with $u_0(\text{pt}) = p_0$. For $i > 0$, let $u_i: C_i \rightarrow \mathbb{C}P^2$ be a degree-one J -holomorphic map with $u_i(x_{ij}) = u_0(y_{ij})$. By a positivity of intersections argument, the u_i will have the same image. We can in fact construct such u_i for $i > 0$ by precomposition of u_0 with a degree-one holomorphic map from $\mathbb{C}P^1$ to itself. Observe that $c_1(u_i^*T\mathbb{C}P^2) = 3$. Since $3 > 1$ and $3 > 0$, Corollary 5.25 implies $D_{u_0}^{\text{pt}}$ is onto. Since $3 > 2$ and $2 > 0$, Corollary 5.25 implies $D_{u_i}^{\{x_{i1}, x_{i2}\}}$ is also onto. Let $u: C \rightarrow \mathbb{C}P^2$ be the map induced by the maps u_i . Using the techniques of Section 6, we can use this to show D_u^{pt} is onto. This implies \tilde{D}_u^{pt} is also onto and so we can glue.

Let C_i be the associated smooth genus- g curve and $w: C_i \rightarrow \mathbb{C}P^2$ be the J -holomorphic map resulting from correcting the approximate gluing map corresponding to u (see Section 7.1). By Corollary 7.7, D_w^{pt} and \tilde{D}_w^{pt} are onto for sufficiently small t . Since each u_i is degree 1 and there are $g + 1$ of these maps, w has degree $g + 1$. \square

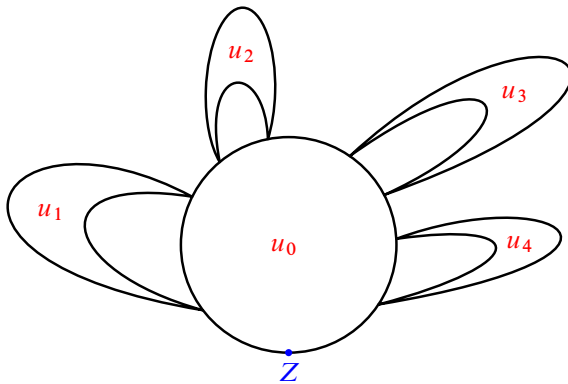


Figure 6: The nodal curve C

From now on, take $w: \Sigma_g \rightarrow \mathbb{C}P^2$ as in the above lemma. Likewise, let \mathbf{j} be the almost complex structure on Σ_g resulting from the above gluing construction. If we could improve the degree bounds in the above lemma, we could accordingly improve the homological surjectivity range of [Theorem 1.4](#).

Lemma 7.15 *For any $\kappa \in \int_{\Sigma_g - \text{pt}}^{\text{hol}}(R_2, \mathbf{j})$,*

$$\tilde{D}_{g_a(\kappa)}^{\text{pt}}: \Omega^{0,1}(\Sigma_g) \times \Gamma(g_a^f(\kappa)^*T\mathbb{C}P^2)_{\text{pt}} \rightarrow \Omega^{0,1}(g_a^f(\kappa)^*T\mathbb{C}P^2)$$

is onto for t sufficiently small.

Proof Let \vec{e} be a collection of embeddings of disks into $\Sigma_g - \text{pt}$. Let $\vec{s} = \{s_1, \dots, s_k\}$ with all $s_i \in (0, 1)$. First we will prove that $\tilde{D}_{w_{\vec{e}, \vec{s}}}^{\text{pt}}$ is onto. Let C be a nodal curve which is Σ_g with a finite number of $\mathbb{C}P^1$ attached by attaching $\infty \in \mathbb{C}P^1$ to $z_i \in \Sigma_g$. Here $z_i = e_i(0)$. Let u be the map which is w on Σ_g and constant on all of the rational components. Call the constant maps $u_i: \mathbb{C}P^1 \rightarrow \mathbb{C}P^2$. We will show \tilde{D}_u^{pt} is onto which will imply that $\tilde{D}_{w_{\vec{e}, \vec{s}}}^{\text{pt}}$ is also onto for sufficiently small t by [Theorem 7.4](#). Choose

$$(\eta_0, \eta_1, \dots, \eta_k) \in \Omega^{0,1}(w^*T\mathbb{C}P^2) \times \prod \Omega^{0,1}(u_i^*T\mathbb{C}P^2) = \Omega^{0,1}(u^*T\mathbb{C}P^2).$$

Since \tilde{D}_w^{pt} is onto, choose $(\beta_0, \xi_0) \in \Omega^{0,1}(\Sigma_g) \times \Gamma(w^*T\mathbb{C}P^2)_{\text{pt}}$ with $\tilde{D}_w(\beta_0, \xi_0) = \eta_0$. Take $\alpha_i \in \Gamma(u_i^*T\mathbb{C}P^2)$ with $\alpha(\infty) = \xi_0(z_i)$. In the proof of [Proposition 6.4](#), we prove that $D_{u_i}^\infty: \Gamma(u_i^*T\mathbb{C}P^2)_\infty \rightarrow \Omega^{0,1}(u_i^*T\mathbb{C}P^2)$ is onto for u_i constant. Since $D_{u_i}^\infty$ is a restriction of

$$\tilde{D}_{u_i}^\infty: \Omega^{0,1}(\mathbb{C}P^1) \times \Gamma(u_i^*T\mathbb{C}P^2)_\infty \rightarrow \Omega^{0,1}(u_i^*T\mathbb{C}P^2),$$

the morphism $\tilde{D}_{u_i}^\infty$ is also onto. Thus, we can find $(\beta_i, \xi_i) \in \Omega^{0,1}(\mathbb{C}P^1) \times \Gamma(u_i^*T\mathbb{C}P^2)$ with $\xi(\infty) = 0$ and $\tilde{D}_{u_i}(\beta_i, \xi_i) = \eta_i - D_{u_i}\alpha_i$. Thus $\tilde{D}_{u_i}(\beta, \xi_i + \alpha_i) = \eta_i$ and $\xi_i(\infty) + \alpha_i(\infty) = \eta_i(\infty)$,

$$((\beta_0, \xi_0), (\beta_1, \xi_1 + \alpha_1), \dots, (\beta_k, \xi_k + \alpha_k)) \in \Omega^{0,1}(TC) \times \Gamma(u^*T\mathbb{C}P^2),$$

$$\tilde{D}_u((\beta_0, \xi_0), (\beta_1, \xi_1 + \alpha_1), \dots, (\beta_k, \xi_k + \alpha_k)) = (\eta_0, \eta_1, \dots, \eta_k).$$

This proves that $\tilde{D}_{w_{\vec{e}, \vec{s}}}^{\text{pt}}$ is surjective for sufficiently small t .

Let $(e_i, e_j) \in D'_2(2)/\Sigma_2$, $s \in [0, 1]$ and view (e_i, e_j, s) as an element of

$$\text{Cone}(D'_2(s)/\Sigma_2).$$

Next we observe that the map $\tilde{D}_{h^f(e_i, e_j, s)}^\infty$ is onto for sufficiently small t . If $s \geq \frac{1}{3}$ then $h^f(e_i, e_j, s)$ is a J -holomorphic degree-two curve so by [Proposition 6.4](#), $\tilde{D}_{h^f(e_i, e_j, s)}^\infty$ is onto. Let u be a map from a nodal curve of type 4 (see [Section 6.2](#)). These are maps

$u_i: \mathbb{C}P^1 \rightarrow \mathbb{C}P^2$ for $i = 0, 1, 2$ with u_0 constant, u_1 and u_2 degree one. The two degree-one curves are attached to the degree-zero curve. By Proposition 6.4, \tilde{D}_u^∞ is onto. By Corollary 7.7, $D_{h^f(e_i, e_j, s)}$ is onto for $s \leq \frac{1}{3}$ and t sufficiently small.

There is a collection of embeddings \hat{e} and holomorphic maps \vec{u} such that the map $g_a^f(\kappa): \Sigma_g \rightarrow \mathbb{C}P^2$ is of the form $G_{w_{\vec{e}, \vec{s}}}(\hat{e}; \vec{u})$, with u_i either degree-one J -holomorphic, degree-two J -holomorphic, or of the form $h^f(e_i, e_j, s)$. Thus $\tilde{D}_{u_i}^\infty$ is onto for small t . The same arguments as the ones used to prove $\tilde{D}_{w_{\vec{e}, \vec{s}}}^{\text{pt}}$ is onto for t sufficiently small also can be used to show that $\tilde{D}_{G_{w_{\vec{e}, \vec{s}}}^{\text{pt}}(\hat{e}; \vec{u})}$ is onto. Thus

$$\tilde{D}_{g_a^f(\kappa)}^{\text{pt}}: \Omega^{0,1}(\Sigma_g) \times \Gamma(g_a^f(\kappa)^* T\mathbb{C}P^2)_{\text{pt}} \rightarrow \Omega^{0,1}(g_a^f(\kappa)^* T\mathbb{C}P^2)$$

is onto for t sufficiently small. □

Lemma 7.16 *Let $K \subset \int_{\Sigma_g}^{\text{hol}}(R_2, \mathbf{j})$ be compact. There exists a bound independent of t for the volume of $g^m(\kappa)$ for $\kappa \in K$.*

Proof The volume of $g^m(\kappa)$ can be bounded by a linear function of the number of subtrees of κ plus the volume of γ_0 . In compact families, the number of subtrees can be bounded. □

Before we address a uniform bound for the right inverse, we need the following lemma. Recall that for s a number and γ a metric, $s\gamma$ denotes γ scaled by s .

Lemma 7.17 *Let γ be a metric on Σ_g , $s \in (0, 1]$, M a symplectic manifold with choice of almost complex structure, $u: \Sigma_g \rightarrow M$ a map and $Q: L^p(\Omega^{0,1}(u^*TM)) \rightarrow W^{1,p}(\Gamma(u^*TM))$ a bounded linear transformation. There is a bound independent of s for the norm of Q with respect to the metric $s\gamma$.*

Proof Here we use superscripts to indicate which metric we use. By definition $\|Q\|^{s\gamma} = \sup_{\eta \neq 0} \|Q\eta\|_{W^{1,p}}^{s\gamma} / \|\eta\|_{\Lambda^p}^{s\gamma}$. Let $\nabla: W^{1,p}(\Gamma(u^*TM)) \rightarrow L^p(\Omega^{0,1}(u^*TM))$ denote the Levi-Civita connect induced by the symplectic and almost complex structure on M . We have

$$\|\eta\|_{L^p}^{s\gamma} = \left(\int_{\Sigma_g} (s^{1-p/2}) |\eta|^p \right)^{1/p},$$

$$\|Q\eta\|_{W^{1,p}}^{s\gamma} = \left(\int_{\Sigma_g} s |Q\eta|^p + (s^{1-p/2}) |\nabla Q\eta|^p \right)^{1/p}.$$

Here the integrals are with respect to the metric γ (see [22, page 172]). Thus

$$\begin{aligned} & (\|Q\eta\|_{W^{1,p}}^{s\gamma} / \|\eta\|_{L^p}^{s\gamma})^p \\ &= (s^{p/2}) \left(\int_{\Sigma_g} |Q\eta|^p \right) / \left(\int_{\Sigma_g} |\eta|^p \right) + \left(\int_{\Sigma_g} |\nabla Q\eta|^p \right) / \left(\int_{\Sigma_g} |\eta|^p \right). \end{aligned}$$

Both terms are bounded by $(\|Q\eta\|^\gamma)^p$ and so the claim follows. □

Recall that the metric g_a^m depended on a function $C: [0, 1]^2 \rightarrow [0, 1]$. We now require that $C(t, s)$ be a continuous function with $C(t, s) = (st)^2$ for $s \leq \frac{1}{2}$. This means that for $s \leq \frac{1}{2}$, as the disks in which the function $w_{\bar{z},s}$ is constant shrink, their areas shrink proportionally to the square of their radii. With this added assumption, we can prove the following lemma.

Lemma 7.18 *For any $\kappa \in \int_{\Sigma_g-\text{pt}}^{\text{hol}}(R_2, \mathbf{j})$, there exists a bound independent of t for the norm of a right inverse of*

$$\tilde{D}_{g_a(\kappa)}^{\text{pt}}: \Gamma(g_a^f(\kappa)^*T\mathbb{C}P^2) \rightarrow \Omega^{0,1}(g_a^f(\kappa)^*T\mathbb{C}P^2).$$

Proof The only portion of this that does not follow from a straightforward adaptation of the methods of [33] is constructing a continuously varying right inverse for $\tilde{D}_{w_{\bar{z},s}}$ which is bounded as t tends to zero. Using the construction from [22, Remark A.4.1], one can construct a continuously varying family of right inverses Q_1^s for $\tilde{D}_{w_{\bar{z},s}}$. Since there is a pointwise bound on the first derivative of $w_{\bar{z},s}$ which is independent of t , the family Q_1^s will have uniformly bounded norm with respect to the metric γ_g . Because of our added restriction on C , for $s \in [0, \frac{1}{2}]$, the metric γ^s is commensurable with γ_g . Thus, on $[0, \frac{1}{2}]$, Q_1^s is uniformly bounded with respect to γ^s as well. Note that γ^s depends on t .

On the interval $(0, 1]$, there is another procedure for producing a right inverse to $\tilde{D}_{w_{\bar{z},s}}$. The construction of the right inverse in [33] does not use that the metrics on the irreducible components of the nodal curves are fixed. They can vary as long as the right inverses on each irreducible component stay bounded. In our case, the metrics on the leaves vary as we rescale them using the function C . However, by Lemma 7.17, this does not cause the right inverses to become unbounded. Thus, we can find a family Q_2^s of right inverses of $\tilde{D}_{w_{\bar{z},s}}$ for $s > 0$ which stay bounded as t goes to zero.

Let $b: [0, 1] \rightarrow [0, 1]$ be some function with $b(0) = 1$ and $b(s) = 0$ for $s \geq \frac{1}{2}$. Let $Q^s = b(s)Q_1^s + (1 - b(s))Q_2^s$. This gives a right inverse for $\tilde{D}_{w_{\bar{z},s}}$ which is defined for all s and bounded as t goes to zero.

The rest of the proof involves iterating the results in [33]. □

Using similar arguments to those of [Lemma 7.13](#), we get the following.

Lemma 7.19 *For any $\kappa \in \int_{\Sigma_{g-\text{pt}}}^{\text{hol}}(R_2, \mathbf{j})$, there exists a bound independent of t for the L^p -norm of $Dg_a^f(\kappa)$.*

Combining these lemmas, we can construct the gluing map, the analogue of the scanning map for holomorphic topological chiral homology.

Theorem 7.20 *For any compact set $K \subset \int_{\Sigma_{g-\text{pt}}}^{\text{hol}}(R_2, \mathbf{j})$, there exist vector fields $\xi_\kappa \in \Gamma(g_a^f(\kappa)^*T\mathbb{C}P^2)$ continuously depending on $\kappa \in K$ such that $g(\kappa) = \exp_{g_a^f(\kappa)}(\xi_\kappa) \in \text{Hol}^*(\Sigma_g, (\mathbb{C}P^2, J))$.*

Proof By [Lemmas 7.13, 7.15, 7.18](#) and [7.19](#), the map $g_a^f(\kappa)$ satisfies the hypotheses of [Theorem 7.2](#) for sufficiently small t depending on $\kappa \in \int_{\Sigma_{g-\text{pt}}}^{\text{hol}}(R_2, \mathbf{j})$. Since K is compact, we can choose t such that for all $\kappa \in K$, $g_a^f(\kappa)$ satisfies the hypotheses of [Theorem 7.2](#). Thus we can find such a vector field $\xi_\kappa \in \Gamma(g_a^f(\kappa)^*T\mathbb{C}P^2)$ such that $\exp_{g_a^f(\kappa)}(\xi_\kappa) \in \text{Hol}^*(\Sigma_g, (\mathbb{C}P^2, J))$. \square

Corollary 7.21 *The image in homology of $g_a^f: \int_{\Sigma_{g-\text{pt}}}^{\text{hol}}(R_2, \mathbf{j}) \rightarrow \text{Map}^*(\Sigma_g, \mathbb{C}P^2)$ is contained in the image in homology of $i: \text{Hol}^*(\Sigma_g, (\mathbb{C}P^2, J)) \rightarrow \text{Map}^*(\Sigma_g, \mathbb{C}P^2)$.*

Proof Let $K \subset \int_{\Sigma_{g-\text{pt}}}^{\text{hol}}(R_2, \mathbf{j})$ be compact and let $g: K \rightarrow \text{Hol}^*(\Sigma_g, (\mathbb{C}P^2, J))$ and $\xi_\kappa \in \Gamma(g_a^f(\kappa)^*T\mathbb{C}P^2)$ be as in [Theorem 7.20](#). Let $H: K \times [0, 1] \rightarrow \text{Map}^*(\Sigma_g, \mathbb{C}P^2)$ be given by the formula $H(\kappa, s) = \exp_{g_a^f(\kappa)}(s\xi_\kappa)$. The map H gives a homotopy between $i \circ g$ and g_a^f restricted to K . Since the image of $i \circ g$ in homology is contained in the image of i and every homology class is in the image of a compact set, the claim follows. \square

8 Homotopy between gluing maps and scanning maps

By [Corollary 7.21](#), the image in homology of the approximate gluing map is contained in the image in homology of the inclusion of the space of J -holomorphic functions into the space of all continuous functions. The goal of this section is to study the image in homology of the approximate gluing map and compare it with the scanning and stabilization maps defined in [Section 2](#) and further studied in [Section 3](#). In the first subsection, we investigate the dependence of $g_a^f: \int_{\Sigma_{g-\text{pt}}}^{\text{hol}}(R_2, \mathbf{j}) \rightarrow \text{Map}^*(\Sigma_g, (\mathbb{C}P^2, J))$ on w . In the second subsection, we show that $h: R_2 \rightarrow \text{Map}^*(\mathbb{C}P^1, \mathbb{C}P^2)$ can be interpreted as a map of partial D_2 -algebras up to homotopy. In the third subsection, we prove the main theorem of this paper, [Theorem 1.3](#).

We denote the projection $g_a^f: \int_{\Sigma_g - \text{pt}}^{\text{hol}} (R_2, \mathbf{j}) \rightarrow \text{Map}^*(\Sigma_g, \mathbb{C}P^2)$ simply by g_a as metrics will not be relevant in this section. We likewise denote $h^f: R_2 \rightarrow \text{Map}^*(\mathbb{C}P^1, \mathbb{C}P^2)$ simply by h .

8.1 Untwisting the approximate gluing map

The purpose of this subsection is to study how

$$g_a: \int_{\Sigma_g - \text{pt}}^{\text{hol}} (R_2, \mathbf{j}) \rightarrow \text{Map}^*(\Sigma_g, \mathbb{C}P^2)$$

depends on the function $w: \Sigma_g \rightarrow M$.

First note that the formula for g_a extends to all of $\int_{\Sigma_g - \text{pt}} R_2$ since the fact that the disks were embedded holomorphically was only relevant for correcting the approximate gluing map. Moreover, the definition of g_a did not use that the map w was holomorphic.

Definition 8.1 For $v: \Sigma_g \rightarrow \mathbb{C}P^2$, let

$$g_a^v: \int_{\Sigma_g - \text{pt}} R_2 \rightarrow \text{Map}^*(\Sigma_g, \mathbb{C}P^2)$$

be the function defined using the same formula as $g_a: \int_{\Sigma_g - \text{pt}}^{\text{hol}} (R_2, \mathbf{j}) \rightarrow \text{Map}^*(\Sigma_g, \mathbb{C}P^2)$ with w replaced with v .

Recall that the name of the basepoint in Σ_g is pt and the name of the basepoint in $\mathbb{C}P^2$ is p_0 . Recall that $\pi_0(\text{Map}^*(\Sigma_g, \mathbb{C}P^2)) = \mathbb{Z}$ and this integer is called degree. In Section 2, we defined stabilization maps which give maps $T_a: \text{Map}^*(\Sigma_g, \mathbb{C}P^2) \rightarrow \text{Map}^*(\Sigma_g, \mathbb{C}P^2)$ for every element $a \in \text{Map}^c(B - \text{pt}, \mathbb{C}P^2)$. Here B is an open ball centered around pt . The map $T_a: \text{Map}^*(\Sigma_g, \mathbb{C}P^2) \rightarrow \text{Map}^*(\Sigma_g, \mathbb{C}P^2)$ can be defined as follows. Let $d: \Sigma_g - \text{pt} \rightarrow \Sigma_g - B$ be a diffeomorphism. For $m \in \Sigma_g$ and $f \in \text{Map}^*(\Sigma_g, \mathbb{C}P^2)$, let $T_a: \text{Map}^*(\Sigma_g, \mathbb{C}P^2) \rightarrow \text{Map}^*(\Sigma_g, \mathbb{C}P^2)$ be the map defined by the following formula:

$$T_a(f)(m) = \begin{cases} p_0 & \text{if } m = \text{pt}, \\ a(m) & \text{if } m \in B - \text{pt}, \\ f(d^{-1}(m)) & \text{otherwise.} \end{cases}$$

Note that $\pi_0(\text{Map}^c(B - \text{pt}, \mathbb{C}P^2)) = \mathbb{Z}$ and we also call this integer degree. Up to homotopy, the map T_a only depends on the degree of a . Let $T_k: \text{Map}_d^*(\Sigma_g, \mathbb{C}P^2) \rightarrow \text{Map}_{d+k}^*(\Sigma_g, \mathbb{C}P^2)$ denote a stabilization map which raises degree by k . Note that topological chiral homology is functorial with respect to open embeddings. Let $e: \Sigma_g - B \rightarrow \Sigma_g - \text{pt}$ be the inclusion map.

Proposition 8.2 *Let k be the degree of $w: \Sigma_g \rightarrow \mathbb{C}P^2$ and let $\text{const}: \Sigma_g \rightarrow \mathbb{C}P^2$ be the constant map. The following diagram commutes up to homotopy:*

$$\begin{array}{ccc}
 \int_{\Sigma_g - \text{pt}} R_2 & \xrightarrow{g_a^w} & \text{Map}^*(\Sigma_g, \mathbb{C}P^2) \\
 \uparrow e_* & & \uparrow \\
 \int_{\Sigma_g - B} R_2 & & T_k \\
 \uparrow d_* & & \\
 \int_{\Sigma_g - \text{pt}} R_2 & \xrightarrow{g_a^{\text{const}}} & \text{Map}^*(\Sigma, \mathbb{C}P^2)
 \end{array}$$

Proof The map g_a^v does depend on v . However, up to homotopy, it only depends on the class of v in $\pi_0(\text{Map}^*(\Sigma_g, \mathbb{C}P^2))$. One can easily construct maps of every degree which are constant off of B . Thus the map w is homotopic through based maps to a map $w': \Sigma_g \rightarrow \mathbb{C}P^2$ which is constant off of B . Let $a \in \text{Map}^c(B - \text{pt}, \mathbb{C}P^2)$ be the restriction w' to B . The above diagram commutes on the nose if one replaces w with w' and interprets T_k as T_a . Thus, the above diagram homotopy commutes. \square

Note that all maps T_k are homotopy equivalences. Additionally, the inclusion

$$\int_{\Sigma_g - \text{pt}}^{\text{hol}} (R_2, \mathbf{j}) \rightarrow \int_{\Sigma_g - \text{pt}} R_2$$

is a weak homotopy equivalence. Thus, to prove the main theorem, it suffices to prove that $g_a^{\text{const}}: \int_{\Sigma_g - \text{pt}} R_2 \rightarrow \text{Map}^*(\Sigma_g, \mathbb{C}P^2)$ is a stable homology equivalence. In other words, we have the following lemma.

Lemma 8.3 *The image in homology of $g_a^w: \int_{\Sigma_g - \text{pt}}^{\text{hol}} (R_2, \mathbf{j}) \rightarrow \text{Map}^*(\Sigma_g, \mathbb{C}P^2)$ contains the image in homology of*

$$T_{g+1} \circ g_a^{\text{const}}: \int_{\Sigma_g - \text{pt}} R_2 \rightarrow \text{Map}^*(\Sigma_g, \mathbb{C}P^2).$$

8.2 Comparison of the D_2 actions on R_2 and $\Omega^2\mathbb{C}P^2$

The goal of this subsection is to modify the map $h: R_2 \rightarrow \text{Map}^*(\mathbb{C}P^1, \mathbb{C}P^2)$ so that we may interpret it as a map of partial D_2 -algebras to $\Omega^2\mathbb{C}P^2$. Recall that we view $\text{Cone}(D'_2(2)/\Sigma_2)$ as the quotient of $[0, 1] \times D'_2(2)/\Sigma_2$ identifying all points of the form $(\kappa, 1)$. Since we do not let basepoints vary in this subsection, we drop the z subscript on the function $h: R_2 \rightarrow \text{Map}^*(\mathbb{C}P^1, \mathbb{C}P^2)$.

Modifying h We will define a function $\hat{h}: R_2 \rightarrow \text{Map}^*(\mathbb{C}P^1, \mathbb{C}P^2)$ which is homotopic to $h: R_2 \rightarrow \text{Map}^*(\mathbb{C}P^1, \mathbb{C}P^2)$. Recall that the definition of h required fixing a function $q_1 \in \text{Map}_1^*(\mathbb{C}P^1, \mathbb{C}P^2)$. Let q_1^s be a path of degree-one maps with $q_1^0 = q_1$ and q_1^1 constant on the image of $e' \in \mathbb{C}P^1$. We define $\hat{h}(r_1)$ to be q_1^1 .

Let $f_s: \mathbb{C}P^1 \rightarrow \mathbb{C}P^1$ be a path of degree-one maps with f_0 the identity, $f_s(\infty) = \infty$ and $f_s(e'(\mathbb{D})) \subset e'(\mathbb{D})$ for all s and $f_1(e'(\mathbb{D})) = \{\infty\}$.

For $s \geq \frac{2}{3}$, we define $\hat{h}(e_1, e_2, s)$ to be $h(e_1, e_2, 3s - 2) \circ f_1$.

Recall that $h(e_1, e_2, 0)$ was an approximate gluing map denoted h_a . This map implicitly depended on the gluing parameter t and the degree-one map q_1 . Here we indicate this dependence with a superscript. Let $\tau(s)$ be the affine function with $\tau(\frac{1}{3}) = 1$ and $\tau(\frac{2}{3}) = t$. For $s \in [\frac{1}{3}, \frac{2}{3}]$, we define $\hat{h}(e_1, e_2, s)$ to be $h_a^{\tau(s), q_1^{2-3s}}(e_1, e_2) \circ f_1$.

For $s \in [0, \frac{1}{3}]$, we define $\hat{h}(e_1, e_2, s)$ to be $h_a^1 \cdot q_1^1(e_1, e_2) \circ f_{3s}$.

The key features of the function \hat{h} are that it is constant on $e'(\mathbb{D})$ and we have set the gluing parameter equal to 1 in the approximate gluing map. Normally it does not make sense to let the gluing parameter go to 1. However, it does make sense when both functions are constant on the images of the embeddings as is the case here.

The usual model of $\Omega^2 X$ used to define the D_2 -action is

$$\Omega^2 X = \text{Map}((\overline{\mathbb{D}}, \partial\overline{\mathbb{D}}), (X, \text{pt})).$$

Since \hat{h} is constant outside of $\mathbb{D} \subset \mathbb{C}P^1$, we can view \hat{h} as a map $\hat{h}: R_2 \rightarrow \Omega^2 \mathbb{C}P^2$. This allows us to make sense of the following lemma.

Lemma 8.4 *The map $\hat{h}: R_2 \rightarrow \Omega^2 \mathbb{C}P^2$ is a map of partial D_2 -algebras.*

Proof This follows from the definition of \hat{h} . This is similar to the fact that $E_{ij}^t = e \circ e_{ij}$ when $t = 1$, an observation made in Section 7.4. □

8.3 The main theorem

As was noted in Section 8.1, to prove $i: \text{Hol}^*(\Sigma_g, (\mathbb{C}P^2, J)) \rightarrow \text{Map}^*(\Sigma_g, \mathbb{C}P^2)$ is a stable homology surjection, it suffices to show $g_a^{\text{const}}: \int_{\Sigma_g} R_2 \rightarrow \text{Map}^*(\Sigma_g, \mathbb{C}P^2)$ is a stable homology equivalence. This is the goal of this section. This will follow from the following lemma. As in Corollary 3.13, let $h': \int_{\Sigma_g - \text{pt}} R_2 \rightarrow \int_{\Sigma_g - \text{pt}} \Omega^2 \mathbb{C}P^2$ be the map induced by $\hat{h}: R_2 \rightarrow \Omega^2 \mathbb{C}P^2$.

Lemma 8.5 *The map $g_a^{\text{const}}: \int_{\Sigma_g - \text{pt}} R_2 \rightarrow \text{Map}^*(\Sigma_g, \mathbb{C}P^2)$ is homotopic to*

$$s \circ h': \int_{\Sigma_g - \text{pt}} R_2 \rightarrow \text{Map}^*(\Sigma_g, \mathbb{C}P^2).$$

Proof The maps are equal if one replaces h with \hat{h} in the definition of g_a^{const} and sets the gluing parameter equal to 1 everywhere except in the definition of \hat{h} . Note that we can set the gluing parameter equal to 1 since we are gluing maps which are constant in images of the embeddings. Since h is homotopic to \hat{h} , g_a^{const} and $s \circ \hat{h}'$ are homotopic. \square

We can now prove the main theorem.

Theorem 8.6 *Let J be any compatible almost complex structure on $\mathbb{C}P^2$. The inclusion map $i: \text{Hol}_d^*(\Sigma_g, (\mathbb{C}P^2, J)) \rightarrow \text{Map}_d^*(\Sigma_g, \mathbb{C}P^2)$ induces a surjection on homology groups H_i for $i \leq (d - g - 1)/3$.*

By Corollary 7.21, the image in homology of

$$i: \text{Hol}_d^*(\Sigma_g, (\mathbb{C}P^2, J)) \rightarrow \text{Map}_d^*(\Sigma_g, \mathbb{C}P^2)$$

contains the image in homology of $g_a^w: (\int_{\Sigma_g - \text{pt}}^{\text{hol}}(R_2, \mathbf{j}))_d \rightarrow \text{Map}_d^*(\Sigma_g, (\mathbb{C}P^2, J))$. By Lemma 8.3, this contains the image of

$$T_{g+1} \circ g_a^{\text{const}}: \int_{\Sigma_g - \text{pt}} R_2 \rightarrow \text{Map}^*(\Sigma_g, \mathbb{C}P^2).$$

Note that $T_{g+1}: \text{Map}_{d-g-1}^*(\Sigma_g, \mathbb{C}P^2) \rightarrow \text{Map}_d^*(\Sigma_g, \mathbb{C}P^2)$ is a homotopy equivalence. By Lemma 8.5, the image in homology of

$$g_a^{\text{const}}: \int_{\Sigma_g - \text{pt}} R_2 \rightarrow \text{Map}^*(\Sigma_g, \mathbb{C}P^2) \quad \text{and} \quad s \circ h': \int_{\Sigma_g - \text{pt}} R_2 \rightarrow \text{Map}^*(\Sigma_g, \mathbb{C}P^2)$$

agree since the two maps are homotopic. By Corollary 3.13, the map

$$s \circ h': \left(\int_{\Sigma_g - \text{pt}} R_2 \right)_{d-g-1} \rightarrow \text{Map}_{d-g-1}^*(\Sigma_g, \mathbb{C}P^2)$$

induces an isomorphism on H_i for $i \leq (d - g - 1)/3$. Thus, $i: \text{Hol}_d^*(\Sigma_g, (\mathbb{C}P^2, J)) \rightarrow \text{Map}_d^*(\Sigma_g, \mathbb{C}P^2)$ induces a surjection in that range.

Remark 5 One can also use the techniques of this paper to establish a version of Theorem 1.4 with fixed almost complex structures on the domain. If \mathbf{j} is an almost complex structure satisfying the conclusions of Lemma 7.14 with \tilde{D}_w^{pt} replaced with D_w^{pt} , then the map $i: \text{Hol}_d^*((\Sigma_g, \mathbf{j}), (\mathbb{C}P^2, J)) \rightarrow \text{Map}_d^*(\Sigma_g, \mathbb{C}P^2)$ is a stable homology surjection. Currently the author does not know how to show $i: \text{Hol}_d^*((\Sigma_g, \mathbf{j}), (\mathbb{C}P^2, J)) \rightarrow \text{Map}_d^*(\Sigma_g, \mathbb{C}P^2)$ is a stable homology surjection for all \mathbf{j} since it is unclear how to improve Lemma 7.14 to allow arbitrary almost complex structures on Σ_g .

References

- [1] **M Abreu**, *Topology of symplectomorphism groups of $S^2 \times S^2$* , Invent. Math. 131 (1998) 1–23 [MR1489893](#)
- [2] **R Andrade**, *From manifolds to invariants of En-algebras*, PhD thesis, MIT (2010) Available at <http://search.proquest.com/docview/885231227>
- [3] **M F Atiyah, J D S Jones**, *Topological aspects of Yang–Mills theory*, Comm. Math. Phys. 61 (1978) 97–118 [MR503187](#)
- [4] **C P Boyer, K Galicki**, *Sasakian geometry*, Oxford Univ. Press (2008) [MR2382957](#)
- [5] **C P Boyer, B M Mann**, *Monopoles, nonlinear σ models, and two-fold loop spaces*, Comm. Math. Phys. 115 (1988) 571–594 [MR933456](#)
- [6] **R L Cohen, J D S Jones, G B Segal**, *Stability for holomorphic spheres and Morse theory*, from: “Geometry and topology”, (K Grove, I H Madsen, E K Pedersen, editors), Contemp. Math. 258, Amer. Math. Soc. (2000) 87–106 [MR1778098](#)
- [7] **J Francis**, *The tangent complex and Hochschild cohomology of \mathcal{E}_n -rings*, Compos. Math. 149 (2013) 430–480 [MR3040746](#)
- [8] **K Fukaya, K Ono**, *Arnold conjecture and Gromov–Witten invariant for general symplectic manifolds*, from: “The Arnoldfest”, (E Bierstone, B Khesin, A Khovanskii, J E Marsden, editors), Fields Inst. Commun. 24, Amer. Math. Soc. (1999) 173–190 [MR1733575](#)
- [9] **M Gromov**, *Pseudoholomorphic curves in symplectic manifolds*, Invent. Math. 82 (1985) 307–347 [MR809718](#)
- [10] **MA Guest**, *The topology of the space of rational curves on a toric variety*, Acta Math. 174 (1995) 119–145 [MR1310847](#)
- [11] **H Hofer, V Lizan, J-C Sikorav**, *On genericity for holomorphic curves in four-dimensional almost-complex manifolds*, J. Geom. Anal. 7 (1997) 149–159 [MR1630789](#)
- [12] **S Ivashkovich, V Shevchishin**, *Structure of the moduli space in a neighborhood of a cusp-curve and meromorphic hulls*, Invent. Math. 136 (1999) 571–602 [MR1695206](#)
- [13] **S Kallel**, *Configuration spaces and the topology of curves in projective space*, from: “Topology, geometry and algebra: Interactions and new directions”, (A Adem, G Carlsson, R Cohen, editors), Contemp. Math. 279, Amer. Math. Soc. (2001) 151–175 [MR1850746](#)
- [14] **S Kallel**, *Spaces of particles on manifolds and generalized Poincaré dualities*, Q. J. Math. 52 (2001) 45–70 [MR1820902](#)
- [15] **S Kallel, I Saihi**, *Homotopy groups of diagonal complements* [arXiv:1306.6272](#)
- [16] **B Kleiner, J Lott**, *Geometrization of three-dimensional orbifolds via Ricci flow*, Astérisque 365, Soc. Math. France, Paris (2014) 101–177 [MR3244330](#)

- [17] **J Li, G Tian**, *Virtual moduli cycles and Gromov–Witten invariants of algebraic varieties*, J. Amer. Math. Soc. 11 (1998) 119–174 [MR1467172](#)
- [18] **J Lurie**, *Derived algebraic geometry, VI: $E[k]$ -algebras* (2009) Available at <http://www.math.harvard.edu/~lurie/papers/DAG-VI.pdf>
- [19] **J P May**, *The geometry of iterated loop spaces*, Lectures Notes in Math. 271, Springer, Berlin (1972) [MR0420610](#)
- [20] **D McDuff**, *Configuration spaces of positive and negative particles*, Topology 14 (1975) 91–107 [MR0358766](#)
- [21] **D McDuff**, *The local behaviour of holomorphic curves in almost complex 4-manifolds*, J. Differential Geom. 34 (1991) 143–164 [MR1114456](#)
- [22] **D McDuff, D Salamon**, *J -holomorphic curves and quantum cohomology*, Univ. Lecture Series 6, Amer. Math. Soc. (1994) [MR1286255](#)
- [23] **J Miller**, *Homological stability properties of spaces of rational J -holomorphic curves in \mathbb{P}^2* , Algebr. Geom. Topol. 13 (2013) 453–478 [MR3031648](#)
- [24] **J Miller**, *Nonabelian Poincaré duality after stabilizing*, Trans. Amer. Math. Soc. 367 (2015) 1969–1991 [MR3286505](#)
- [25] **Y Ruan, G Tian**, *A mathematical theory of quantum cohomology*, J. Differential Geom. 42 (1995) 259–367 [MR1366548](#)
- [26] **Y Ruan, G Tian**, *Higher genus symplectic invariants and sigma models coupled with gravity*, Invent. Math. 130 (1997) 455–516 [MR1483992](#)
- [27] **P Salvatore**, *Configuration spaces with summable labels*, from: “Cohomological methods in homotopy theory”, (J Aguadé, C Broto, C Casacuberta, editors), Progr. Math. 196, Birkhäuser, Basel (2001) 375–395 [MR1851264](#)
- [28] **Y Savelyev**, *On configuration spaces of stable maps* [arXiv:1104.5440](#)
- [29] **G Segal**, *Configuration-spaces and iterated loop-spaces*, Invent. Math. 21 (1973) 213–221 [MR0331377](#)
- [30] **G Segal**, *The topology of spaces of rational functions*, Acta Math. 143 (1979) 39–72 [MR533892](#)
- [31] **B Siebert**, *Symplectic Gromov–Witten invariants*, from: “New trends in algebraic geometry”, (K Hulek, F Catanese, C Peters, M Reid, editors), London Math. Soc. Lecture Note Ser. 264, Cambridge Univ. Press (1999) 375–424 [MR1714832](#)
- [32] **B Siebert, G Tian**, *On the holomorphicity of genus two Lefschetz fibrations*, Ann. of Math. 161 (2005) 959–1020 [MR2153404](#)
- [33] **J-C Sikorav**, *The gluing construction for normally generic J -holomorphic curves*, from: “Symplectic and contact topology: Interactions and perspectives”, (Y Eliashberg, B Khesin, F Lalonde, editors), Fields Inst. Commun. 35, Amer. Math. Soc. (2003) 175–199 [MR1969276](#)

- [34] **M Weiss**, *What does the classifying space of a category classify?*, Homology Homotopy Appl. 7 (2005) 185–195 MR2175298
- [35] **K Yamaguchi**, *Configuration space models for spaces of maps from a Riemann surface to complex projective space*, Publ. Res. Inst. Math. Sci. 39 (2003) 535–543 MR2001186

Department of Mathematics, Stanford University
Building 380, Room 383A, Stanford, CA 94305, USA

jkmiller@stanford.edu

<http://math.stanford.edu/~jkmiller/>

Proposed: Yasha Eliashberg

Received: 21 November 2012

Seconded: Benson Farb, Leonid Polterovich

Revised: 6 October 2014