

involve

a journal of mathematics

Knot mosaic tabulation

Hwa Jeong Lee, Lewis D. Ludwig, Joseph Paat and Amanda Peiffer



Knot mosaic tabulation

Hwa Jeong Lee, Lewis D. Ludwig, Joseph Paat and Amanda Peiffer

(Communicated by Kenneth S. Berenhaut)

In 2008, Lomonaco and Kauffman introduced a knot mosaic system to define a quantum knot system. A quantum knot is used to describe a physical quantum system such as the topology or status of vortexing that occurs in liquid helium II for example. Kuriya and Shehab proved that knot mosaic type is a complete invariant of tame knots. In this article, we consider the mosaic number of a knot, which is a natural and fundamental knot invariant defined in the knot mosaic system. We determine the mosaic number for all eight-crossing or fewer prime knots. This work is written at an introductory level to encourage other undergraduates to understand and explore this topic. No prior knowledge of knot theory is assumed or required.

1. Introduction

In this work we will determine the mosaic number of all 36 prime knots of eight crossings or fewer. Before we do this, we will give a short introduction to knot mosaics. Take a length of rope, tie a knot in it, glue the ends of the rope together and you have a *mathematical knot* — a closed loop in 3-space. A rope with its ends glued together without any knots is referred to as the *trivial knot*, or just an unknotted circle in 3-space. There are other ways to create mathematical knots aside from rope. For example, *stick knots* are created by gluing sticks end to end until a knot is formed (see [Adams 2004]). Lomonaco and Kauffman [2008] developed an additional structure for considering knots which they called *knot mosaics*. Kuriya and Shehab [2014] showed that this representation of knots was equivalent to tame knot theory, or knots with rope, implying that tame knots can be represented equivalently with knot mosaics. This means any knot that can be made with rope can be represented equivalently with a knot mosaic.

MSC2010: primary 57M25; secondary 57M27.

Keywords: knots, knot mosaic, mosaic number, crossing number.

Lee was supported by the Basic Science Research Program through the National Research Foundation of Korea (NRF) funded by the Ministry of Science, ICT & Future Planning (NRF-2015R1C1A2A01054607).

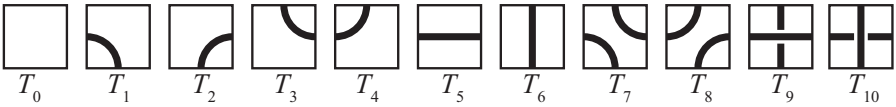


Figure 1. Tiles T_0 – T_{10} .

A *knot mosaic* is the representation of a knot on an $n \times n$ grid composed of 11 tiles as depicted in Figure 1. A tile is said to be *suitably connected* if each of its connection points touches a connection point of a contiguous tile. Several examples of knot mosaics are depicted in Figure 2. It should be noted that in Figure 2, the first mosaic is a knot, the trefoil knot, the second mosaic is a link, the Hopf Link, and the third is the composition of two trefoil knots (remove a small arc from two trefoils then connect the four endpoints by two new arcs depicted in red, denoted by $3_1 \# 3_1$). A knot is made of one component (i.e., one piece of rope), and a link is made of one or more components (i.e., one or more pieces of rope). For this work, we will focus on knot mosaics of *prime knots*. A prime knot is a knot that cannot be depicted as the composition of two nontrivial knots. The trefoil knot is a prime knot.

When studying knots, a useful and interesting topic used to help distinguish two knots is *knot invariants*. A knot invariant is a quantity defined for each knot that is not changed by *ambient isotopy*, or continuous distortion, without cutting or gluing the knot. One such knot invariant is the *crossing number* of a knot. The crossing number is the fewest number of crossings in any diagram of the knot. For example, the crossing number of the trefoil is three, which can be seen in Figure 2. A *reduced* diagram of a knot is a projection of the knot in which none of the crossings can be reduced or removed. The fourth knot mosaic depicted in Figure 2 is an example of a nonreduced trefoil knot diagram. In this example, the crossing number of three is not realized because there are two extra crossings that can be easily removed.

An interesting knot invariant for knot mosaics is the *mosaic number*. The mosaic number of a knot K is the smallest integer n for which K can be represented on an $n \times n$ mosaic board. We will denote the mosaic number of a knot K as $m(K)$. For the trefoil, it is an easy exercise to show that the mosaic number for the trefoil

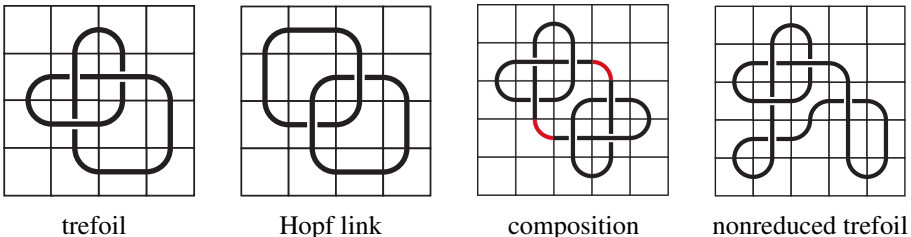


Figure 2. Examples of link mosaics.



Figure 3. Reidemeister Type I moves.

is four, or $m(3_1) = 4$. To see this, try making the trefoil on a 3×3 board and you will arrive at a contradiction.

Next, we introduce a technique that can be used to “clean up” a knot mosaic by removing unneeded crossing tiles. Kurt Reidemeister [1927] demonstrated that two knot diagrams belonging to the same knot, up to ambient isotopy, can be related by a sequence of three moves, now known as the Reidemeister moves. For our purposes, we will consider two of these moves on knot mosaics, the mosaic Reidemeister type I and type II moves as described by Lomonaco and Kauffman [2008]. For more about Reidemeister moves, the interested reader should see [Adams 2004].

The mosaic Reidemeister type I moves are shown in Figure 3, and the mosaic Reidemeister type II moves are shown in Figure 4.

Next we make several observations that will prove useful.

Observation 1.1 [Hong et al. 2014, two-fold rule]. Once the inner tiles of a mosaic board are suitably placed, there are only two ways to complete the board so that it is suitably connected, resulting in a knot or a link.

For any given $n \times n$ mosaic board, we will refer to the collection of inner tiles as the *inner board*. For example, in Figure 8 the tiles I_1 – I_9 would make the inner board for this mosaic board.

Observation 1.2. Assume n is even. For a board of size n with the inner board consisting of all crossing tiles, any resulting suitably connected mosaic will either be an $n - 2$ component link mosaic or $n - 3$ component nonreduced link mosaic; see Figure 6 for an example.

Observation 1.3. Assume n is odd. For a board of size n with the inner board consisting of all crossing tiles, any resulting suitably connected mosaic is a nonreduced knot mosaic.

Observation 1.3 can be generalized in the following way.

Observation 1.4. Let M be a knot mosaic with two corner crossing tiles in a top row of the inner board. If the top boundary of the row has an odd number of

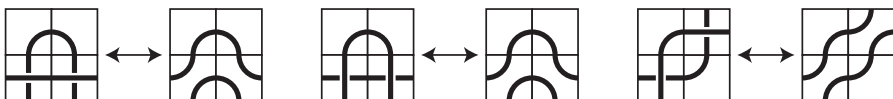


Figure 4. Reidemeister type II moves.

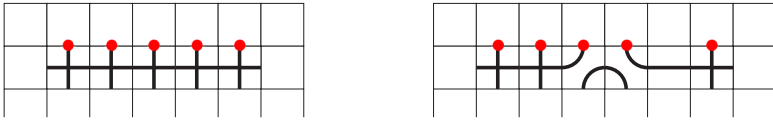


Figure 5. Two examples of knot mosaics with an odd number of connection points on the top boundary of the top row of the inner board; a connection point on the boundary is marked by red circle.

connection points, then a Reidemeister type I move can be applied to either corner of the row of M . This extends via rotation to the outer-most columns and the lower-most row of the inner board. See [Figure 5](#) for examples of such knot mosaics.

Armed with this quick introduction to knot mosaics, we are ready to determine the mosaic number for all prime knots with a crossing number of eight or fewer in the next section. Before we proceed, it should be noted that there are many other questions to consider regarding knot mosaics besides finding the mosaic number. For example, what is the fewest number of nonblank tiles needed to create a specific knot? This could be known as the *tile number* of a knot. With this in mind, if we allow knot mosaics to be rectangular, can some knots have a smaller tile number if they are presented in a rectangular $m \times n$ configuration as opposed to a square configuration? We will conclude this article with a number of other open questions about knot mosaics that you can consider and try to solve.

2. Determining the mosaic number of small prime knots

In this section, we will determine the mosaic number for all prime knots of eight or fewer crossings. We refer to these as “small” prime knots. We will see that for some knots, the mosaic number is “obvious”, while others take some considerable work. We begin with knots¹ of an obvious mosaic number as shown in [Table 1](#).

Why do these knots have obvious mosaic numbers? As previously noted, the trefoil knot (3_1) cannot fit on a 3×3 mosaic board, as such a board would only allow one crossing tile when 3_1 requires at least three crossings. Hence, the mosaic number for the trefoil is obvious. Similarly, the knots 5_1 , 5_2 , and 6_2 have more than four crossings, so they cannot fit on a 4×4 mosaic board, which only allows at most four crossing tiles. In the [Appendix](#), we have provided representations of these knots on 5×5 mosaic boards, thus determining the mosaic number for these knots. It should be noted that as the knots become larger, it is often difficult to determine whether a specific knot mosaic represents a given knot. To check that a knot mosaic

¹At this point, we adopt the Alexander–Briggs notation for knots. The number represents the number of crossings, while the subscript represents the order in the table as developed by Alexander–Briggs and extended by Rolfsen. The knot 6_2 is the second knot of six crossings in the Rolfsen knot table [[Adams 2004](#)].

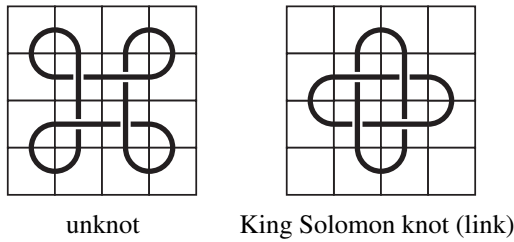


Figure 6. Possible four crossing mosaics on 4×4 board.

represents a specific knot, we used a software packaged called KnotScape [Hoste and Thistlethwaite 1999] developed by Professor Morwen Thistlethwaite, which looks at the Dowker notation of a knot to determine the knot presented. While KnotScape cannot determine all knots, it can determine small prime knots. For more information, see [Adams 2004].

Next we consider knots whose mosaic number is “almost obvious”. At first glance, one may think that the figure-eight knot (4_1) should have a mosaic number of four. Start with a 4×4 mosaic with the four inner tiles being crossing tiles. By Observation 1.1, this 4×4 mosaic can be completed in two ways, as seen in Figure 6. However, the knot 4_1 is known as an *alternating* knot. An alternating knot is a knot with a projection that has crossings that alternate between over and under as one traverses around the knot in a fixed direction. So, if we were to try to place 4_1 on a 4×4 mosaic, there would be four crossing tiles and they would have to alternate. Thus 4_1 cannot be placed on a 4×4 board. In the Appendix we see a presentation of 4_1 on a 5×5 mosaic board, hence $m(4_1) = 5$.

Another knot with an almost obvious mosaic number is 6_1 . Figure 7 first depicts a configuration of 6_1 on a 6×6 mosaic board. However, by performing a move called a *flype* (see [Adams 2004]) we can fit 6_1 on a 5×5 mosaic board. It should be noted that this mosaic representation of 6_1 has seven crossings instead of six. Thus the mosaic number for 6_1 is realized when the crossing is not. It turns out that 6_1 is not the only knot with such a property. Ludwig, Evans, and Paat [Ludwig et al. 2013] created an infinite family of knots whose mosaic numbers were realized only when their crossing numbers were not.




Figure 7. The knot 6_1 as a 6-mosaic and a 5-mosaic.

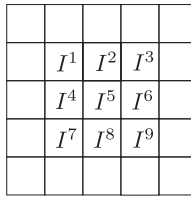


Figure 8. The 5×5 mosaic board with inner-tiles I^1-I^9 .

At this point, we have determined the mosaic number for all six or fewer crossing knots except 6_3 . Surprisingly, we will see that 6_3 cannot fit on a 5×5 board, even though such a board has nine possible positions to place crossing tiles.

Theorem 2.1. *The mosaic number of the knot 6_3 is six; that is, $m(6_3) = 6$.*

Proof. Since 6_3 has six crossings, we know that $m(6_3) \geq 5$. In the [Appendix](#) we see a representation of 6_3 on a 6×6 mosaic board, so $m(6_3) \leq 6$. This means $m(6_3) = 5$ or $m(6_3) = 6$. We now argue $m(6_3) = 6$.

Assume to the contrary that $m(6_3) = 5$. By the definition of the mosaic number, this implies that there is some 5×5 mosaic M that represents 6_3 . We will show via a case analysis that regardless of how the crossing tiles are arranged on M , the resulting knot is in fact *not* 6_3 . This will give us a contradiction, implying that $m(6_3) = 6$.

In order to help with the case analysis, we label the nine inner tiles of the 5×5 mosaic I^1-I^9 , as depicted in [Figure 8](#). The 6_3 knot uses at least six crossing tiles. Since 6_3 has a crossing number of six, by the pigeon hole principle at least one of the four corner inner tiles (I^1, I^3, I^7 , or I^9) must be a crossing tile. By rotations, it is enough to consider the four cases that are depicted in [Figure 9](#). Note that in [Figure 9](#), gray tiles describe noncrossing tiles and white tiles could be crossing tiles (but they do not have to be).

Case 1: Suppose that I^3 is a crossing tile, while I^1, I^7 , and I^9 are not. Thus I^2, I^4, I^5, I^6 , and I^8 are all crossing tiles since M has exactly six crossing tiles. Every

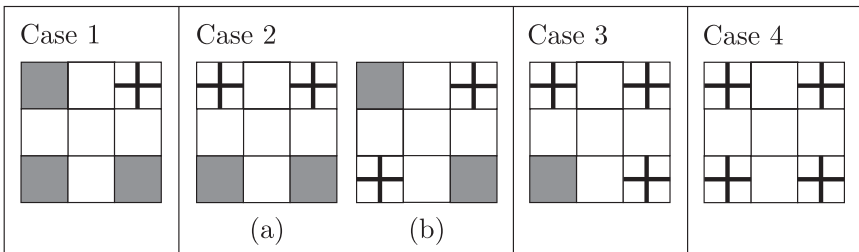


Figure 9. Four different cases for placing crossing tiles on the inner corner tiles for a 5×5 mosaic.




Figure 10. Case 1 results for 6_2 .

reduced projection of an alternating knot is alternating, and since M represents the alternating knot 6_3 , the crossings on M must alternate. A quick inspection shows that to suitably connect the inner tiles of M we would need to ensure that

- (i) I^1 , I^7 , and I^9 are not crossing tiles,
- (ii) the crossings are alternating, and
- (iii) there are no easily removed crossings.

However, this results in a mosaic that represents 6_2 , as seen in [Figure 10](#). Therefore, 6_3 cannot be constructed in this case.

Case 2: For the case when M has two corner inner tiles that are crossings, we require two subcases.

Case 2(a): Suppose that I^1 and I^3 are crossing tiles, while I^7 and I^9 are not. If I^2 is a crossing tile then [Observation 1.4](#) may be applied to the top inner row of M . Applying this observation will either change I^1 or I^3 to a noncrossing tile. Without loss of generalization, suppose that I^1 is changed. Notice that M now satisfies [Case 1](#), and from the previous analysis, M does not represent 6_3 . Therefore, we may assume that I^2 is not a crossing tile.

Since M has at least six crossing tiles, and I^2 , I^7 , and I^9 are not crossing tiles, the remaining 6 inner tiles must be crossing tiles. Then I^2 has four connection points. By [Observation 1.4](#), either I^1 or I^3 can be changed to a noncrossing tile. Again M falls into [Case 1](#) and does not represent 6_3 .

Case 2(b): Suppose that I^3 and I^7 are crossing tiles while I^1 and I^9 are not.

Claim 2.2. In [Case 2\(b\)](#), if M has six crossing tiles, then M cannot be 6_3 .

Proof of Claim. Assume to the contrary that M only has six crossing tiles. Then exactly one of $\{I^2, I^4, I^5, I^6, I^8\}$ is a noncrossing tile. Up to rotation and reflection, we only need to consider the following two situations:

- (i) I^3, I^4, I^5, I^6, I^7 and I^8 are the only crossing tiles.
- (ii) I^2, I^3, I^4, I^6, I^7 and I^8 are the only crossing tiles.

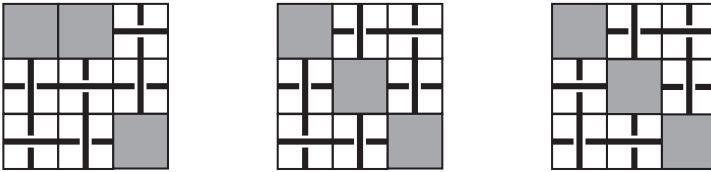


Figure 11. Possible configurations of six crossing tiles under [Case 2\(b\)](#).

There are two crossing arrangements up to mirror describing case (ii), as shown in the last two images in [Figure 11](#).

Since M has six crossings, the corner inner-tiles I^3 and I^7 cannot be changed from crossing tiles. With this in mind, suitably connecting the crossing tiles in [Figure 11](#) so that a knot (and not a 2-component link) is created leads to 6_2 or $3_1 \# 3_1$ (see [Figure 12](#)). This is a contradiction, proving our claim. \square

Claim 2.3. In [Case 2\(b\)](#), if M has seven crossing tiles, then M cannot be 6_3 .

Proof of Claim. If the crossing tiles are alternating, then M represents 7_4 , contradicting that M is 6_3 . So assume that M has seven crossings and is nonalternating.

Observe that if any of the pairs $\{I^2, I^3\}$, $\{I^3, I^6\}$, $\{I^4, I^7\}$, or $\{I^7, I^8\}$ are non-alternating, then a type II Reidemeister move is present, and M can be reduced to five crossings. However, this contradicts that M is 6_3 . So each pair $\{I^2, I^3\}$, $\{I^3, I^5\}$, $\{I^4, I^7\}$, and $\{I^7, I^8\}$ is alternating. Since M is nonalternating, at least one of the pairs $\{I^2, I^5\}$, $\{I^6, I^5\}$, $\{I^4, I^5\}$, or $\{I^5, I^8\}$ is nonalternating. Without loss of generality, assume $\{I^2, I^5\}$ creates a pair of nonalternating crossings. Then, up to ambient isotopy, M is 6_1 or 3_1 , as seen in [Figure 13](#). Therefore [Case 2\(b\)](#) does not result in 6_3 . \square

Case 3: Suppose that I^1, I^3 and I^9 are crossing tiles, and I^7 is not. Since M has at least six crossings, there must be at least three more crossing tiles on the board.

Observe that if either I^2 or I^6 are crossing tiles, then [Observation 1.4](#) may be applied to the top inner row or the right inner column, respectively. As a result of this, one of the crossings on I^1, I^3 , and I^9 can be changed to a noncrossing tile, leaving only two corner inner-tiles that are crossings. This reverts to [Case 2](#)




Figure 12. Knot mosaic configurations of 6_2 and $3_1 \# 3_1$.

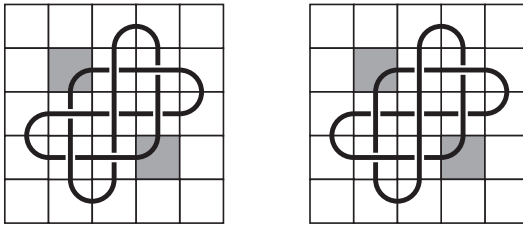


Figure 13. 6_1 and 3_1 , respectively.

showing that M would not represent 6_3 . Therefore, we may assume that neither I^2 nor I^6 are crossing tiles.

With I^2 and I^6 eliminated as crossing tiles, $I^1, I^3, I^4, I^5, I^8,$ and I^9 must all be crossing tiles. Then by [Observation 1.4](#), either I^3 or I^9 can be changed from a crossing tile to a noncrossing tile. This again reverts to [Case 2](#) showing that M would not represent 6_3 .

Case 4: Suppose that $I^1, I^3, I^7,$ and I^9 are crossing tiles. Note that at least one of the tiles in the set $\{I^2, I^4, I^6, I^8\}$ must be a crossing tile. This means [Observation 1.4](#) applies to some row or column of M , and M can be reduced to [Case 3](#). Hence M does not represent 6_3 .

By the above four cases, we see that the 6_3 cannot be placed on a 5×5 mosaic. Hence, by the figure for 6_3 in the [Appendix](#), we see that the mosaic number of 6_3 is six; that is $m(6_3) = 6$. □

We next consider the seven-crossing knots. As seen above, the knot 7_4 can be placed on a 5×5 mosaic board. We formalize this result in the following proposition as well as establish the mosaic number for the other seven-crossing knots.

Theorem 2.4. *The mosaic number of 7_4 is five; that is, $m(7_4) = 5$. Moreover, 7_4 is the only seven-crossing prime knot with mosaic number five; the remaining seven-crossing prime knots have mosaic number six.*

Proof. We have already seen via [Observation 1.4](#) that at most seven crossing tiles can be placed on a 5×5 board without reduction via a Reidemeister type I move. Moreover, since all seven-crossing knots are alternating, there is only one way to place seven alternating crossing tiles up to mirror, reflection, and rotation as depicted in [Figure 14](#). When this arrangement is suitably connected, the only knot resulting is 7_4 . Therefore $m(7_4) = 5$ and all other seven-crossing knots have mosaic number six as depicted in the [Appendix](#). □

Next we consider the eight-crossing knots. Let K be a knot of eight crossings. By the proof of [Theorem 2.1](#), we know that K cannot fit on a 5×5 mosaic board. This means $m(K) \geq 6$. Furthermore, there exists a knot mosaic of K on a 6×6 board (see the [Appendix](#)). This implies $m(K) = 6$.

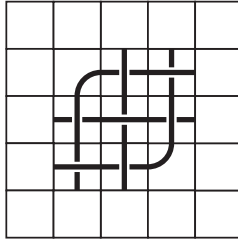


Figure 14. Seven alternating tiles on a 5×5 board.

Given the above arguments, we see that the mosaic number of the eight-crossing knots is greater than five. By the [Appendix](#) and use of KnotScape, we see that the mosaic number of all eight-crossing knots is six. We summarize our findings in [Table 1](#). For each knot K with at most eight crossings, the [Appendix](#) includes a mosaic of size $m(K)$ representing K .

In [Table 1](#), the superscript symbols denote the following properties of the mosaic number:

- † Obvious;
- ‡ from [Observation 1.2](#), we have $m(K) \geq 5$;
- ‡ by [Theorem 2.1](#); and
- ‡ by [Theorem 2.4](#).

K	$m(K)$
0_1	2^\dagger
3_1	4^\dagger
4_1	5^\ddagger
5_1	5^\dagger
5_2	5^\dagger
6_1	5^\dagger

K	$m(K)$
6_2	5^\dagger
6_3	6^\ddagger
7_1	6^\ddagger
7_2	6^\ddagger
7_3	6^\ddagger
7_4	5^\ddagger

K	$m(K)$
7_5	6^\ddagger
7_6	6^\ddagger
7_7	6^\ddagger
8_1	6
8_2	6
8_3	6

K	$m(K)$
8_4	6
8_5	6
8_6	6
8_7	6
8_8	6
8_9	6

K	$m(K)$
8_{10}	6
8_{11}	6
8_{12}	6
8_{13}	6
8_{14}	6
8_{15}	6

K	$m(K)$
8_{16}	6
8_{17}	6
8_{18}	6
8_{19}	6
8_{20}	6
8_{21}	6

Table 1. Mosaic number of knots with up to eight-crossing.

3. Further work

We conclude with a number of open questions that would make good projects for undergraduate research. To begin, often in mathematics when something is proved for the first time, the proof may not be very elegant. For example, Newton’s “proofs” of various facts in calculus look much different than the proofs you would find in a typical calculus book today. Although [Theorem 2.1](#) proved $m(6_3) = 6$, could the proof be shortened?

Question 3.1. Is there a more direct proof of $m(6_3) = 6$?

It is often interesting to see how various knot invariants compare. For example, in 2009, Ludwig, Paat, and Shapiro showed that the mosaic number and crossing number of a knot can be related in the following way:

$$\lceil \sqrt{c(k)} \rceil + 3 \leq m(k).$$

Moreover, Lee et al. [\[2014\]](#) showed

$$m(K) \leq c(k) + 1.$$

Question 3.2. Do tighter upper or lower bounds exist on the mosaic number of a knot using the crossing number of the knot?

Ludwig, Evans, and Paat [\[Ludwig et al. 2013\]](#) created an infinite family of knots whose mosaic number is realized when the crossing number is not. We have seen that 6_1 is such a knot. The mosaic number for 6_1 is five, but in that projection, the number of crossing tiles is seven. To realize the crossing number for 6_1 it has to be projected on a 6×6 mosaic board. In general, Ludwig et al. created a family of knots whose mosaic number was realized on an $n \times n$ mosaic board with n odd, $n \geq 5$ and whose crossing number was realized on an $(n + 1) \times (n + 1)$ mosaic board.

Question 3.3. Does there exist an infinite family of knots with mosaic number $n \times n$ whose crossing number is realized on an $(n + k) \times (n + k)$ for each $k \geq 2$?

While working with undergraduates, Adams et al. [\[1997\]](#) proved the surprising fact that the composition of n trefoils has stick number exactly $2n + 4$. Is there a similar result for knot mosaics?

Question 3.4. What is the mosaic number of the composition of n trefoil knots?

We have briefly touched on mosaic Reidemeister moves. It is often the case that to make these moves, one has to add a certain number of rows and columns to the mosaic board to provide enough room for the moves to occur (see Kuriya and Shehab [\[2014\]](#) for example). Is such an expansion always necessary?

Question 3.5. Let M_1 and M_2 be n -mosaics that represent the same knot. Is there a set of mosaic Reidemeister moves from M_1 to M_2 on a mosaic board of size $n \times n$?

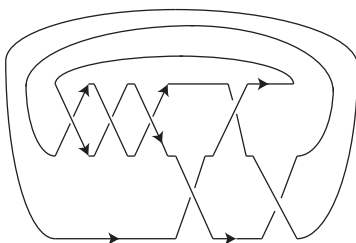


Figure 15. A braid representation of the knot 5_2 .

Another well-studied area of knot theory is braid diagrams. J. W. Alexander [1923] proved that every knot or link has a closed braid representation. From Figure 15, we see that braids appear “rectangular” in nature, which leads to the next question.

Question 3.6. If we allow mosaics to be rectangular, what is the smallest rectangular board on which we can place a knot?

Definition 3.7. Let $t(K)$ denote the tile number of a knot K , the fewest non- T_0 tiles needed to construct a given knot.

Question 3.8. What is the tile number of the knots of 10 or fewer crossings?

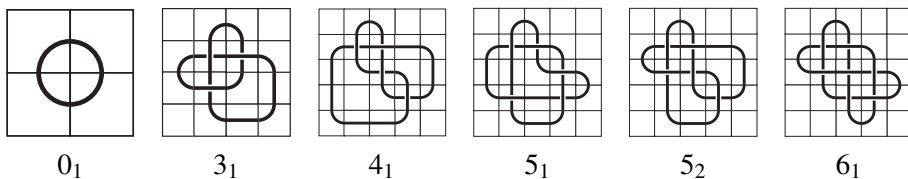
Question 3.9. Is there an infinite family of knots whose tile number can be determined?

Lastly, it should be noted that in the Appendix, the knots 8_3 , 8_6 , 8_9 , and 8_{11} are depicted with nine or more crossing tiles. Therefore, the crossing numbers of these knots are not realized in this representation.

Question 3.10. Does there exist a representation of 8_3 (respectively 8_6 , 8_9 , or 8_{11}) on a 6×6 board with only eight crossing tiles?

These are just a few of the questions about knot mosaics that one can consider. For those interested in studying knot mosaics using a tangible manipulative, visit Thingiverse.com to 3D print your very own knot mosaics!

Appendix: Knots on 5×5 mosaic boards



0_1

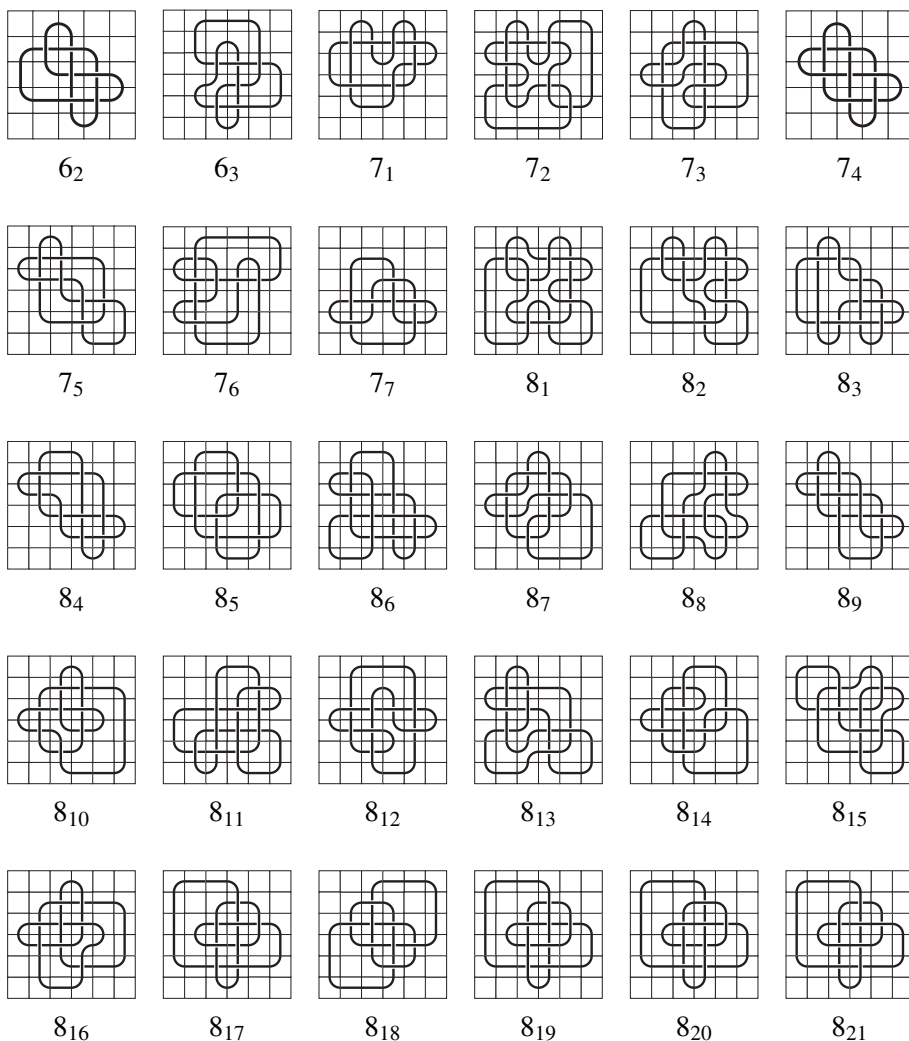
3_1

4_1

5_1

5_2

6_1



References

- [Adams 2004] C. C. Adams, *The knot book: an elementary introduction to the mathematical theory of knots*, American Mathematical Society, Providence, RI, 2004. [MR](#) [Zbl](#)
- [Adams et al. 1997] C. C. Adams, B. M. Brennan, D. L. Greilsheimer, and A. K. Woo, “Stick numbers and composition of knots and links”, *J. Knot Theory Ramifications* **6**:2 (1997), 149–161. [MR](#) [Zbl](#)
- [Alexander 1923] J. W. Alexander, “A lemma on systems of knotted curves”, *Proc. Natl. Acad. Sci. USA* **9**:3 (1923), 93–95. [JFM](#)
- [Hong et al. 2014] K. Hong, H. Lee, H. J. Lee, and S. Oh, “Small knot mosaics and partition matrices”, *J. Phys. A* **47**:43 (2014), art. id. 435201, 13 pp. [MR](#) [Zbl](#)
- [Hoste and Thistlethwaite 1999] J. Hoste and M. Thistlethwaite, “Knotscape”, software package, 1999, available at <http://www.math.utk.edu/~morwen/knotscape.html>.

- [Kuriya and Shehab 2014] T. Kuriya and O. Shehab, “The Lomonaco–Kauffman conjecture”, *J. Knot Theory Ramifications* **23**:1 (2014), art. id. 1450003, 20 pp. [MR](#) [Zbl](#)
- [Lee et al. 2014] H. J. Lee, K. Hong, H. Lee, and S. Oh, “Mosaic number of knots”, *J. Knot Theory Ramifications* **23**:13 (2014), art. id. 1450069, 8 pp. [MR](#) [Zbl](#)
- [Lomonaco and Kauffman 2008] S. J. Lomonaco and L. H. Kauffman, “Quantum knots and mosaics”, *Quantum Inf. Process.* **7**:2-3 (2008), 85–115. [MR](#) [Zbl](#)
- [Ludwig et al. 2013] L. D. Ludwig, E. L. Evans, and J. S. Paat, “An infinite family of knots whose mosaic number is realized in non-reduced projections”, *J. Knot Theory Ramifications* **22**:7 (2013), art. id. 1350036, 11 pp. [MR](#) [Zbl](#)
- [Reidemeister 1927] K. Reidemeister, “Elementare Begründung der Knotentheorie”, *Abh. Math. Sem. Univ. Hamburg* **5**:1 (1927), 24–32. [MR](#) [Zbl](#)

Received: 2015-10-14

Revised: 2016-10-21

Accepted: 2016-11-02

hjwith@dgist.ac.kr

School of Undergraduate Studies, College of Transdisciplinary Studies, Daegu Gyeongbuk Institute of Science and Technology, Daegu 42988, South Korea

ludwigl@denison.edu

Department of Mathematics and Computer Science, Denison University, 100 West College, Granville, OH 43023, United States

jpaat1@jhu.edu

Department of Applied Mathematics and Statistics, Johns Hopkins, 211-E Whitehead Hall, 3400 N. Charles St., Baltimore, MD 21218-2682, United States

peiffe_a1@denison.edu

Department of Math and Computer Science, Denison University, Granville, OH 43020, United States

Current address:

Program in Chemical Biology, University of Michigan, 930 N University Ave., Ann Arbor, MI 48109, United States

INVOLVE YOUR STUDENTS IN RESEARCH

Involve showcases and encourages high-quality mathematical research involving students from all academic levels. The editorial board consists of mathematical scientists committed to nurturing student participation in research. Bridging the gap between the extremes of purely undergraduate research journals and mainstream research journals, *Involve* provides a venue to mathematicians wishing to encourage the creative involvement of students.

MANAGING EDITOR

Kenneth S. Berenhaut Wake Forest University, USA

BOARD OF EDITORS

Colin Adams	Williams College, USA	Suzanne Lenhart	University of Tennessee, USA
John V. Baxley	Wake Forest University, NC, USA	Chi-Kwong Li	College of William and Mary, USA
Arthur T. Benjamin	Harvey Mudd College, USA	Robert B. Lund	Clemson University, USA
Martin Bohner	Missouri U of Science and Technology, USA	Gaven J. Martin	Massey University, New Zealand
Nigel Boston	University of Wisconsin, USA	Mary Meyer	Colorado State University, USA
Amarjit S. Budhiraja	U of North Carolina, Chapel Hill, USA	Emil Minchev	Ruse, Bulgaria
Pietro Cerone	La Trobe University, Australia	Frank Morgan	Williams College, USA
Scott Chapman	Sam Houston State University, USA	Mohammad Sal Moslehian	Ferdowsi University of Mashhad, Iran
Joshua N. Cooper	University of South Carolina, USA	Zuhair Nashed	University of Central Florida, USA
Jem N. Corcoran	University of Colorado, USA	Ken Ono	Emory University, USA
Toka Diagana	Howard University, USA	Timothy E. O'Brien	Loyola University Chicago, USA
Michael Dorff	Brigham Young University, USA	Joseph O'Rourke	Smith College, USA
Sever S. Dragomir	Victoria University, Australia	Yuval Peres	Microsoft Research, USA
Behrouz Emamizadeh	The Petroleum Institute, UAE	Y.-F. S. Pétermann	Université de Genève, Switzerland
Joel Foisy	SUNY Potsdam, USA	Robert J. Plemmons	Wake Forest University, USA
Erin W. Fulp	Wake Forest University, USA	Carl B. Pomerance	Dartmouth College, USA
Joseph Gallian	University of Minnesota Duluth, USA	Vadim Ponomarenko	San Diego State University, USA
Stephan R. Garcia	Pomona College, USA	Bjorn Poonen	UC Berkeley, USA
Anant Godbole	East Tennessee State University, USA	James Propp	U Mass Lowell, USA
Ron Gould	Emory University, USA	József H. Przytycki	George Washington University, USA
Andrew Granville	Université Montréal, Canada	Richard Rebarber	University of Nebraska, USA
Jerrold Griggs	University of South Carolina, USA	Robert W. Robinson	University of Georgia, USA
Sat Gupta	U of North Carolina, Greensboro, USA	Filip Saidak	U of North Carolina, Greensboro, USA
Jim Haglund	University of Pennsylvania, USA	James A. Sellers	Penn State University, USA
Johnny Henderson	Baylor University, USA	Andrew J. Sterge	Honorary Editor
Jim Hoste	Pitzer College, USA	Ann Trenk	Wellesley College, USA
Natalia Hritonenko	Prairie View A&M University, USA	Ravi Vakil	Stanford University, USA
Glenn H. Hurlbert	Arizona State University, USA	Antonia Vecchio	Consiglio Nazionale delle Ricerche, Italy
Charles R. Johnson	College of William and Mary, USA	Ram U. Verma	University of Toledo, USA
K. B. Kulasekera	Clemson University, USA	John C. Wierman	Johns Hopkins University, USA
Gerry Ladas	University of Rhode Island, USA	Michael E. Zieve	University of Michigan, USA

PRODUCTION

Silvio Levy, Scientific Editor


Cover: Alex Scorpan

See inside back cover or msp.org/involve for submission instructions. The subscription price for 2018 is US \$190/year for the electronic version, and \$250/year (+\$35, if shipping outside the US) for print and electronic. Subscriptions, requests for back issues and changes of subscriber address should be sent to MSP.

Involve (ISSN 1944-4184 electronic, 1944-4176 printed) at Mathematical Sciences Publishers, 798 Evans Hall #3840, c/o University of California, Berkeley, CA 94720-3840, is published continuously online. Periodical rate postage paid at Berkeley, CA 94704, and additional mailing offices.

Involve peer review and production are managed by EditFLOW® from Mathematical Sciences Publishers.

PUBLISHED BY

 **mathematical sciences publishers**
nonprofit scientific publishing

<http://msp.org/>

© 2018 Mathematical Sciences Publishers

involve

2018

vol. 11

no. 1

On halving-edges graphs	1
TANYA KHOVANOVA AND DAI YANG	
Knot mosaic tabulation	13
HWA JEONG LEE, LEWIS D. LUDWIG, JOSEPH PAAT AND AMANDA PEIFFER	
Extending hypothesis testing with persistent homology to three or more groups	27
CHRISTOPHER CERICOLA, INGA JOHNSON, JOSHUA KIERS, MITCHELL KROCK, JORDAN PURDY AND JOHANNA TORRENCE	
Merging peg solitaire on graphs	53
JOHN ENGBERS AND RYAN WEBER	
Labeling crossed prisms with a condition at distance two	67
MATTHEW BEAUDOUIN-LAFON, SERENA CHEN, NATHANIEL KARST, JESSICA OHRLEIN AND DENISE SAKAI TROXELL	
Normal forms of endomorphism-valued power series	81
CHRISTOPHER KEANE AND SZILÁRD SZABÓ	
Continuous dependence and differentiating solutions of a second order boundary value problem with average value condition	95
JEFFREY W. LYONS, SAMANTHA A. MAJOR AND KAITLYN B. SEABROOK	
On uniform large-scale volume growth for the Carnot–Carathéodory metric on unbounded model hypersurfaces in \mathbb{C}^2	103
ETHAN DLUGIE AND AARON PETERSON	
Variations of the Greenberg unrelated question binary model	119
DAVID P. SUAREZ AND SAT GUPTA	
Generalized exponential sums and the power of computers	127
FRANCIS N. CASTRO, OSCAR E. GONZÁLEZ AND LUIS A. MEDINA	
Coincidences among skew stable and dual stable Grothendieck polynomials	143
ETHAN ALWASE, SHULI CHEN, ALEXANDER CLIFTON, REBECCA PATRIAS, ROHIL PRASAD, MADELINE SHINNERS AND ALBERT ZHENG	
A probabilistic heuristic for counting components of functional graphs of polynomials over finite fields	169
ELISA BELLAH, DEREK GARTON, ERIN TANNENBAUM AND NOAH WALTON	