

# involve

a journal of mathematics

## Multicast triangular semilattice network

Angelina Grosso, Felice Manganiello, Shiwani Varal and Emily Zhu





# Multicast triangular semilattice network

Angelina Grosso, Felice Manganiello, Shiwani Varal and Emily Zhu

(Communicated by Nigel Boston)

We investigate the structure of the code graph of a multicast network that has a characteristic shape of an inverted equilateral triangle. We provide a criterion that determines the validity of a receiver placement within the code graph, present invariance properties of the determinants corresponding to receiver placements under symmetries, and provide a complete study of these networks' receivers and required field sizes up to a network of four sources. We also improve on various definitions related to code graphs.

## 1. Introduction

A communication network is a collection of directed links connecting transmitters, switches, and receivers, whose underlying structure can be mathematically represented by a directed graph  $\mathcal{G} = (\mathcal{V}, \mathcal{E})$  as introduced in [Ahlswede et al. 2000]. Koetter and Médard [2003] studied the network code design as an algebraic problem that depends on the structure of the underlying graph. They made a connection between a given network information flow problem and an algebraic variety over the closure of a finite field.

In particular, a multicast network is an error-free network with unit-capacity channels represented by a directed acyclic graph and with the communication requirement that every receiver demands the message sent by every source. Treating the messages as elements of some large enough finite field  $\mathbb{F}_q$ , it is known that linear network coding suffices to transmit the maximal number of messages.

Code graphs condense the information in a choice of edge-disjoint paths of a multicast network based on the coding points, i.e., edges which are “bottlenecks” where messages are combined in linear network coding. Under this framework, linear network coding is reduced to assigning vectors to vertices in the code graph with independence conditions based on receivers. The triangular semilattice networks are then a family of code graphs embedded in the integer lattice restricted to

---

*MSC2010:* primary 68P30, 68R10; secondary 11T06.

*Keywords:* multicast network, triangular semilattice, determinantal condition, finite field, multivariate polynomial, linear network coding, multicast communication, code graph.

nonnegative coordinates of some maximum 1-norm with edges between adjacent lattice points directed towards the origin.

This paper is organized as follows. In Section 2, we refer briefly to and improve upon coding points, code graphs, and  $\mathbb{F}_q$ -labelings of code graphs; these are discussed in detail in [Anderson et al. 2017]. We then present a result with regards to determinants in the  $\mathbb{F}_q$ -labeling. In Section 3, we introduce a type of code graph called the triangular semilattice network. We discuss receiver placements and invariance of the minors corresponding to receiver placements under symmetries. From this general study, we shift to a complete study of triangular semilattice networks with up to four sources in Section 4.

## 2. Coding points and code graphs

In this work, we represent a multicast network by a directed acyclic graph  $\mathcal{G} = (\mathcal{V}, \mathcal{E})$  with a set  $\mathcal{S} \subset \mathcal{V}$  of sources, i.e., vertices without incoming edges, and a set  $\mathcal{R} \subset \mathcal{V}$  of receivers, i.e., vertices without outgoing edges. Each directed edge is a unit capacity noise-free communication channel over a finite field  $\mathbb{F}_q$ . We further assume that the edge mincut between each source and each receiver is at least 1 and the overall mincut between the set of sources and each receiver is at least the number of sources. Together with the assumption of coordination at source level and with the requirement that every receiver  $R \in \mathcal{R}$  gets the message from every source  $S \in \mathcal{S}$ , the network is equivalent to a multicast network as defined in [Ahlsweide et al. 2000].

If  $\mathcal{R}$  consists of a single receiver, the communication requirement is satisfied by a routing solution if and only if  $|\mathcal{S}| \leq \text{mincut}(\mathcal{S}, R)$  as a result of Menger's theorem, which states that the edge mincut  $(\mathcal{S}, R)$  is equal to the maximum number of edge-disjoint paths between the source set  $\mathcal{S}$  and the receiver  $R$  [Anderson et al. 2017]. In the case of multiple receivers where  $|\mathcal{S}| \leq \min_{R \in \mathcal{R}} \text{mincut}(\mathcal{S}, R)$ , Ahlsweide et al. [2000] first showed that a network coding solution exists; later it was found that a linear network coding solution over a finite field  $\mathbb{F}_q$  exists when  $q$  is sufficiently large [Li et al. 2003]; in particular,  $q \geq |\mathcal{R}|$  was found to be sufficient [Jaggi et al. 2005]. Interested readers may also refer to [Médard and Sprintson 2011] for a complete algebraic proof showing that  $q > |\mathcal{R}|$  is sufficient.

To condense the information about these receiver requirements, we consider the corresponding code graph of a multicast network. Anderson et al. [2017] explain coding points of a network as the bottlenecks of the network where the linear combinations occur. More formally:

**Definition 2.1.** Let  $\mathcal{G}$  be the underlying directed acyclic graph of a multicast network and for each  $R \in \mathcal{R}$  let  $\mathcal{P}_R = \{P_{S,R} \mid S \in \mathcal{S}\}$  be a set of edge-disjoint paths, where  $P_{S,R}$  denotes a path from  $S$  to  $R$ . A coding point of  $\mathcal{G}$  is an edge  $e = (v, v') \in \mathcal{E}$  such that:

- There are distinct sources  $S, S' \in \mathcal{S}$  and distinct receivers  $R, R' \in \mathcal{R}$  such that  $e$  appears in both  $P_{S,R} \in \mathcal{P}_R$  and  $P_{S',R'} \in \mathcal{P}_{R'}$ .
- The parents of  $v$  in  $P_{S,R}$  and  $P_{S',R'}$  are distinct.

**Definition 2.2.** A coding-direct path in  $\mathcal{G}$  from  $v_1 \in \mathcal{V}$  to  $v_2 \in \mathcal{V}$  is a path from  $v_1$  to  $v_2$  that does not pass through any coding point in  $\mathcal{G}$ , except possibly in the first edge.

Note that coding points are dependent on the choices of edge-disjoint paths to each receiver. With  $\mathcal{G} = (\mathcal{V}, \mathcal{E}, \mathcal{S}, \mathcal{R}, \{\mathcal{P}_R \mid R \in \mathcal{R}\})$  we denote a multicast network with chosen sets of edge-disjoint paths from the sources to each receiver. For a given multicast network, Anderson et al. [2017] define the code graph as a directed graph with labeled vertices that preserves the essential information of the network:

**Definition 2.3.** Let  $\mathcal{G} = (\mathcal{V}, \mathcal{E}, \mathcal{S}, \mathcal{R}, \{\mathcal{P}_R \mid R \in \mathcal{R}\})$  be a multicast network and let  $\mathcal{Q}$  be its set of coding points. Let the code graph  $\Gamma = \Gamma(\mathcal{G})$  be the vertex-labeled directed acyclic graph constructed as follows:

- The vertex set of  $\Gamma$  is  $\mathcal{S} \cup \mathcal{Q}$ . Given a vertex  $v$  of  $\Gamma$ , the corresponding source or coding point in  $\mathcal{G}$  is called the  $\mathcal{G}$ -object of  $v$ .
- The edge set of  $\Gamma$  is the set of all ordered pairs of vertices of  $\Gamma$  such that there is a coding-direct path in  $\mathcal{G}$  between the corresponding  $\mathcal{G}$ -objects.
- Each vertex  $v$  of  $\Gamma$  is labeled with a subset  $L_v \subseteq \mathcal{R}$ . A receiver  $R \in \mathcal{R}$  is in  $L_v$  if and only if there is a coding-direct path in  $\mathcal{G}$  from the  $\mathcal{G}$ -object of  $v$  to  $R$ .

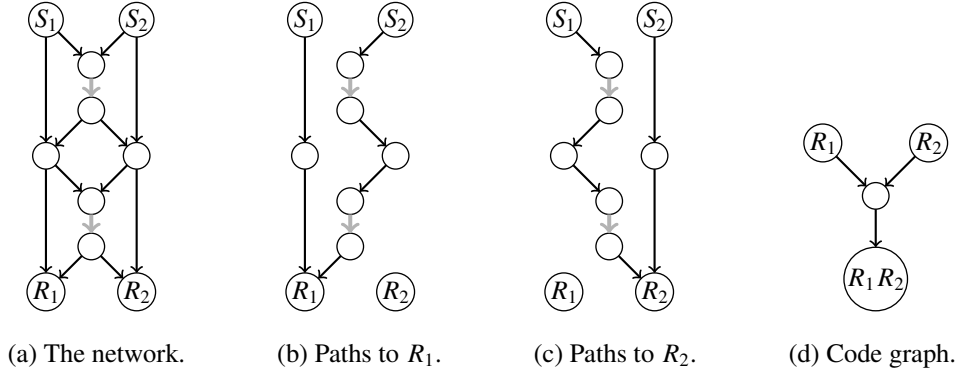
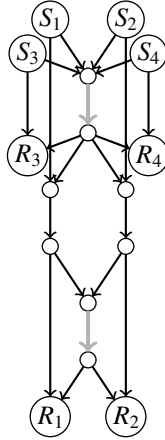
In general, Anderson et al. [2017] present the following proposition that attempts to outline the properties of a code graph:

**Proposition 2.4.** *For any code graph  $\Gamma = \Gamma(\mathcal{G})$ , we have that:*

- $\Gamma$  is an acyclic graph.
- Every vertex in  $\Gamma$  either has in-degree 0, in which case its  $\mathcal{G}$ -object is a source, or it has in-degree at least 2, in which case its  $\mathcal{G}$ -object is a coding point.
- For each  $R \in \mathcal{R}$ , the set of vertices  $V_R = \{v \in V \mid R \in L_v\}$  has cardinality  $|\mathcal{S}|$ , and there are  $|\mathcal{S}|$  vertex-disjoint paths from the sources to this set corresponding to the original  $|\mathcal{S}|$  edge-disjoint paths.

The networks we consider in this work will satisfy these properties. Nonetheless, the condition on the in-degree of a coding point seems to require additional constraints. In Figure 1, the code graph construction only produces one edge to the bottom coding point.

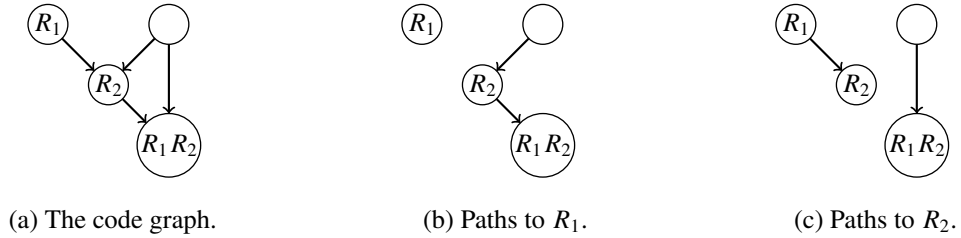
Figure 2 represents a slight modification of this construction and shows that taking a set of paths with the minimum number of coding points is insufficient to guarantee that the in-degree of every coding point is at least 2. For simplicity, edges between sources and receivers are omitted.

**Figure 1.** Convoluted choice of paths.**Figure 2.** Bottom coding point has in-degree 1 when taking paths analogous to the above.

Anderson et al. [2017] also provide a criterion to determine when a labeled network is a code graph:

**Proposition 2.5.** *Let  $\Gamma = (V, E)$  be a vertex-labeled, directed acyclic graph where each vertex  $v$  is labeled with a finite set  $L_v$ . Let  $S := \{v \in V \mid v \text{ has in-degree } 0\}$ ,  $\mathcal{Q} := V \setminus S$ , and  $\mathcal{R} = \bigcup_{v \in V} L_v$ . Suppose:*

- *The in-degree of every vertex in  $\mathcal{Q}$  is at least 2.*
- *For each  $R \in \mathcal{R}$ , the set  $V_R = \{v \in V : R \in L_v\}$  has  $|S|$  vertices.*
- *For each  $R \in \mathcal{R}$  there is a set  $\Pi_R = \{\pi_{S,R} \mid S \in S\}$  of vertex-disjoint paths where every vertex and edge of  $\Gamma$  is contained in some  $\pi_{S,R}$ .*



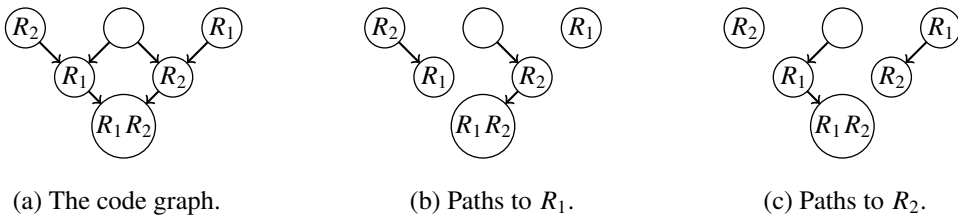
**Figure 3.** Insufficiency of modification of Proposition 2.5.

Then  $\Gamma$  is the code graph for a reduced multicast network whose sources, coding points, and receivers are in one-to-one correspondence with the elements of  $\mathcal{S}$ ,  $\mathcal{Q}$ , and  $\mathcal{R}$ , respectively.

In Figure 3, we find that the condition that a single choice of vertex-disjoint paths using all edges and vertices may be insufficient to guarantee that a graph is a code graph of some multicast network. In this case, the bottom node cannot act as a coding point as the two paths to it originate from the same source. One can note that the edge between the coding points can be avoided completely when instead taking the path directly from the second source to the bottom coding point as the path to  $R_1$ .

Note that it is still insufficient to require that all choices of vertex-disjoint paths  $\{\Pi_R\}_{R \in \mathcal{R}}$  use all edges/vertices. Consider Figure 4 below, which has only the shown vertex-disjoint paths but for which the bottom vertex cannot be a coding point. Further in this paper, we will require various receiver placements which will ensure that the formed labeled directed acyclic graphs are code graphs.

There exists extensive literature, e.g., [Koetter and Médard 2003; Médard and Sprintson 2011; Sun et al. 2015], that follows the approach of assigning edge transfer coefficients or vertex transfer matrices directly to the multicast network. Fragouli and Soljanin [2006] introduced (as coding vectors) and Anderson et al. [2017] expanded on the concept of  $\mathbb{F}_q$ -labelings of code graphs, which allow us to focus on the linear dependence and independence conditions of a single matrix.



**Figure 4.** Only one choice of paths (but not a code graph).

**Definition 2.6.** Let  $\mathcal{G} = (\mathcal{V}, \mathcal{E}, \mathcal{S}, \mathcal{R}, \{\mathcal{P}_R \mid R \in \mathcal{R}\})$  be a multicast network and  $\Gamma = (V, E)$  be its corresponding code graph. Each  $v \in V$  is labeled with a set of receivers  $L_v \subseteq \mathcal{R}$ . Let  $V_R = \{v \in V \mid R \in L_v\}$ . An  $\mathbb{F}_q$ -labeling of  $\Gamma$  is an assignment of elements of  $\mathbb{F}_q^{|\mathcal{S}|}$  to the vertices of  $\Gamma$  satisfying:

- The vectors assigned to the source nodes of the code graph are linearly independent and without loss of generality they can be chosen to be the standard basis.
- The vectors assigned to vertices labeled with a common receiver are linearly independent.
- The vector assigned to a coding point  $Q \in V$  is in the span of vectors assigned to the tails of the directed edges terminating at  $Q$ .

We call the  $|\mathcal{S}| \times |V|$  matrix consisting of the vectors of the  $\mathbb{F}_q$ -labeling, an  $\mathbb{F}_q$ -labeling matrix of  $\Gamma$ .

Anderson et al. [2017] note that the capacity of  $\mathcal{G}$  is achievable over  $\mathbb{F}_q$  if and only if there exists an  $\mathbb{F}_q$ -labeling of  $\Gamma$ . With this, it suffices to examine properties of code graphs as opposed to complete networks. In this paper, we study the solvability of a multicast network over various finite fields upon the addition of receiver placements.

**Definition 2.7.** Let  $\mathcal{G} = (\mathcal{V}, \mathcal{E}, \mathcal{S}, \mathcal{R}, \{\mathcal{P}_R \mid R \in \mathcal{R}\})$  be a multicast network and  $\Gamma = (V, E)$  be its corresponding code graph and  $R \in \mathcal{R}$ . We call the set  $V_R = \{v \in V \mid R \in L_v\}$  a receiver placement of  $R$  and a vertex  $v \in V_R$  a label of  $R$  or more generally, a receiver label. The determinant of a receiver placement of  $R$  is the maximal minor of the  $\mathbb{F}_q$ -labeling matrix of  $\Gamma$  with columns corresponding to its labels.

Since a set of vectors forming a square matrix is linearly independent if and only if the matrix's determinant is nonzero, we examine the structure of the determinants of receiver placements. In particular, to assist in determining if such an  $\mathbb{F}_q$ -labeling matrix exists, we will consider the matrix over  $\mathbb{F}_q[\alpha_{(u,v)} : (u,v) \in E]$  formed by assigning the standard basis to the sources and variable linear combinations of the parents' vectors; i.e., if  $N_u$  is the vector in the  $\mathbb{F}_q$ -labeling matrix corresponding to a vertex  $u \in V$ , for some  $v \in \mathcal{Q}$ , we would consider the vector  $\sum_{u:(u,v) \in E} \alpha_{(u,v)} \cdot N_u$ .

**Definition 2.8.** Let  $\mathcal{S} = \{S_1, \dots, S_n\}$  and  $V_R$  be a receiver placement, i.e.,  $V_R = \{R^{(1)}, \dots, R^{(n)}\} \subset V$ . We introduce the following notation:

- $\pi_{i,j}$  denotes a path from  $S_i$  to  $R^{(j)}$ .
- $\Pi_{R,\sigma} = \{\pi_{i,\sigma(i)} \mid i \in [n]\}$  for some  $\sigma \in S_n$ , where  $[n] = \{i\}_{i=1}^n$  and  $S_n$  is the symmetric group of degree  $n$ , is a set of paths matching the sources to the receiver-labeled vertices



- $\Psi_R = \{\Pi_{R,\sigma}^{(j)} \mid \sigma \in \mathcal{S}_n, j \in [m_\sigma]\}$ , where  $m_\sigma$  is the number of paths, possibly 0, for this given matching of sources to receiver-labeled vertices, consists of all sets of paths from the sources to the receiver-labeled vertices.
- $\Phi_R = \{\Pi_{R,\sigma} = \Pi_{R,\sigma}^{(j)} \in \Psi_R \mid j \in [m_\sigma], \pi_{i,\sigma(i)} \text{ are vertex-disjoint}\}$  consists of all sets of vertex-disjoint paths from the sources to the receiver-labeled vertices.

Note that the  $\sigma$  corresponding to  $\Pi_{R,\sigma}$  is well-defined and unique as we have  $n$  sources and  $n$  labels, but for a given  $\sigma$ , the set  $\Pi_{R,\sigma}$  is not necessarily unique — it may not even exist. In a slight abuse of notation, we will also write  $(u, v) \in \Pi_{R,\sigma}$  to denote that  $(u, v) \in \pi_{i,\sigma(i)}$  for some  $\pi_{i,\sigma(i)} \in \Pi_{R,\sigma}$ .

**Proposition 2.9.** *Let  $S_1, \dots, S_n$  denote the sources in a code graph with the  $\mathbb{F}_q$ -labeling matrix denoted by  $N$ . Given a receiver placement of  $R$ , i.e.,  $V_R = \{R^{(1)}, \dots, R^{(n)}\}$ , we have*

$$\det(N_R) = \sum_{\Pi_{R,\sigma} \in \Phi_R} \text{sign}(\sigma) \prod_{(u,v) \in \Pi_{R,\sigma}} \alpha_{(u,v)} \in \mathbb{F}_q[\alpha_{(u,v)} : (u,v) \in E],$$

where  $N_R$  is the submatrix of  $N$  corresponding to  $R^{(1)}, \dots, R^{(n)}$  and  $\alpha_{(u,v)}$  is the transfer coefficient, also called channel gain, corresponding to the edge  $(u, v)$  and  $\mathbb{F}_q[\alpha_{(u,v)} : (u, v) \in E]$  is the multivariate polynomial ring where variables correspond to the transfer coefficients.

This proposition says that the minor corresponding to a receiver placement in an  $\mathbb{F}_q$ -labeling matrix can be calculated by the sum over the sets of vertex-disjoint paths to the receiver-labeled vertices of the product of the transfer coefficients corresponding to the edges in any of those paths. In other words, sets including vertex-intersecting paths do not affect the minor.

We first show the following property about the set  $\Psi_R \setminus \Phi_R$  of sets of paths with vertex-intersecting paths.

**Lemma 2.10.** *There is a matching of  $\Psi_R \setminus \Phi_R$  without fixed points, meaning a bijective map  $\mu : \Psi_R \setminus \Phi_R \rightarrow \Psi_R \setminus \Phi_R$  with  $\mu \circ \mu = \text{id}$  and  $\mu(\Pi_{R,\sigma}) \neq \Pi_{R,\sigma}$  for all  $\Pi_{R,\sigma} \in \Psi_R \setminus \Phi_R$  such that for  $\mu(\Pi_{R,\sigma}) = \Pi'_{R,\sigma'}$*

$$\text{sign}(\sigma) = -\text{sign}(\sigma') \quad \text{and} \quad \prod_{(u,v) \in \Pi_{R,\sigma}} \alpha_{(u,v)} = \prod_{(u,v) \in \mu(\Pi_{R,\sigma})} \alpha_{(u,v)}.$$

*Proof.* Let  $\Pi_{R,\sigma} \in \Psi_R \setminus \Phi_R$  be arbitrary and let sources  $S_i, S_j$  be the minimum  $(i, j)$  (under lexicographic ordering) such that  $\pi_{i,\sigma(i)}$  and  $\pi_{j,\sigma(j)}$  intersect at some vertex. Let  $x$  be the first vertex at which these paths intersect. Furthermore, let  $\pi_{l,x} \subseteq \pi_{l,\sigma(l)}$  denote the subset of the path  $\pi_{l,\sigma(l)}$  going from  $S_l$  to  $x$  and  $\pi_{x,\sigma(l)} \subseteq \pi_{l,\sigma(l)}$  denote the subset of the path  $\pi_{l,\sigma(l)}$  going from  $x$  to  $R^{(\sigma(l))}$  for  $l = i, j$ .

We define  $\mu(\Pi_{R,\sigma}) = \{\pi'_{k,\sigma'(k)} : k \in [n]\}$ , where

$$\sigma'(k) = \begin{cases} \sigma(k) & \text{if } k \neq i, j, \\ \sigma(j) & \text{if } k = i, \\ \sigma(i) & \text{if } k = j \end{cases} \quad \text{and} \quad \pi'_{k,\sigma'(k)} = \begin{cases} \pi_{k,\sigma(k)} & \text{if } k \neq i, j, \\ \pi_{i,x} \cup \pi_{x,\sigma(j)} & \text{if } k = i, \\ \pi_{j,x} \cup \pi_{x,\sigma(i)} & \text{if } k = j. \end{cases}$$

Note that this  $\mu$  satisfies the desired properties:

- Clearly there is no  $\mu(\Pi_{R,\sigma}) = \Pi_{R,\sigma}$  since necessarily distinct portions of the paths from two sources are swapped to get  $\mu(\Pi_{R,\sigma})$ .
- $\mu \circ \mu(\Pi_{R,\sigma}) = \Pi_{R,\sigma}$  as the minimum  $(i, j)$  and first vertex of intersection are the same for  $\Pi_{R,\sigma}$  and  $\mu(\Pi_{R,\sigma})$ , so applying  $\mu$  again simply swaps the swapped portion back to the original paths, returning  $\mu(\mu(\Pi_{R,\sigma}))$  to  $\Pi_{R,\sigma}$ .
- This is bijective since by the above,  $\mu$  is its own inverse.
- We have that  $\text{sign}(\sigma) = -\text{sign}(\sigma')$  as  $\sigma' = \tau_{i,j} \circ \sigma$  (where  $\tau_{i,j}$  denotes the transposition of  $i, j$ , which fixes all other elements).
- $\prod_{(u,v) \in \Pi_{R,\sigma}} \alpha(u,v) = \prod_{(u,v) \in \mu(\Pi_{R,\sigma})} \alpha(u,v)$  as both sets of paths use exactly the same edges with the same multiplicity by definition.  $\square$

We now turn to the proof of the proposition:

*Proof of Proposition 2.9.* Note that by the definition of determinant

$$\det(N_R) = \sum_{\rho \in \mathcal{S}_n} \text{sign}(\rho) \prod_{i=1}^n (N_R)_{i,\rho(i)},$$

where we note that  $\rho(i)$  determines at which receiver a path ends and  $i$  determines from which source a path originates. As such, based on the line graph (like in Kschischang's argument in Appendix C [Médard and Sprintson 2011]), we see that an entry of the matrix is the sum over the paths from  $S_i$  to  $R^{(\rho(i))}$  of the product over the edges of the transfer coefficients, so

$$(N_R)_{i,\rho(i)} = \sum_{\pi_{i,\rho(i)} \text{ a path}} \prod_{(u,v) \in \pi_{i,\rho(i)}} \alpha(u,v),$$

where  $\pi_{i,\rho(i)}$  is any path from  $S_i$  to  $R^{(\rho(i))}$ . Now expanding  $\prod_{i=1}^n (N_R)_{i,\rho(i)}$ , which is the product over the sources of the sums over different paths from that source to the desired receiver and thus the sum over the different sets of paths from the sources to the receivers of the product over those paths, we get

$$\prod_{i=1}^n (N_R)_{i,\rho(i)} = \prod_{i=1}^n \left( \sum_{\pi_{i,\rho(i)} \text{ a path}} \left( \prod_{(u,v) \in \pi_{i,\rho(i)}} \alpha(u,v) \right) \right) = \sum_{\Pi_{R,\sigma} \in \Psi_R : \sigma = \rho} \left( \prod_{(u,v) \in \Pi_{R,\sigma}} \alpha(u,v) \right),$$

so by the uniqueness of  $\sigma$  for a given  $\Pi_{R,\sigma}$ , we have

$$\begin{aligned} \det(N_R) &= \sum_{\rho \in \mathcal{S}_n} \text{sign}(\rho) \sum_{\Pi_{R,\sigma} \in \Psi_R: \sigma = \rho} \left( \prod_{(u,v) \in \Pi_{R,\sigma}} \alpha_{(u,v)} \right) \\ &= \sum_{\Pi_{R,\sigma} \in \Psi_R} \text{sign}(\sigma) \prod_{(u,v) \in \Pi_{R,\sigma}} \alpha_{(u,v)} \end{aligned}$$

Now the only difference between our current expression for  $\det(N_R)$  and the desired expression is that the set of paths  $\Pi_{R,\sigma}$  for the determinant might not be vertex-disjoint. But as a result of the matching in Lemma 2.10, we have

$$\sum_{\Pi_{R,\sigma} \in \Psi_R \setminus \Phi_R} \text{sign}(\sigma) \prod_{(u,v) \in \Pi_{R,\sigma}} \alpha_{(u,v)} = \sum_{\{\Pi_{R,\sigma}, \mu(\Pi_{R,\sigma})\} \subseteq \Psi_R \setminus \Phi_R} 0 = 0,$$

making

$$\det(N_R) = \sum_{\Pi_{R,\sigma} \in \Phi_R} \text{sign}(\sigma) \prod_{(u,v) \in \Pi_{R,\sigma}} \alpha_{(u,v)}$$

as desired.  $\square$

**Corollary 2.11.** *The number of terms in  $\det(N_R)$  is the number of sets of vertex-disjoint paths from  $S_1, \dots, S_n$  to  $R^{(1)}, \dots, R^{(n)}$ .*

This follows from Proposition 2.9.

**Corollary 2.12.** *For a receiver placement  $V_R$ , the  $\alpha_{(u,v)}$ -degree of  $\det(N_R)$  has degree at most 1.*

This follows by noting that since the paths are vertex-disjoint, any edge can be traversed at most once among a set of paths. Therefore the corresponding variable can only appear once in a monomial corresponding to some path.

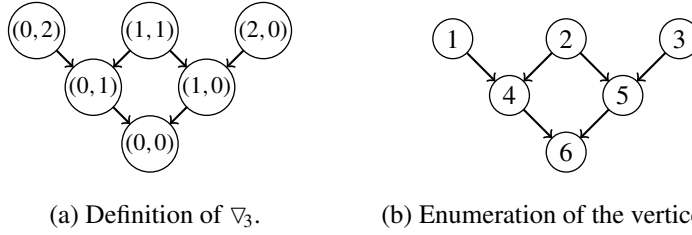
### 3. Triangular semilattice network

We now introduce and discuss properties of the triangular semilattice network, a code graph with a structure that visually resembles an inverted equilateral triangle. We then seek to add receiver placements to require a greater minimum field size.

**Definition 3.1.** Let a triangular semilattice code graph  $\nabla_n$  of length  $n$  for  $n \in \mathbb{N} \setminus \{0\}$  be a code graph with underlying directed acyclic graph given by the vertex and edge sets

$$\begin{aligned} V &= \{(x, y) \in \mathbb{Z}^2 \mid x, y \geq 0, x+y < n\}, \\ E &= \{((x+1, y), (x, y)) \mid 0 \leq x+y < n-1\} \cup \{((x, y+1), (x, y)) \mid 0 \leq x+y < n-1\}. \end{aligned}$$

For  $1 \leq i \leq n$ , we call the set of vertices  $\{(a, b) \mid a+b = n-i\}$  the  $i$ -th level, where the first level is called the top level and the  $n$ -th level is called the bottom



**Figure 5.** Representation of a triangular semilattice code graph  $\nabla_3$  with vertex enumeration.

level. We enumerate the vertices in increasing order of level and then increasing order of the  $x$ -coordinate within the level.

We may refer to the triangular semilattice network of length  $n$  as any network with associated code graph  $\nabla_n$ .

Figure 5 shows  $\nabla_3$  without receiver labels but with the enumeration of the vertices. Later in this work, we will often identify vertices with the value in this enumeration.

**Definition 3.2.** Let the left-side refer to the  $n$  vertices in the  $\nabla_n$  with  $x$ -coordinate equal to 0. Similarly the right-side refers to the  $n$  vertices with  $y$ -coordinate equal to 0. We collectively refer to these as the sides.

Note that embedding  $\nabla_n$  as above, the left side corresponds with vertices without left children and the right side corresponds with vertices without right children.

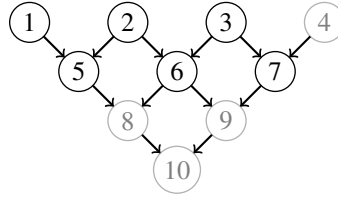
**Valid receiver placements.** We introduce some more definitions and lemmas to help us prove the characterization of valid receiver placements, meaning labeled vertices distributed such that there is a choice of disjoint paths between sources and labeled vertices.

**Definition 3.3.** A  $k$ -triangle in a triangular semilattice network  $\nabla_n$  is a subgraph isomorphic as a directed graph to a triangular semilattice network  $\nabla_k$ . We call  $k$  the length of a  $k$ -triangle.

We will drop  $k$  if the length of the triangle is clear from the context. Note that length can also be defined via the length of the longest path between any two vertices in the triangle (also considering number of vertices for length) or the number of vertices along the top of the triangle.

**Definition 3.4.** Given a receiver placement of  $R$ , a  $k$ -triangle is overcrowded if there are at least  $k + 1$  labels among its vertices. It is crowded if there are exactly  $k$  labels. A  $k$ -triangle is distributed if no triangle contained in it is overcrowded.

**Definition 3.5.** The extension of a  $k$ -triangle is the  $(k+1)$ -triangle containing the original  $k$ -triangle and all parents of the vertices in the  $k$ -triangle.



**Figure 6.** A graph with no overcrowded 3-triangles but an overcrowded 2-triangle.

**Remark 3.6.** It is insufficient to just consider  $(n-1)$ -triangles for the distributed property. Consider the network in Figure 6, where the receiver-labeled vertices are shown in gray. Note that there are three labels in a 2-triangle, making it not distributed but there are not four labels in a 3-triangle.

**Definition 3.7.** We say that two vertices  $a$  and  $b$  are consecutive if they share a child. A sequence  $a_1, \dots, a_k$  of distinct vertices has consecutive vertices if  $a_i$  and  $a_{i+1}$  are consecutive for every  $i = 1, \dots, k-1$ . A vertex  $c$  is between  $a$  and  $b$  if there is a sequence of consecutive vertices with extremals  $a$  and  $b$  containing  $c$ .

Intuitively, consecutive vertices are “next to” each other on the same level of the network.

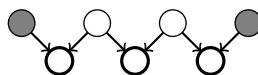
**Definition 3.8.** For two distinct vertices  $a, b$  on the same level, we say that  $a$  is to the left of  $b$  (equivalently that  $b$  is to the right of  $a$ ) if its value in the enumeration is less than (greater than) that of  $b$ .

**Definition 3.9.** For a vertex  $a$  to the left of some vertex  $b$  on some  $i$ -th level, we say some vertex  $c$  is trapped between  $a$  and  $b$  if the vertex is in the level  $i+1$  and it is between  $a$ ’s right child and  $b$ ’s left child; see Figure 7.

**Lemma 3.10.** Let  $\nabla_n$  be a distributed triangular semilattice network with a sequence of consecutive vertices where each vertex is contained in a crowded triangle. Then, there is a crowded triangle containing all vertices in this sequence.

*Proof.* We induct on the length of the sequence. If there is just one such vertex, we are done.

On two consecutive vertices  $x$  and  $y$ , we have a crowded  $k$ -triangle corresponding to  $x$  which may intersect a crowded  $l$ -triangle corresponding to  $y$  (where  $k, l$  are



**Figure 7.** The thickly outlined vertices are trapped between the two filled-in vertices.

some lengths). Note that if the intersection has length  $i \geq 0$ , it has at most  $i$  labels or we have a contradiction. In that case, consider the triangle of length  $k + l - i$  containing the two crowded triangles; note that it contains at least the labels in the  $k$ -triangle and  $l$ -triangle, which by inclusion/exclusion have at least  $k + l - i$  labels combined. By assumption, a  $(k + l - i)$ -triangle must have at most  $k + l - i$  labels, so we have equality, thus forming a crowded triangle.

Now for our inductive step, assume the result for  $m \geq 2$  and consider  $m + 1$  consecutive vertices contained in crowded triangles. By the inductive hypothesis, we have some crowded  $l$ -triangle containing the first  $m$  vertices. We can then apply the case for two vertices to the  $m$ -th vertex (with the crowded  $l$ -triangle) and the  $(m + 1)$ -th vertex (with some crowded  $k$ -triangle) to get some crowded  $j$ -triangle containing all  $m + 1$  vertices (where  $j, k, l$  are some lengths).  $\square$

**Lemma 3.11.** *Let  $\nabla_n$  be an distributed triangular semilattice network with  $t > 1$  labels in the top level. Then, there are  $t - 1$  unlabeled vertices in the second level such that upon labeling them, the bottom  $(n - 1)$ -triangle is distributed.*

*Proof.* Let  $L$  be the leftmost labeled vertex in the top level. Note that it suffices to show that iteratively, for every top-level labeled vertex  $v \neq L$ , we can label a previously unlabeled vertex trapped by  $u$ , the rightmost labeled vertex to the left of  $v$ , and  $v$  such that the bottom  $(n - 1)$ -triangle is distributed.

We prove the claim by contraposition: Assume that at some point, there exists a labeled vertex  $v \neq L$  in the top level such that we create an overcrowded triangle in the bottom  $(n - 1)$ -triangle for every such labeling. Then, we show that there was originally an overcrowded triangle in the network. In particular, we claim that if every labeling creates an overcrowded triangle, every vertex trapped by  $v$  and the previous labeled vertex  $u$  is in some crowded triangle. Each of the labeled trapped vertices forms a crowded 1-triangle. Moreover, by assumption, upon labeling each of the unlabeled trapped vertices, it is in a  $k$ -triangle with at least  $k + 1$  labeled vertices. Without that added label, we thus have at least  $k$  labeled vertices in a  $k$ -triangle. If we have more than  $k$  labels in this  $k$ -triangle, we arrive at a contradiction; otherwise, we have a crowded triangle. We can then apply Lemma 3.10 to get a crowded  $l$ -triangle containing all of the trapped vertices. From there, we can extend the triangle to the first level to include  $u$  and  $v$  as in Definition 3.5, getting  $l + 2$  labels in an  $(l + 1)$ -triangle in the original graph.  $\square$

**Theorem 3.12.** *Given a triangular semilattice network  $\nabla_n$ , a labeling  $V_R$  of  $n$  vertices corresponding to some receiver  $R$  is valid, meaning that there are vertex-disjoint paths to the vertices labeled by  $V_R$  from the sources if and only if the network is distributed.*

*Proof.* We first show the forward direction. Fix a valid receiver placement and a triangle of length  $k$ . Consider the set  $S_k$  of the vertices corresponding to the labels

in the triangle. Note that the mincut from the sources to the set  $S_k$  is at most  $k$ , since the top level of the triangle is a cut of size  $k$ . As such, by Menger's theorem, there are at most  $k$  vertex-disjoint paths to the set  $S_k$ , and thus, at most  $k$  labels in the triangle.

We now show the other direction by induction on  $n$ . The base cases of  $n = 1, 2$  are trivial. Now assume the result for  $n \geq 2$ . Consider a triangular semilattice network  $\nabla_{n+1}$  and a receiver placement satisfying the desired property. As there are at most  $n$  labels in the bottom triangle of length  $n$ , there must be at least one label in the top level. We call the leftmost label  $L$  and match the remaining  $n$  vertices in the top level with the next level as follows.

If there is only one label in the top level, we can iteratively match/biject all vertices in the first level, from left to right, to the leftmost unmatched vertex in the next level — in particular, we match the vertices to the left of  $L$  with their right child and those to the right of  $L$  with their left child. Applying the inductive hypothesis to the bottom  $n$ -triangle, we can extend the  $n$  vertex-disjoint paths from the second level to the receivers to begin at the sources via the matching. With  $\{L\}$ , we then have our  $n + 1$  vertex-disjoint paths to the labels.

Otherwise there are at least two labels in the top level. By Lemma 3.11, we have a matching of the labeled vertices in the top level to some trapped vertices in the next level. Note that if we enumerate the top level's vertices as  $a_1, \dots, a_{n+1}$  and the second level's vertices as  $b_1, \dots, b_n$ , a vertex  $a_i$  has children  $b_{i-1}, b_i$  if  $i - 1, i \in [n]$ . Now, we match each remaining unlabeled vertex in the top level with an unmatched child as follows:

- We can match any consecutive vertices  $a_1, \dots, a_m$  up to  $L$  (exclusive) by matching  $a_i$  with  $b_i$  for  $i = 1, \dots, m$ . None of those  $b_i$  have been matched as they are not trapped by any two labeled vertices.
- We can match any consecutive vertices  $a_t, \dots, a_{n+1}$  after the rightmost labeled vertex in the top level by matching  $a_{i+1}$  with  $b_i$  for  $i = t - 1, \dots, n$ . Again we note that none of these  $b_i$  are trapped by any two labeled vertices.
- For the unlabeled vertices  $a_r, \dots, a_s$  between two labeled vertices  $u$  and  $v$  in the top level, we match these to  $\{b_{r-1}, \dots, b_s\} \setminus \{b_p\}$ , where  $b_p$  is the vertex matched to  $v$ . For  $1 < r \leq i \leq p$ , we match  $a_i$  with  $b_{i-1}$  and for  $p < i \leq s$ , we match  $a_i$  with  $b_i$ .

Note that this process creates a bijection between vertices. Within a section (between the trapped vertices or at the ends), the process is clearly injective. Across the consecutive sections, we reach a label at position  $a_j$  where the furthest right vertex the left section matches to is  $b_{j-1}$  (and sections further left match to vertices further left) and the furthest left vertex the right section matches to is  $b_j$ .

Finally, by our inductive hypothesis, we have vertex-disjoint paths from the sources/top level of the bottom  $n$ -triangle to the labels originally there and those

added by Lemma 3.11. The set of vertex-disjoint paths in the original  $(n+1)$ -triangle is then as follows. Every label in the top level is just a path with a single vertex. For every other label in a lower level, we extend the path found in the bottom  $n$ -triangle via the matching with the unlabeled sources that we just found. This is vertex-disjoint as there are no intersections in the top level and the paths when restricted to the bottom  $n$ -triangle are either empty or are as found in the inductive hypothesis.  $\square$

We can further locate some receiver placements with well-understood determinants. Previously we denoted transfer coefficients using  $\alpha_{(u,v)}$ , where  $(u, v) \in E$ . Henceforth we use  $\alpha_j^{(i)}$  for the transfer coefficients of the triangular semilattice network  $\nabla_n$  for  $i \in [|\nabla_{n-1}|]$ , where  $|\nabla_{n-1}|$  is the number of vertices in  $\nabla_{n-1}$  and thus the bottom  $(n-1)$ -triangle of  $\nabla_n$ , and  $j \in [2]$ . Here,  $\alpha_1^{(i)}$  is the transfer coefficient of the edge between vertex  $i+n$  and its left parent and  $\alpha_2^{(i)}$  is the one between  $i+n$  and its right parent.

**Proposition 3.13.** *Let  $V_R$  be a receiver placement in a triangular semilattice network  $\nabla_n$  consisting of exactly one label per level, where each label is along the sides of the network, and let  $V_{R'}$  be the reflected receiver placement, meaning that its labels are the remaining side labels together with the bottom one. Then*

$$\det(N_R) \det(N_{R'}) = \pm \prod_{i \in [|\nabla_{n-1}|], j \in [2]} \alpha_j^{(i)}.$$

*Proof.* We prove this by induction on the length  $n$  of the triangular semilattice network  $\nabla_n$ . This is trivial in the case of  $\nabla_1$ , as there are no variables. In the case of  $\nabla_2$ , we either take the right source and the bottom vertex — for a determinant of  $\alpha_2^{(1)}$  — or the left source and the bottom vertex — for a determinant of  $\alpha_1^{(1)}$ , and we have the product is then  $\alpha_1^{(1)} \alpha_2^{(1)}$ , as desired.

Now consider the triangular semilattice network  $\nabla_{n+1}$  for  $n \in \mathbb{N}$ ,  $n \geq 2$ , where we fix a receiver placement such that we have a label in each level along the sides. Let  $N_R$  be the submatrix corresponding to this receiver placement. Consider

$$L = \begin{pmatrix} 1 & \alpha_1^{(1)} & 0 & \cdots & 0 \\ 0 & \alpha_2^{(1)} & \alpha_1^{(2)} & \cdots & 0 \\ \vdots & \vdots & \ddots & \vdots & \\ 0 & 0 & 0 & \cdots & \alpha_2^{(n)} \end{pmatrix} \quad \text{or} \quad L_{i,j} = \begin{cases} 1 & \text{if } i = j = 1, \\ \alpha_1^{(j-1)} & \text{if } i+1 = j \geq 2, \\ \alpha_2^{(j)} & \text{if } i = j \geq 2 \\ 0 & \text{otherwise,} \end{cases}$$

$$T = \begin{pmatrix} 0 & \alpha_1^{(1)} & 0 & \cdots & 0 \\ 0 & \alpha_2^{(1)} & \alpha_1^{(2)} & \cdots & 0 \\ \vdots & \vdots & \ddots & \vdots & \\ 1 & 0 & 0 & \cdots & \alpha_2^{(n)} \end{pmatrix} \quad \text{or} \quad T_{i,j} = \begin{cases} 1 & \text{if } i = n \text{ and } j = 1, \\ \alpha_1^{(j-1)} & \text{if } i+1 = j \geq 2, \\ \alpha_2^{(j)} & \text{if } i = j \geq 2 \\ 0 & \text{otherwise.} \end{cases}$$



Extending to the field of fractions  $\mathbb{F}_q(\alpha_j^{(i)} \mid i \in [|\nabla_n|], j \in [2])$ , note that  $L^{-1}$  corresponds to the basis change taking the leftmost label and the second level and  $T^{-1}$  corresponds to the basis change taking the rightmost label and the second level. Further note that  $\det(L) = \prod_{i=1}^n \alpha_2^{(i)}$  and  $\det(T) = \pm \prod_{i=1}^n \alpha_1^{(i)}$ . To calculate  $\det(N_R)$ , it suffices to calculate  $\det(LL^{-1}N_R) = \det(L)\det(L^{-1}N_R)$  or  $\det(TT^{-1}N_R) = \det(T)\det(T^{-1}N_R)$ . Now after the basis change (using  $L$  if we picked the top left label and  $T$  if we picked the top right label), the label's structure of the bottom  $n$ -triangle is identical to that of a triangular semilattice network  $\nabla_n$ .

Further note that the basis-changed matrix  $\bar{N}_R = L^{-1}N_R$  or  $T^{-1}N_R$  is in the block matrix form

$$\bar{N}_R = \begin{pmatrix} 1 & 0 \\ 0 & \bar{N}'_R \end{pmatrix},$$

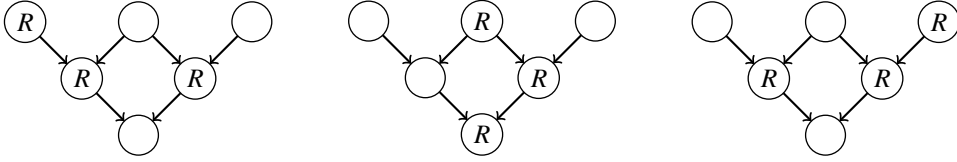
where  $\bar{N}'_R$  is the matrix corresponding to the bottom  $n$  labels in  $\nabla_n$ . Expanding by minors, we have  $\det(\bar{N}_R) = \det(\bar{N}'_R)$ . By inductive hypothesis we have that  $\det(\bar{N}'_R)$  is a monomial where the product of this determinant and that corresponding to the reflection of the bottom  $n$  labels is a monomial with all transfer coefficients in  $\mathbb{F}_n$ . As switching between the leftmost top label and the rightmost top label swaps between  $L$  and  $T$ , combining this with the bottom  $n$ -triangle for the original determinants, we get the desired result.  $\square$

As a consequence we obtain that a receiver placement  $V_R$  for a triangular semilattice network  $\nabla_n$  defined as in Proposition 3.13 is a valid receiver placement for any choice of triangular semilattice network of length  $n$  and there exists an  $\mathbb{F}_q$ -labeling with nonzero transfer coefficients for any finite field  $\mathbb{F}_q$ . As such, for the rest of the paper we consider the triangular semilattice network  $\nabla_n$  to be equipped with two receivers: the left-side and the right-side receivers, meaning the receivers with placements  $\{(0, n-1), \dots, (0, 0)\}$  and  $\{(n-1, 0), \dots, (0, 0)\}$  respectively as defined in Definition 3.2.

**Invariance under symmetries of receiver placements.** In this section we study properties of minors of  $\mathbb{F}_q$ -labelings from receiver placements. We will show that the property of having an  $\mathbb{F}_q$ -labeling for a receiver placement implies the existence of an  $\mathbb{F}_q$ -labeling for any receiver placement that is obtained from the original from either rotation or reflection with respect to the underlining graph of the network.

**Definition 3.14.** Let  $\nabla_n$  be defined as in Definition 3.1. Then, the map  $\rho : V \rightarrow V$  defined as  $\rho(x, y) = (n-1-x-y, x)$  and the map  $\sigma : V \rightarrow V$  defined as  $\sigma(x, y) = (y, x)$  are bijections of the set of vertices with  $\rho^3 = \text{id}$  and  $\sigma^2 = \text{id}$  respectively.

Roughly speaking,  $\rho$  represents a counterclockwise rotation of the vertices, whereas  $\sigma$  represents a reflection. These two maps can be naturally extended



(a)  $V_R$  receiver placement. (b)  $V_{\rho(R)}$  receiver placement. (c)  $V_{\sigma(R)}$  receiver placement.

**Figure 8.** Receiver placements of the 3-semilattice.

to subsets of vertices. We are going to use these maps prevalently on receiver placements, meaning that the directed structure of the network is not going to change. Let  $V_R = \{v \in V \mid R \in L_v\}$  be a receiver placement; then  $V_{\rho(R)} := \{\rho(v) \in V \mid R \in L_v\}$  and  $V_{\sigma(R)} := \{\sigma(v) \in V \mid R \in L_v\}$  are two others receiver placements. Figure 8 provide examples for the 3-semilattice network.

**Theorem 3.15.** *Let  $V_R$  be a receiver placement for a triangular semilattice network  $\nabla_n$ . The following hold:*

- (1)  $V_{\rho(R)}$  and  $V_{\sigma(R)}$  are valid if and only if  $V_R$  is valid.
- (2) If  $\nabla_n$  is equipped with the side receivers, there exists an  $\mathbb{F}_q$ -labeling for  $\nabla_n$  with valid receiver placements  $V_{\rho(R)}$  or  $V_{\sigma(R)}$  if and only if there exists an  $\mathbb{F}_q$ -labeling for  $\nabla_n$  with the valid receiver placement  $V_R$ .

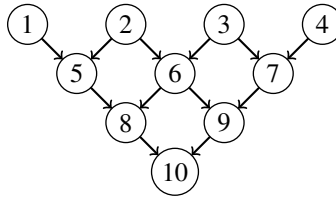
*Proof.* By Theorem 3.12, the receiver placement  $V_R$  is valid if the triangular semilattice network  $\nabla_n$  with the labels in  $V_R$  is distributed. It is evident that being distributed is a property of the labeled network which is preserved by rotation or reflection of the labels. So it holds that  $V_{\rho(R)}$  and  $V_{\sigma(R)}$  are valid if and only if  $V_R$  is valid.

Let  $N$  be an  $\mathbb{F}_q$ -labeling of the triangular semilattice network  $\nabla_n$  with side receivers. Let  $V_S$ ,  $V_\ell$  and  $V_r$  in  $V$  refer to the placements of the sources, the left receiver and the right receiver respectively. It holds that

$$V_{\rho(\ell)} = V_r \quad \text{and} \quad V_{\rho(r)} = V_S, \quad (1)$$

$$V_{\sigma(\ell)} = V_r \quad \text{and} \quad V_{\sigma(S)} = V_S. \quad (2)$$

Let  $V_R$  be a valid receiver placement and let  $N$  be an  $\mathbb{F}_q$ -labeling. Let  $N_v$  denote the column of  $N$  corresponding to vector  $v \in V$  and  $N_T$  denote the submatrix of  $N$  with columns indexed by  $T \subseteq V$ . Let  $N^\rho$  be the matrix defined by the relation  $N_v^\rho := N_{\rho^{-1}(v)}$ . Up to a multiplication of an invertible  $|\mathcal{S}| \times |\mathcal{S}|$  matrix,  $N^\rho$  is an  $\mathbb{F}_q$ -labeling of  $\nabla_n$  with side receivers and receiver placement  $V_{\rho(R)}$ . In fact, by (1),  $N_S^\rho$ ,  $N_\ell^\rho$ ,  $N_r^\rho$  and  $N_{V_{\rho(R)}}^\rho$  are invertible since, up to reordering of the columns, they correspond to matrices  $N_r$ ,  $N_S$ ,  $N_\ell$  and  $N_{V_R}$ . Similar reasoning works for the reflection map  $\sigma$ .  $\square$



**Figure 9.** The triangular semilattice network  $\nabla_4$ .

#### 4. Complete study of triangular semilattice network up to four sources

We now will demonstrate various properties relating to the receiver placements and minimum field sizes required to solve the  $\mathbb{F}_q$ -labeling conditions for the triangle semilattice network on small lengths.

**The triangular semilattice networks  $\nabla_2$  and  $\nabla_3$ .** The 2-semilattice has three different valid receiver placements and is trivially solvable over  $\mathbb{F}_2$ . Note that it is the code graph for the butterfly network.

The 3-semilattice has 17 different valid receiver placements. Excluding the receiver placement corresponding to the three corner nodes, all valid receiver placements have one term in their associated minors. Therefore, any choice of receiver placements that does not include the receiver placement corresponding to the three corner nodes is solvable over  $\mathbb{F}_2$  by assigning all of the variables a value of 1. When receiver placements are chosen to include those receiver placements along the left-side, along the right-side, and corresponding to the three corner nodes,  $\mathbb{F}_2$  will cause one associated minor to equal zero, so the minimum field size over which the network is solvable is  $\mathbb{F}_3$ .

**The triangular semilattice network  $\nabla_4$ .** The triangular semilattice network  $\nabla_4$ , see Figure 9, has 150 possible receiver placements. Through exhaustion, we know that  $\mathbb{F}_5$  is sufficient for  $\nabla_4$  to be solvable when all 150 receiver placements are considered. We consider  $\nabla_4$  together with the side receivers and we find the solvability of the network by increasing its receivers.

**Proposition 4.1.** *The semilattice network  $\nabla_4$  together with any two receivers is solvable over  $\mathbb{F}_q$  for  $q \leq 3$ .*

*Proof.* First recall that having  $\{1, 5, 8, 10\}$  and  $\{4, 7, 9, 10\}$  as receiver placements forces every transfer coefficient of  $\nabla_4$  to be nonzero as shown in Proposition 3.13. Moreover, let  $V_R$  be a receiver placement; then, from Corollary 2.11,  $\det(N_R) \in \mathbb{F}_q[\alpha_j^{(i)} \mid i \in [6], j \in [2]]$  is a multivariate polynomial with at most three terms.

Let  $[i, j]$  for  $1 \leq i \leq j \leq 3$  represents the number of terms of the minors corresponding to the two further receivers, where we assume  $i \leq j$  without loss of generality. We are going to prove the theorem by working through the different cases.

Case 1:  $[1, 1], [1, 3], [3, 3]$ : The minors all have odd numbers of terms and by setting all variables to 1 over  $\mathbb{F}_2$ , the value of every minor is then 1.

Case 2:  $[1, 2], [2, 2]$ : Setting all variables to 1 over  $\mathbb{F}_3$ , the value of the 1-term minor would be 1 and the value of the 2-term minor(s) would be 2.

Case 3:  $[2, 3]$ : This case is not solvable over  $\mathbb{F}_2$  since then the 2-term minor is 0. We prove that this case is solvable over  $\mathbb{F}_3$  by contradiction; assume that for every evaluation point  $a = (a_j^{(i)} \mid i \in [6], j \in [2]) \in \mathbb{F}_3^{12}$  without zero entries at least one of the minors is zero.

Since all transfer coefficients must be nonzero, without loss of generality we can denote the minors as  $A + B$  and  $C + D + E$ , where  $A, B$  and  $C, D, E$  are terms with no common factor respectively. In the following, swapping a nonzero value  $a \in \mathbb{F}_3$  corresponds to taking the value  $2a \in \mathbb{F}_3$ .

(i) Let  $a \in \mathbb{F}_3^{12}$  be such that  $(A + B)(a) = (C + D + E)(a) = 0$  and  $\alpha_j^{(i)}$  be a variable in  $C + D + E$ . Define  $a' \in \mathbb{F}_3^{12}$  to be equal to  $a$  except for  $a_j^{(i)}$ , which is swapped; then  $(C + D + E)(a') \neq 0$ . If the same  $\alpha_j^{(i)}$  appears in  $A + B$  as well, we have  $(A + B)(a') \neq 0$ , a contradiction. If no variable in  $C + D + E$  appears in  $A + B$ , instead define  $a' \in \mathbb{F}_3^{12}$  from  $a$  by swapping two values of it corresponding to some variable in  $A + B$  and to some variable in  $C + D + E$  independently to again get  $(C + D + E)(a') \neq 0$ ,  $(A + B)(a') \neq 0$ , a contradiction.

(ii) Let instead for all  $a \in \mathbb{F}_3^{12}$  exactly one of  $(A + B)(a)$  and  $(C + D + E)(a)$  be 0.

Note that all variables in  $A + B$  must appear in  $C + D + E$ ; assume for the sake of contradiction that there is some variable  $\alpha_j^{(i)}$  which appears in  $A + B$  which does not appear in  $C + D + E$ . Then, if  $(A + B)(a) = 0$  and  $(C + D + E)(a) \neq 0$ , the evaluation point  $a' \in \mathbb{F}_3^{12}$  defined from  $a$  by swapping the value of  $a_j^{(i)}$  produces  $(A + B)(a') \neq 0$  and  $(C + D + E)(a') \neq 0$ , a contradiction. If  $(C + D + E)(a) = 0$ ,  $(A + B)(a) \neq 0$ , then taking  $a' \in \mathbb{F}_3^{12}$  defined from  $a$  by swapping the value of  $a_j^{(i)}$  produces  $(A + B)(a') = 0$ ,  $(C + D + E)(a') = 0$ , again a contradiction of item (i). This proves that all variables in  $A + B$  must appear in  $C + D + E$ .

Let  $a \in \mathbb{F}_3^{12}$  be such that  $(A + B)(a) = 0$  and  $(C + D + E)(a) \neq 0$ . Then if  $a'$  is obtained by  $a$  by swapping one of the values corresponding to a variable contained in  $A + B$ , then  $(A + B)(a') \neq 0$  and  $(C + D + E)(a') = 0$ .

Without loss of generality we can focus on the case where  $a \in \mathbb{F}_3^{12}$  is such that  $(A + B)(a) \neq 0$  and  $(C + D + E)(a) = 0$ .

- Consider now the case where there exists a variable  $\alpha_j^{(i)}$  which appears in  $C + D + E$  but not in  $A + B$  and define  $a' \in \mathbb{F}_3^{12}$  from  $a$  by swapping the value of  $a_j^{(i)}$ . Then,  $(A + B)(a') \neq 0$  and  $(C + D + E)(a') \neq 0$ , a contradiction.

- Consider instead the case where  $A + B$  and  $C + D + E$  share the same set of variables. Let  $a \in \mathbb{F}_3^{12}$  be a root of  $C + D + E$ . As each swap changes whether  $A + B$

is nonzero, if  $\mathbf{a}' \in \mathbb{F}_3^{12}$  is obtained from  $\mathbf{a}$  by swapping the values of two distinct variables  $\alpha_{j_1}^{(i_1)}, \alpha_{j_2}^{(i_2)}$  contained in  $C + D + E$ , we get back to  $(C + D + E)(\mathbf{a}') = 0$ . Indeed, either the distinct variables appear in the same terms or they partition the terms. Note that two such variables  $\alpha_{j_1}^{(i_1)}, \alpha_{j_2}^{(i_2)}$  partitioning the terms exist since we cannot have everything sharing the same terms by assumption. Then, we are able to partition all variables as to whether they share a term with  $\alpha_{j_1}^{(i_1)}$  or  $\alpha_{j_2}^{(i_2)}$ , so we can represent our sum in the form of  $C + C + E$ . This is impossible as the minor is formed by a sum of the product of transfer coefficients over different sets of paths, while the repetition of  $C$  corresponds to a repeated set of paths.  $\square$

We can also characterize some sets of receivers in the 4-semilattice which require a larger field size.

**Proposition 4.2.** *There exists a choice of three receivers of the semilattice network  $\nabla_4$  which is not solvable over  $\mathbb{F}_q$  for  $q \leq 3$  but it is over  $\mathbb{F}_4$ .*

*Proof.* We prove that there is no evaluation point  $\mathbf{a} \in \mathbb{F}_q^{12}$  without zero entries for  $q = 2, 3$  such that the minors related to receiver placements  $\{2, 5, 7, 10\}$ ,  $\{2, 4, 9, 10\}$ ,  $\{1, 4, 5, 10\}$  are simultaneously nonzero. It holds that

$$\begin{aligned} \det(N_{\{2,5,7,10\}}) &= \alpha_1^{(1)} \alpha_2^{(2)} \alpha_2^{(3)} \alpha_2^{(4)} \alpha_1^{(6)} + \alpha_1^{(1)} \alpha_2^{(2)} \alpha_2^{(3)} \alpha_1^{(5)} \alpha_2^{(6)} = A + B, \\ \det(N_{\{2,4,9,10\}}) &= \alpha_1^{(1)} \alpha_2^{(2)} \alpha_1^{(4)} \alpha_1^{(5)} \alpha_1^{(6)} + \alpha_1^{(1)} \alpha_1^{(3)} \alpha_1^{(4)} \alpha_2^{(5)} \alpha_1^{(6)} = C + D, \\ \det(N_{\{1,4,5,10\}}) &= \alpha_2^{(1)} \alpha_2^{(2)} \alpha_2^{(4)} \alpha_1^{(6)} + \alpha_2^{(1)} \alpha_2^{(2)} \alpha_1^{(5)} \alpha_2^{(6)} + \alpha_2^{(1)} \alpha_1^{(3)} \alpha_2^{(5)} \alpha_2^{(6)} \\ &= \alpha_2^{(1)} \frac{(A + B)(C + D) - AD}{(\alpha_1^{(1)})^2 \alpha_2^{(2)} \alpha_2^{(3)} \alpha_1^{(4)} \alpha_1^{(5)} \alpha_1^{(6)}}. \end{aligned}$$

It is enough to show at least one of the three polynomials of the forms  $A + B$ ,  $C + D$  and  $(A + B)(C + D) - AD$  evaluate to zero. Over  $\mathbb{F}_2$ , note that  $(A + B)(\mathbf{a}) = 1 + 1 = 0$ . Over  $\mathbb{F}_3$ , if either  $(A + B)(\mathbf{a}) = 0$  or  $(C + D)(\mathbf{a}) = 0$ , we are done. Otherwise, if there exists  $\mathbf{a} \in \mathbb{F}_3^{12}$  such that  $(A + B)(\mathbf{a}) \neq 0$  and  $(C + D)(\mathbf{a}) \neq 0$ , then  $A(\mathbf{a}) = B(\mathbf{a})$  and  $C(\mathbf{a}) = D(\mathbf{a})$ . It follows that

$$((A + B)(C + D) - AD)(\mathbf{a}) = ((2A)(2D))(\mathbf{a}) - (AD)(\mathbf{a}) = (AD - AD)(\mathbf{a}) = 0.$$

A solution over  $\mathbb{F}_4 = \mathbb{F}_2/(a^2 + a + 1)$  for  $\nabla_4$  with receiver placements  $\{2, 5, 7, 10\}$ ,  $\{2, 4, 9, 10\}$  and  $\{1, 4, 5, 10\}$  is

$$\mathbf{a} = (1, a + 1, a + 1, a + 1, a, a, a + 1, a + 1, a, 1, a, a) \in \mathbb{F}_4^{12}. \quad \square$$

By exhaustive search, there exist 324 choices of three receiver placements (fixing the sides) that require a minimum field size of  $\mathbb{F}_4$  to be solved. Also through exhaustive search, we know that any selection of up to five receiver placements is solvable over  $\mathbb{F}_4$  or a smaller finite field.

**Proposition 4.3.** *There exists a choice of six receivers of the semilattice network  $\nabla_4$  which is not solvable over  $\mathbb{F}_q$  for  $q \leq 4$  but it is over  $\mathbb{F}_5$ .*

*Proof.* We prove that there is no evaluation point  $\mathbf{a} \in \mathbb{F}_q^{12}$  without zero entries for  $q \leq 4$  such that the minors related to receiver placements

$$\{1, 2, 4, 9\}, \{1, 3, 4, 8\}, \{2, 5, 7, 10\}, \{1, 4, 8, 9\}, \{1, 4, 5, 10\}, \{1, 3, 4, 10\}$$

are simultaneously nonzero. It holds that

$$\det(N_{\{1,2,4,9\}}) = \alpha_2^{(2)} \alpha_1^{(5)} + \alpha_1^{(3)} \alpha_2^{(5)} = A + B,$$

$$\det(N_{\{1,3,4,8\}}) = \alpha_2^{(1)} \alpha_1^{(4)} + \alpha_1^{(2)} \alpha_2^{(4)} = C + D,$$

$$\det(N_{\{2,5,7,10\}}) = \alpha_1^{(1)} \alpha_2^{(2)} \alpha_2^{(3)} \alpha_2^{(4)} \alpha_1^{(6)} + \alpha_1^{(1)} \alpha_2^{(2)} \alpha_2^{(3)} \alpha_1^{(5)} \alpha_2^{(6)} = E + F,$$

$$\begin{aligned} \det(N_{\{1,4,8,9\}}) &= \alpha_2^{(1)} \alpha_2^{(2)} \alpha_1^{(4)} \alpha_1^{(5)} + \alpha_2^{(1)} \alpha_1^{(3)} \alpha_1^{(4)} \alpha_2^{(5)} + \alpha_1^{(2)} \alpha_1^{(3)} \alpha_2^{(4)} \alpha_2^{(5)} \\ &= (A + B)(C + D) - AD, \end{aligned}$$

$$\begin{aligned} \det(N_{\{1,4,5,10\}}) &= \alpha_2^{(1)} \alpha_2^{(2)} \alpha_2^{(4)} \alpha_1^{(6)} + \alpha_2^{(1)} \alpha_2^{(2)} \alpha_1^{(5)} \alpha_2^{(6)} + \alpha_2^{(1)} \alpha_1^{(3)} \alpha_2^{(5)} \alpha_2^{(6)} \\ &= \alpha_2^{(1)} \frac{(A + B)(E + F) - BE}{\alpha_1^{(1)} \alpha_2^{(2)} \alpha_2^{(3)} \alpha_1^{(5)}}, \end{aligned}$$

$$\begin{aligned} \det(N_{\{1,3,4,10\}}) &= \alpha_2^{(1)} \alpha_1^{(4)} \alpha_1^{(6)} + \alpha_1^{(2)} \alpha_2^{(4)} \alpha_1^{(6)} + \alpha_1^{(2)} \alpha_1^{(5)} \alpha_2^{(6)} \\ &= \frac{(C + D)(E + F) - CF}{\alpha_1^{(1)} \alpha_2^{(2)} \alpha_2^{(3)} \alpha_2^{(4)}}. \end{aligned}$$

The cases of  $q = 2, 3$  follow from Proposition 4.2 by just considering  $A + B$ ,  $C + D$ ,  $(A + B)(C + D) - AD$ . Let  $\mathbb{F}_4 = \mathbb{F}_2/(a^2 + a + 1)$  and  $\mathbf{a} \in \mathbb{F}_4^{12}$  be such that  $(A + B)(\mathbf{a}) \neq 0$ ,  $(C + D)(\mathbf{a}) \neq 0$  and  $(D + E)(\mathbf{a}) \neq 0$ . Since  $\mathbf{a}$  is not a zero of  $A, C, E$ , we can normalize the sums

$$(A + B)(\mathbf{a}) = A(\mathbf{a})(1 + b'),$$

$$(C + D)(\mathbf{a}) = C(\mathbf{a})(1 + d'),$$

$$(E + F)(\mathbf{a}) = E(\mathbf{a})(1 + f'),$$

where  $b', d', f' \in \mathbb{F}_4^*$ . It also holds that

$$\frac{((A + B)(C + D) - AD)(\mathbf{a})}{(AC)(\mathbf{a})} = (1 + b')(1 + d') - d' = 1 + b' + b'd',$$

$$\frac{((A + B)(E + F) - BE)(\mathbf{a})}{(AE)(\mathbf{a})} = (1 + b')(1 + f') - b' = 1 + f' + b'f',$$

$$\frac{((C + D)(E + F) - CF)(\mathbf{a})}{(CE)(\mathbf{a})} = (1 + d')(1 + f') - f' = 1 + d' + d'f'.$$

If any of  $1+b'$ ,  $1+d'$ ,  $1+f'$  are 0, then we are done. Otherwise if all of  $1+b'$ ,  $1+d'$ ,  $1+f'$  are nonzero, then  $b'$ ,  $d'$ ,  $f' \in \{a, a+1\}$ , and by the pigeonhole principle we have that two of them are equal. Without loss of generality, let  $b' = d'$ ; then note that

$$1 + b' + b'd' = 1 + b' + (b')^2 = 0$$

by the field equation, which implies

$$((A+B)(C+D) - AD)(a) = 0.$$

A solution over  $\mathbb{F}_5$  for  $\nabla_4$  with receiver placements  $\{1, 2, 4, 9\}$ ,  $\{1, 3, 4, 8\}$ ,  $\{2, 5, 7, 10\}$ ,  $\{1, 4, 8, 9\}$ ,  $\{1, 4, 5, 10\}$  and  $\{1, 3, 4, 10\}$  is

$$a = (1, 4, 3, 1, 1, 4, 4, 1, 4, 3, 3, 2) \in \mathbb{F}_5^{12}. \quad \square$$

We have also found that there exist 8748 choices of six receiver placements that are solvable over minimum field size of  $\mathbb{F}_5$ .

**Valid receiver placements and field sizes' implementations.** Valid receiver placements for triangular semilattice networks  $\nabla_n$  for  $n$  up to 9 were calculated based on Theorem 3.12 using Python and SML (see Table 1).

To calculate whether a set of receiver placements is solvable for a given field size, we first calculate the minors corresponding to the receiver placements and multiply them together to get a polynomial  $f$ . As in the proof of the linear network coding theorem in [Médard and Sprintson 2011], we have a nonzero solution for all of these minors if and only if  $f$  has a nonzero root. This is also true if and only if the remainder of  $f$  modulo  $(x_i^q - x_i \mid i \in [n])$  in  $\mathbb{F}_q$  is nonzero [Geil et al. 2008, Proposition 2]. The largest possible minimum field size required for any set of receiver placements for  $\nabla_4$  and  $\nabla_5$  has been computed implementing this method on MAGMA [Bosma et al. 1997].

length	valid	invalid	total
1	1	0	1
2	3	0	3
3	17	3	20
4	150	60	210
5	1848	1155	3003
6	29636	24628	54264
7	589362	594678	1184040
8	14032452	16227888	30260340
9	389622192	496540943	886163135

**Table 1.** Number of valid receiver placements.

## Acknowledgments

The authors are grateful to Clemson University for hosting the REU at which this work was completed. The REU was made possible by an NSF Research Training Group (RTG) grant (DMS #1547399) promoting coding theory, cryptography, and number theory at Clemson.

## References

- [Ahlswede et al. 2000] R. Ahlswede, N. Cai, S.-Y. R. Li, and R. W. Yeung, “Network information flow”, *IEEE Trans. Inform. Theory* **46**:4 (2000), 1204–1216. MR Zbl
- [Anderson et al. 2017] S. E. Anderson, W. Halbawi, N. Kaplan, H. H. López, F. Manganiello, E. Soljanin, and J. L. Walker, “Representations of the multicast network problem”, pp. 1–23 in *Algebraic geometry for coding theory and cryptography*, edited by E. W. Howe et al., Assoc. Women Math. Ser. **9**, Springer, 2017. MR Zbl
- [Bosma et al. 1997] W. Bosma, J. Cannon, and C. Playoust, “The Magma algebra system, I: The user language”, *J. Symbolic Comput.* **24**:3-4 (1997), 235–265. MR Zbl
- [Fragouli and Soljanin 2006] C. Fragouli and E. Soljanin, “Information flow decomposition for network coding”, *IEEE Trans. Inform. Theory* **52**:3 (2006), 829–848. MR Zbl
- [Geil et al. 2008] O. Geil, R. Matsumoto, and C. Thomsen, “On field size and success probability in network coding”, pp. 157–173 in *Arithmetic of finite fields*, edited by J. von zur Gathen et al., Lecture Notes in Comput. Sci. **5130**, Springer, 2008. MR Zbl
- [Jaggi et al. 2005] S. Jaggi, P. Sanders, P. A. Chou, M. Effros, S. Egner, K. Jain, and L. M. G. M. Tolhuizen, “Polynomial time algorithms for multicast network code construction”, *IEEE Trans. Inform. Theory* **51**:6 (2005), 1973–1982. MR
- [Koetter and Médard 2003] R. Koetter and M. Médard, “An algebraic approach to network coding”, *IEEE/ACM Trans. Networking* **11**:5 (2003), 782–795.
- [Li et al. 2003] S.-Y. R. Li, R. W. Yeung, and N. Cai, “Linear network coding”, *IEEE Trans. Inform. Theory* **49**:2 (2003), 371–381. MR Zbl
- [Médard and Sprintson 2011] M. Médard and A. Sprintson, *Network coding: fundamentals and applications*, Academic, Amsterdam, 2011.
- [Sun et al. 2015] Q. T. Sun, X. Yin, Z. Li, and K. Long, “Multicast network coding and field sizes”, *IEEE Trans. Inform. Theory* **61**:11 (2015), 6182–6191. MR Zbl

Received: 2019-01-14      Revised: 2019-07-03      Accepted: 2019-08-31

angelina_grosso@brown.edu	<i>Division of Applied Mathematics, Brown University, Providence, RI, United States</i>
manganm@clemson.edu	<i>School of Mathematical and Statistical Sciences, Clemson University, Clemson, SC, United States</i>
varal.shiwani@gmail.com	<i>Faculty of Business, Law and Politics, University of Hull, Hull, United Kingdom</i>
e9zhu@ucsd.edu	<i>Department of Mathematics, University of California at San Diego, La Jolla, CA, United States</i>



# involve

msp.org/involve

## INVOLVE YOUR STUDENTS IN RESEARCH

*Involve* showcases and encourages high-quality mathematical research involving students from all academic levels. The editorial board consists of mathematical scientists committed to nurturing student participation in research. Bridging the gap between the extremes of purely undergraduate research journals and mainstream research journals, *Involve* provides a venue to mathematicians wishing to encourage the creative involvement of students.

## MANAGING EDITOR

Kenneth S. Berenhaut Wake Forest University, USA

## BOARD OF EDITORS

Colin Adams	Williams College, USA	Robert B. Lund	Clemson University, USA
Arthur T. Benjamin	Harvey Mudd College, USA	Gaven J. Martin	Massey University, New Zealand
Martin Bohner	Missouri U of Science and Technology, USA	Mary Meyer	Colorado State University, USA
Amarjit S. Budhiraja	U of N Carolina, Chapel Hill, USA	Frank Morgan	Williams College, USA
Pietro Cerone	La Trobe University, Australia	Mohammad Sal Moslehian	Ferdowsi University of Mashhad, Iran
Scott Chapman	Sam Houston State University, USA	Zuhair Nashed	University of Central Florida, USA
Joshua N. Cooper	University of South Carolina, USA	Ken Ono	Univ. of Virginia, Charlottesville
Jem N. Corcoran	University of Colorado, USA	Yuval Peres	Microsoft Research, USA
Toka Diagana	Howard University, USA	Y.-F. S. Pétermann	Université de Genève, Switzerland
Michael Dorff	Brigham Young University, USA	Jonathon Peterson	Purdue University, USA
Sever S. Dragomir	Victoria University, Australia	Robert J. Plemmons	Wake Forest University, USA
Joel Foisy	SUNY Potsdam, USA	Carl B. Pomerance	Dartmouth College, USA
Errin W. Fulp	Wake Forest University, USA	Vadim Ponomarenko	San Diego State University, USA
Joseph Gallian	University of Minnesota Duluth, USA	Bjorn Poonen	UC Berkeley, USA
Stephan R. Garcia	Pomona College, USA	József H. Przytycki	George Washington University, USA
Anant Godbole	East Tennessee State University, USA	Richard Rebarber	University of Nebraska, USA
Ron Gould	Emory University, USA	Robert W. Robinson	University of Georgia, USA
Sat Gupta	U of North Carolina, Greensboro, USA	Javier Rojo	Oregon State University, USA
Jim Haglund	University of Pennsylvania, USA	Filip Saidak	U of North Carolina, Greensboro, USA
Johnny Henderson	Baylor University, USA	Hari Mohan Srivastava	University of Victoria, Canada
Glenn H. Hurlbert	Virginia Commonwealth University, USA	Andrew J. Sterge	Honorary Editor
Charles R. Johnson	College of William and Mary, USA	Ann Trenk	Wellesley College, USA
K. B. Kulasekera	Clemson University, USA	Ravi Vakil	Stanford University, USA
Gerry Ladas	University of Rhode Island, USA	Antonia Vecchio	Consiglio Nazionale delle Ricerche, Italy
David Larson	Texas A&M University, USA	John C. Wierman	Johns Hopkins University, USA
Suzanne Lenhart	University of Tennessee, USA	Michael E. Zieve	University of Michigan, USA
Chi-Kwong Li	College of William and Mary, USA		

## PRODUCTION

Silvio Levy, Scientific Editor


Cover: Alex Scorpan

See inside back cover or [msp.org/involve](http://msp.org/involve) for submission instructions. The subscription price for 2019 is US \$195/year for the electronic version, and \$260/year (+\$35, if shipping outside the US) for print and electronic. Subscriptions, requests for back issues and changes of subscriber address should be sent to MSP.

Involve (ISSN 1444-4184 electronic, 1444-4176 printed) at Mathematical Sciences Publishers, 798 Evans Hall #3840, c/o University of California, Berkeley, CA 94720-3840, is published continuously online. Periodical rate postage paid at Berkeley, CA 94704, and additional mailing offices.

Involve peer review and production are managed by EditFlow® from Mathematical Sciences Publishers.

PUBLISHED BY

 **mathematical sciences publishers**  
nonprofit scientific publishing

<http://msp.org/>

© 2019 Mathematical Sciences Publishers

# involve

2019 vol. 12 no. 8

On the zero-sum group-magicness of cartesian products	1261
ADAM FONG, JOHN GEORGES, DAVID MAURO, DYLAN SPAGNUOLO, JOHN WALLACE, SHUFAN WANG AND KIRSTI WASH	
The variable exponent Bernoulli differential equation	1279
KAREN R. RÍOS-SOTO, CARLOS E. SEDA-DAMIANI AND ALEJANDRO VÉLEZ-SANTIAGO	
The supersingularity of Hurwitz curves	1293
ERIN DAWSON, HENRY FRAUENHOFF, MICHAEL LYNCH, AMETHYST PRICE, SEAMUS SOMERSTEP, ERIC WORK, DEAN BISOGNO AND RACHEL PRIES	
Multicast triangular semilattice network	1307
ANGELINA GROSSO, FELICE MANGANIELLO, SHIWANI VARAL AND EMILY ZHU	
Edge-transitive graphs and combinatorial designs	1329
HEATHER A. NEWMAN, HECTOR MIRANDA, ADAM GREGORY AND DARREN A. NARAYAN	
A logistic two-sex model with mate-finding Allee effect	1343
ELIZABETH ANDERSON, DANIEL MAXIN, JARED OTT AND GWYNETH TERRETT	
Unoriented links and the Jones polynomial	1357
SANDY GANZELL, JANET HUFFMAN, LESLIE MAVRAKIS, KAITLIN TADEMY AND GRIFFIN WALKER	
Nonsplit module extensions over the one-sided inverse of $k[x]$	1369
ZHEPING LU, LINHONG WANG AND XINGTING WANG	
Split Grothendieck rings of rooted trees and skew shapes via monoid representations	1379
DAVID BEERS AND MATT SZCZESNY	
On the classification of Specht modules with one-dimensional summands	1399
AUBREY PIPER COLLINS AND CRAIG J. DODGE	
The monochromatic column problem with a prime number of colors	1415
LORAN CROWELL AND STEVE SZABO	
Total Roman domination edge-critical graphs	1423
CHLOE LAMPMAN, KIEKA (C. M.) MYNHARDT AND SHANNON OGDEN	

