

*Pacific
Journal of
Mathematics*

VOLUMES OF MONTESINOS LINKS

KATHLEEN FINLINSON AND JESSICA S. PURCELL

Volume 282 No. 1

May 2016

VOLUMES OF MONTESINOS LINKS

KATHLEEN FINLINSON AND JESSICA S. PURCELL

We show that the volume of any Montesinos link can be bounded above and below in terms of the combinatorics of its diagram. This was known for Montesinos links with at most two tangles and those with at least five tangles. We complete the result for the remaining cases.

1. Introduction

W. Thurston [1982] proved that if K is a nontorus, nonsatellite knot, then its complement $S^3 \setminus K$ admits a complete hyperbolic metric. This metric is unique up to isometry by the Mostow–Prasad rigidity theorem [Mostow 1968; Prasad 1973]. Therefore, the hyperbolic volume of a knot complement is a knot invariant. This paper studies the hyperbolic volume of Montesinos links.

Montesinos links are built out of rational tangles, whose definition and properties we review below. It is known that any Montesinos link made up of just one or two rational tangles is a 2-bridge link, and therefore it admits an alternating diagram. Volumes of alternating links can be bounded below due to work of Lackenby [2004]. On the other hand, Futer, Kalfagianni, and Purcell found lower volume bounds for Montesinos links with at least three positive tangles [Futer et al. 2013, Theorems 8.6 and 9.1]; by taking the mirror image, this also gives lower bounds on Montesinos links with at least three negative tangles. Together, this gives lower volume bounds on all Montesinos links with five or more tangles. However, until now, volume bounds for Montesinos links with three or four tangles were unknown.

In this paper, we finish the case of Montesinos links with three or four tangles. We give a lower bound on the volume of any such link in terms of properties of a diagram, which can easily be read off the diagram of the Montesinos link. Specifically, we show volume is bounded in terms of the Euler characteristic of a graph obtained from the diagram. This graph is the reduced A - or B -state graph \mathbb{G}'_σ (see Definition 3.2). Our main result is the following.

We acknowledge support by the National Science Foundation under grant number DMS-125687. We also thank David Futer and Efstratia Kalfagianni for helpful conversations.

MSC2010: 57M25, 57M27, 57M50.

Keywords: Montesinos link, volume, hyperbolic geometry, essential product disk.

Theorem 1.1. *Let K be a hyperbolic Montesinos link with a reduced, admissible diagram with at least three tangles. Then*

$$\text{vol}(S^3 \setminus K) \geq v_8(\chi_-(\mathbb{G}'_\sigma) - 1).$$

Here $v_8 \approx 3.6638$ is the hyperbolic volume of a regular ideal octahedron, and \mathbb{G}'_σ is the reduced state graph of $D(K)$ corresponding to either the all- A or the all- B state, depending on whether the diagram of K admits two or more positive tangles, or two or more negative tangles, respectively.

Every Montesinos link admits a reduced, admissible diagram (see Definitions 2.5 and 2.6, respectively). The notation $\chi_-(\cdot)$ denotes the negative Euler characteristic, defined to be

$$\chi_-(Y) = \sum \max\{-\chi(Y_i), 0\},$$

where the sum is over the components Y_1, \dots, Y_n of Y .

While Theorem 1.1 gives explicit diagrammatical bounds on volume, in many cases, we may estimate $\chi_-(\mathbb{G}'_\sigma)$ in terms of the *twist number* $t(K)$ of the diagram, which is even easier to read off of the diagram. The following theorem generalizes [Futer et al. 2013, Theorem 9.12].

Theorem 1.2. *Let K be a Montesinos link that admits a reduced, admissible diagram with at least two positive tangles and at least two negative tangles, and suppose further that K is not the $(2, -2, 2, -2)$ pretzel link. Then K is hyperbolic, and*

$$\frac{1}{4}v_8(t(K) - \#K - 8) \leq \text{vol}(S^3 \setminus K) \leq 2v_8 t(K),$$

where $v_8 \approx 3.6638$ is the hyperbolic volume of a regular ideal octahedron, $t(K)$ is the twist number of the diagram, and $\#K$ is the number of link components of K .

Outline of proof of Theorem 1.1. The proof applies results from [Futer et al. 2013], but we will restate them for self-containedness. In that paper, using the guts machinery of Agol, Storm, and Thurston [Agol et al. 2007], it is shown that volumes of many links, including hyperbolic Montesinos links with at least two positive or two negative tangles, can be bounded below by identifying *complex essential product disks* (EPDs) in the link complement (see Definition 3.18). In particular, Theorem 9.3 of [Futer et al. 2013] states that for diagrams of links satisfying particular hypotheses, which include the Montesinos links of this paper, we have the estimate

$$(1) \quad \text{vol}(S^3 \setminus K) \geq v_8(\chi_-(\mathbb{G}'_A) - \|E_c\|),$$

where $\|E_c\|$ is the number of complex essential product disks.

In this paper, we show that for a Montesinos link with three or four tangles, the existence of a complex EPD leads to restrictions on the diagram. These restrictions, in turn, imply that at most one complex EPD may exist. This implies Theorem 1.1.

Organization. In Section 2, we review the definitions of rational tangles and Montesinos links. We will need to work with particular diagrams of these links, and we prove such diagrams exist and are prime. In Section 3, we recall the definition of A -adequacy and techniques from [Futer et al. 2013] that can be applied to A -adequate links to give a polyhedron whose combinatorial description is determined by the diagram. We review these results and apply them to the Montesinos links of interest. Section 4 contains the main technical results in the paper. Given a polyhedron for a Montesinos link, we search for complex EPDs that lie in the polyhedron. These are found by analyzing the combinatorics of the diagram and working through several cases. Finally, in Section 5, we put the results together to give the proofs of Theorems 1.1 and 1.2.

2. Tangles and Montesinos links

In this section, we recall the definitions of rational tangles and Montesinos links, and various properties of their diagrams that we will use in the sequel. Throughout, if K is a link in S^3 , then $D(K) = D$ is the corresponding link diagram in the plane of projection, and we will assume that D is connected.

Rational tangles. A *rational tangle* is obtained by drawing two arcs of rational slope on the surface of a pillowcase, and then pushing the interiors into the 3-ball bounded by the pillowcase. Rational tangles have been studied in many contexts; see, for example, [Murasugi 1996]. We record here some well-known facts.

A rational number can be described by a continued fraction:

$$\frac{p}{q} = [a_n, a_{n-1}, \dots, a_1] = a_n + \frac{1}{a_{n-1} + \frac{1}{\dots + \frac{1}{a_1}}}.$$

A continued fraction $[a_n, \dots, a_1]$ defines a rational tangle as follows. Label the four points on the pillowcase NW, NE, SW, and SE. If n is even, connect these points by attaching two arcs c_1 and c_2 connecting NE to SE and NW to SW as in Figure 1(a). Perform a homeomorphism of B^3 that rotates the points NW and NE $|a_1|$ times, twisting the two arcs to create a vertical band of crossings. The crossings will be positive or negative depending on the direction of twist, which is determined by the sign of a_1 . In Figure 1(b), three positive crossings have been added. After twisting, relabel the points NW, NE, SW, and SE in their original orientation. Now perform a homeomorphism of B^3 to rotate NE and SE $|a_2|$ times,

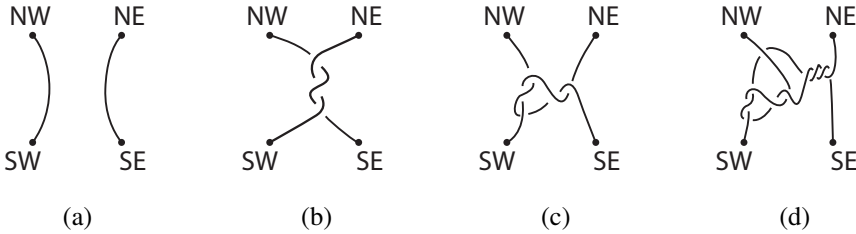


Figure 1. Building a rational tangle from the continued fraction $[4, -1, -2, 3]$.

adding positive or negative crossings in a horizontal band with sign corresponding to a_2 . Repeating this process for each a_i , we obtain a rational tangle.

If n is odd, start by using two arcs to connect NW to NE and SW to SE. In this case we add a horizontal band of crossings first, and then continue as before, alternating between horizontal and vertical bands for each a_i .

Any rational tangle may be built by this process. As a convention, we require that a_n always corresponds to a horizontal band of crossings. Thus if we build a rational tangle ending with a vertical band, as in Figure 1(b), we insert a 0 into the corresponding continued fraction, representing a horizontal band of 0 crossings. For example, the continued fraction corresponding to the tangle in Figure 1(b) is $[0, 3]$. This convention ensures that any continued fraction completely specifies a single rational tangle. The tangle shown in Figure 1(a) has continued fraction expansion $\infty = [0, 0] = 0 + \frac{1}{0}$.

Proposition 2.1 [Conway 1970]. *Equivalence classes of rational tangles are in one-to-one correspondence with the set $\mathbb{Q} \cup \infty$. In particular, tangles $T(a_n, \dots, a_1)$ and $T(b_m, \dots, b_1)$ are equivalent if and only if the continued fractions $[a_n, \dots, a_1]$ and $[b_m, \dots, b_1]$ are equal.*

Using Proposition 2.1, we can put all our tangles into nice form. In particular, if a rational tangle corresponds to a positive rational number, then we can ensure its continued fraction expansion consists only of nonnegative integers. Similarly, if the tangle corresponds to a negative rational number, we can ensure the continued fraction expansion consists of nonpositive numbers. Thus in this paper, positive tangles have only positive crossings, and negative tangles have only negative crossings. This proves that we may divide all nontrivial rational tangles into two groups: *positive tangles* and *negative tangles*. In either case, the tangle has an alternating diagram.

In addition, we may require for a continued fraction with n integers that $a_i \neq 0$ for all $i < n$.

In the description of building rational tangles, we added vertical bands of crossings by rotating the points NW and NE, inserting the vertical band on the north of the tangle. Notice that we could have rotated SW and SE instead, adding a vertical

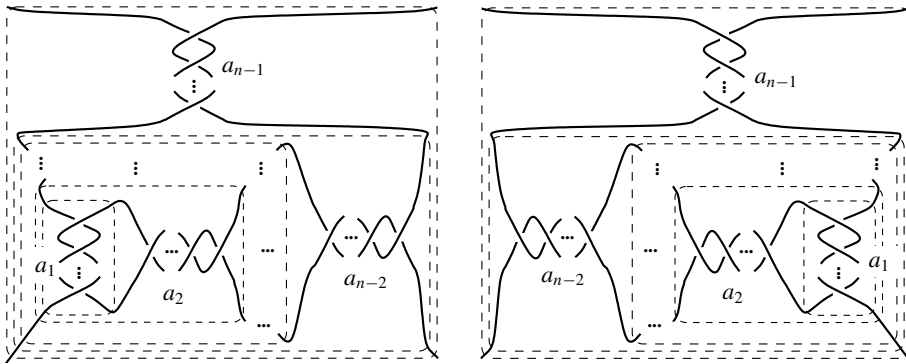


Figure 2. Shown are general forms of admissible tangles, positive on left, negative on right, for n even and $a_n = 0$. (For n odd, the band of a_1 crossings will be horizontal, a_2 vertical, etc. The band of a_{n-1} crossings will be vertical in all cases.)

band of crossings on the south of the tangle. These two methods are equivalent by a sequence of flypes. Likewise, we may add each horizontal band of crossings either on the west side of the tangle (by rotating the points NW and SW), or on the east side of the tangle (by rotating the points NE and SE). The following definition ensures a consistent choice.

- Definition 2.2.** (a) If T is a positive tangle, then an alternating diagram for T is *admissible* if all the vertical bands of crossings were added by rotating the points NW and NE, and all the horizontal bands of crossings were added by rotating the points NE and SE. See Figure 2, left.
- (b) If T is a negative tangle, then an alternating diagram for T is *admissible* if all the vertical bands of crossings were added by rotating the points NW and NE, and all the horizontal bands of crossings were added by rotating the points NW and SW. See Figure 2, right.

By a sequence of flypes, any nontrivial tangle has an admissible diagram.

Montesinos links. Recall that the *numerator closure* $\text{num}(T)$ of a tangle T is formed by connecting NW to NE and SW to SE by simple arcs with no crossings. The *denominator closure* $\text{denom}(T)$ is formed by connecting NW to SW and NE to SE by simple arcs with no crossings.

Given two rational tangles T_1 and T_2 with slopes q_1 and q_2 , we form their *sum* by connecting the NE and SE corners of T_1 to the NW and SW corners of T_2 , respectively, with two disjoint arcs. If q_1 or q_2 is an integer, then the sum $T_1 + T_2$ is also a rational tangle; this is called a *trivial sum*.

The *cyclic sum* of T_1, \dots, T_r is the numerator closure of the sum $T_1 + \dots + T_r$.

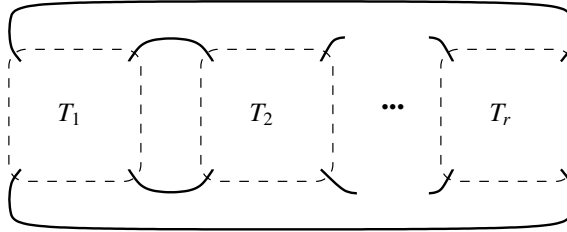


Figure 3. A Montesinos link with r tangles.

Definition 2.3. A *Montesinos link* is the cyclic sum of a finite ordered list of rational tangles T_1, \dots, T_r with corresponding slopes in \mathbb{Q} . See Figure 3.

A Montesinos link is determined by the integer r and an r -tuple of slopes q_1, \dots, q_r with $q_i \in \mathbb{Q}$. Note that if q_i is an integer, then it consists of a single band of horizontal crossings, which can be subsumed into an adjacent rational tangle in a sum. Thus we assume that $q_i \notin \mathbb{Z}$ to avoid trivial sums.

Theorem 2.4 [Bonahon and Siebenmann 2010, Theorem 12.8]. *Let K be a Montesinos link obtained as the cyclic sum of $r \geq 3$ rational tangles whose slopes are $q_1, \dots, q_r \in \mathbb{Q} \setminus \mathbb{Z}$. Then K is determined up to isomorphism by the rational number $\sum_{i=1}^r q_i$ and the vector $((q_1 \bmod 1), \dots, (q_r \bmod 1))$, up to dihedral permutation.*

Note that this theorem gives isomorphism up to dihedral permutation; however, we will only use isomorphism up to cyclic permutation. By Theorem 2.4, given K as the cyclic sum of T_1, \dots, T_r , we can “combine” the integer parts of q_1, \dots, q_r . The following definition makes use of this fact.

Definition 2.5. A diagram $D(K)$ is called a *reduced Montesinos diagram* if it is the cyclic sum of the diagrams T_i , and for each i , the diagram of T_i has either all positive or all negative crossings, and either

- (1) all the slopes q_i of tangles T_i have the same sign, or
- (2) $0 < |q_i| < 1$ for all i .

It is not hard to see that every Montesinos link with $r \geq 3$ has a reduced diagram. For example, if $q_i < 0$ while $q_j > 1$, one may add 1 to q_i and subtract 1 from q_j . By Theorem 2.4, this does not change the link type. One may continue in this manner until condition (1) of Definition 2.5 is satisfied.

We make one more definition.

Definition 2.6. A diagram $D(K)$ of the cyclic sum of T_1, \dots, T_r is an *admissible Montesinos diagram* if the diagram of T_i is an admissible tangle diagram for each i .

Since every tangle has an admissible diagram, every Montesinos link with $r \geq 3$ has a reduced, admissible diagram.

We will need to know that an admissible diagram of a Montesinos link is prime. Recall that a diagram is *prime* if for any simple closed curve γ meeting the diagram graph transversely in exactly two edges, the curve γ bounds a region of the projection plane with no crossings.

Proposition 2.7. *A reduced, admissible diagram of a Montesinos link with at least two (nontrivial) tangles is prime.*

We will prove Proposition 2.7 using two lemmas.

Lemma 2.8. *If T is a reduced, admissible diagram of a rational tangle with at least two crossings, then either T is a single vertical band of crossings and $\text{denom}(T)$ is prime, or $\text{num}(T)$ is prime.*

Proof. If T is a rational tangle with only a single vertical band of crossings, then the denominator closure of T is a $(2, q)$ -torus link, with $q > 1$ by assumption on the number of crossings. Otherwise, the numerator closure of T will be an alternating diagram of a 2-bridge link. By [Menasco 1984], in either case the diagram will be prime. \square

Lemma 2.9. *Suppose T_1 is a diagram of a connected nontrivial tangle such that either $\text{num}(T_1)$ or $\text{denom}(T_1)$ is prime, and suppose that T_2 is a reduced, admissible diagram of a rational tangle with at least one crossing. Then $\text{num}(T_1 + T_2)$ is prime.*

Proof. Let D be the diagram of $\text{num}(T_1 + T_2)$ and suppose that γ is a simple closed curve meeting D exactly twice.

Case 1. The curve γ meets D outside of both tangles. Then since the diagram has no crossings outside the two tangles, either γ bounds a portion of the diagram with no crossings on one side, or γ encloses T_1 on one side, T_2 on the other. But in the latter case, γ would have to meet D four times, contradicting the fact that it meets D exactly twice.

Case 2. The curve γ meets D twice in the tangle T_1 . Then we may isotope γ to be contained entirely in T_1 , that is, within the Conway sphere enclosing T_1 . Then γ can be drawn into the numerator and denominator closures of T_1 . One of these is prime; without loss of generality say $\text{num}(T_1)$ is prime (otherwise rotate the diagram for the following argument). The curve γ must contain no crossings on one side. If it contains no crossings in its interior, then there are no crossings in the interior of γ in D , and we are done. So suppose γ contains no crossings on its exterior in $\text{num}(T_1)$. Then the tangle must contain all its crossings on the interior of γ . Moreover, exactly two strands of the tangle run to the exterior of γ , and four strands must connect from the NW, NE, SE, and SW corners. See Figure 4. This is impossible for a connected tangle.

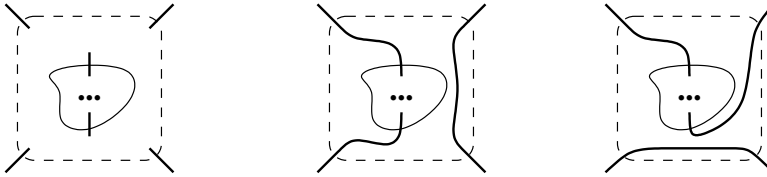


Figure 4. If γ has no crossings to the exterior of $\text{num}(T_1)$, then T_1 cannot have a connected diagram.

Case 3. The curve γ meets D twice in the tangle T_2 . If T_2 has prime numerator or denominator closure, then the same argument as in Case 2 applies, to guarantee that γ bounds no crossings on one side. By Lemma 2.8, the only remaining case is that T_2 consists of a single crossing. But then if γ meets D exactly twice in a tangle consisting of a single crossing, it cannot encircle that crossing, but must bound a region of the diagram with no crossings to the interior.

Case 4. The curve γ intersects T_1 exactly once. The tangle T_1 is bounded by a square meeting the diagram in four points, NW, NE, SE, and SW.

If γ exits T_1 by running through adjacent sides of the square, then we may form a new simple closed curve γ' meeting the diagram exactly twice by taking γ inside the square, and taking portions of the two sides of the square meeting in one of the corners (NW, NE, SE, or SW). This new curve γ' can be drawn into the diagrams of $\text{num}(T_1)$ and $\text{denom}(T_1)$. Since once of these is prime, without loss of generality $\text{num}(T_1)$, γ' bounds no crossings on one side in that diagram. If the interior, then to the interior γ' bounds a single strand of the diagram, and we may slide γ' and γ along this strand to remove the intersection of γ with T_1 . If γ' bounds no crossings to the exterior, then since there are three knot strands to the exterior, emanating from three of NW, NE, SE, SW, the tangle diagram is not connected. This is a contradiction.

If γ exits T_1 by running through the north and south sides of the square, then consider the portion of γ inside T_1 , and form $\text{denom}(T_1)$. We may connect north to south in $\text{denom}(T_1)$ by an arc that does not meet the diagram of $\text{denom}(T_1)$. Connecting this to γ , we obtain a closed curve meeting the diagram of $\text{denom}(T_1)$ exactly once. This is impossible. Note this argument did not need $\text{denom}(T_1)$ to be prime. Symmetrically, if γ exits T_1 by running through the east and west, then we may form a closed curve meeting $\text{num}(T_1)$ exactly once, which is impossible. So we may assume Case 4 does not happen.

Case 5. The curve γ intersects T_2 exactly once. Again if T_2 contains more than one crossing, Lemma 2.8 and the argument of Case 4 will imply we can isotope γ outside of T_2 . If T_2 contains exactly one crossing, and γ meets T_2 exactly once, then it must meet T_2 in one of the strands running from NE, NW, SW, SE to the center,

and we may isotope it from that point of intersection to the corner without meeting any crossings. Thus we may assume, after isotopy, that Case 5 does not happen.

Thus in all cases, γ bounds no crossings on one side. □

Proof of Proposition 2.7. The proof is by induction on the number of tangles in the Montesinos link. If there are two tangles, then either the result holds by Lemma 2.9, or both tangles consist of a single crossing. In that case, their sum is a horizontal band of two crossings; hence the Montesinos link is a standard diagram of a $(2, 2)$ -torus link, which is prime.

Now suppose that any reduced, admissible diagram of a Montesinos link with k tangles is prime, and consider a Montesinos link with $k + 1$ tangles. The first k tangles to the right have a sum satisfying the hypotheses on T_1 in Lemma 2.9, and the $(k + 1)$ -st tangle satisfies the hypothesis on T_2 . So by that lemma, the diagram of the Montesinos link is prime. □

Montesinos links of interest. Futer, Kalfagianni, and Purcell found a volume estimate for Montesinos links with at least three positive or three negative tangles [Futer et al. 2013]. A Montesinos link with only one or two tangles has an alternating diagram; its volume is bounded by [Lackenby 2004]. Thus the only types of Montesinos links whose volumes cannot be estimated by previous results are

- (a) Montesinos links with two positive and one negative tangles,
- (b) Montesinos links with one positive and two negative tangles,
- (c) Montesinos links with two positive and two negative tangles.

Notice that the mirror image of a type (b) link is a type (a) link, and taking the mirror will not change the volume of the link complement. Thus we will ignore type (b) links in favor of type (a) links in our analysis. Notice also that there is only one “arrangement” of a type (a) link, up to cyclic permutation. However, there are two arrangements of type (c) links.

Definition 2.10. A $++-$ link is a Montesinos link which is the cyclic sum of T_a, T_b, T_c , where T_a and T_b are positive tangles and T_c is a negative tangle. A $+--+$ link is a Montesinos link which is the numerator closure of $T_a + T_b + T_c + T_d$, where T_a and T_c are positive tangles and T_b and T_d are negative tangles. A $++--$ link is a Montesinos link which is the numerator closure of $T_a + T_b + T_c + T_d$, where T_a and T_b are positive tangles and T_c and T_d are negative tangles.

Our goal is to find volume bounds for these types of Montesinos links. We take Definition 2.10 as the definition not only of $++-$ and $+--+$ links, but also of the tangles T_a, T_b, T_c , and T_d . Notice that the definitions of T_a, T_b , and T_c change depending on whether we are talking about $++-$, $+--+$, or $++--$ links.

Remark 2.11. In fact, we can actually consider only $++--$ links or only $+-+-$ links, as follows. Since we are assuming the link is reduced, each of our tangles has slope with absolute value at most 1, as in Definition 2.5(2). Thus in a $++--$ link, we may subtract 1 from the second slope and add 1 to the third. By Theorem 2.4, the result will be equivalent to a $+-+-$ link. So we only consider $+-+-$ links.

Notice that reduced diagrams for $++-$ and $+-+-$ links do not satisfy part (1) of Definition 2.5; therefore they must satisfy (2). This means that there are no integer parts of slopes of each tangle. In other words, if T_a has slope $[a_n, \dots, a_1]$, then we may assume that $a_n = 0$. Recall from page 66 that a_n corresponds to a horizontal band of crossings; so a_{n-1} corresponds to a vertical band of crossings, as in Figure 2. Recall also that $a_i \neq 0$ for $i \neq n$. Thus the tangles T_a, T_b, T_c , and T_d have the form of Figure 2, except possibly n even replaced with n odd, meaning the vertical band of a_1 crossings will be horizontal.

3. Estimating the guts

Our volume bounds use estimates developed by Futer, Kalfagianni, and Purcell to bound volumes of semiadequate links [Futer et al. 2013]. We will see that the $++-$ and $+-+-$ Montesinos links of interest are semiadequate, and so they fit into this machinery. In this section, we recall the definition of semiadequate links and review the relevant features of [Futer et al. 2013]. All the necessary details from that paper are contained here. However, one may consult that paper or the survey article [Futer et al. 2014] for additional information and for the proofs of the results that we cite.

Semiadequate links. Given a link diagram D and a crossing x of D , we define a new diagram by replacing the crossing x with a crossing-free *resolution*. There are two ways to resolve a crossing, shown in Figure 5: the A -resolution or the B -resolution.

Definition 3.1. A *state* σ is a choice of A - or B -resolution at each crossing of a diagram D . Applying a state σ to a diagram D yields a collection of crossing-free simple closed curves called *state circles*. If we attach an edge to the state circles at each removed crossing, i.e., attach the dashed edge shown in Figure 5, we obtain a trivalent graph H_σ . The edges coming from crossings, dashed in the figure, are called *segments*.

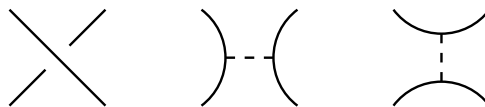


Figure 5. Left to right: a crossing, its A -resolution, and its B -resolution.

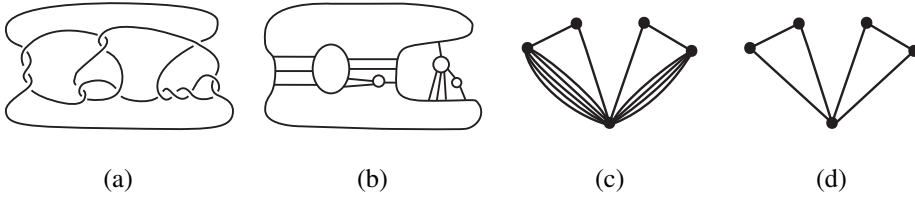


Figure 6. (a) A $+-+$ Montesinos link, (b) its graph H_A , (c) the state graph G_A , (d) the reduced state graph G'_A .

We are concerned mainly with the *all-A state*, which chooses the A -resolution at each crossing. We will occasionally mention the *all-B resolution* as well. The graph H_A is obtained by applying the all- A state to D and including segments. For an example, see Figure 6.

Definition 3.2. From H_A we create the A -state graph G_A by shrinking each state circle to a single vertex. We obtain the *reduced A-state graph* G'_A by removing multiple edges between pairs of vertices in G_A . An example is shown Figure 6.

The following two lemmas concern H_A for admissible diagrams of Montesinos links, and they follow immediately from the structure of admissible tangles, as in Figure 2. Both lemmas are illustrated in Figure 7.

Lemma 3.3. *Let T be a positive admissible tangle with corresponding continued fraction $[0, a_{n-1}, \dots, a_2, a_1]$. Then for any Montesinos knot containing T , the graph H_A will have the following properties in a neighborhood of T .*

- (1) *A portion of a state circle, call it S_0 , runs from NW to SW, and a portion of another, call it S_{n-1} , runs from NE to SE.*
- (2) *There are $a_{n-1} > 0$ horizontal segments running from S_0 to S_{n-1} at the north of the graph.*
- (3) *For each a_i with $i \equiv n \pmod{2}$, there exists a horizontal string of a_i state circles alternating with a_i segments, with the segment on the far east having one endpoint on S_{i+1} , south of any other segments, and with the final state circle on the far west denoted by S_{i-1} .*
- (4) *For each a_i with $i \equiv (n - 1) \pmod{2}$, there are a_i horizontal segments connecting S_0 and S_i . □*

Lemma 3.4. *Let T be a negative admissible tangle with corresponding continued fraction $[0, a_{n-1}, \dots, a_2, a_1]$. Then for any Montesinos knot containing T , the graph H_A will have the following properties in a neighborhood of T .*

- (1) *A portion of a state circle, call it S_n , runs from NW to NE, and a portion of another, call it S_0 , runs from SW to SE.*

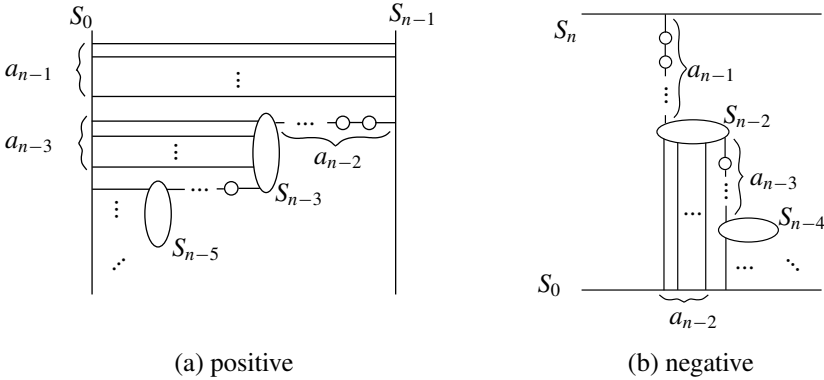


Figure 7. General form of H_A in a neighborhood of an admissible positive tangle and an admissible negative tangle.

- (2) For each a_i with $i \equiv (n-1) \pmod{2}$, there exists a vertical string of a_i state circles alternating with a_i segments, with the segment at the far north having an endpoint on S_{i+1} , to the east of all other segments on S_{i+1} . The final state circle at the far south is denoted by S_{i-1} .
- (3) For each a_i with $i \equiv n \pmod{2}$, there exist a_i vertical segments connecting S_0 and S_i . □

The following definition is due to Lickorish and Thistlethwaite.

Definition 3.5. A link diagram $D(K)$ is called *A-adequate* if \mathbb{G}_A has no 1-edge loops, and *B-adequate* if \mathbb{G}_B has no 1-edge loops.

Theorem 3.6 [Lickorish and Thistlethwaite 1988]. *Let $D(K)$ be a reduced Montesinos diagram with $r > 0$ positive tangles and $s > 0$ negative tangles. Then $D(K)$ is A-adequate if and only if $r \geq 2$ and B-adequate if and only if $s \geq 2$. Since $r + s \geq 3$ in a reduced diagram, D must be either A- or B-adequate.*

Also note that if $r = 0$ or $s = 0$ then $D(K)$ is alternating, in which case it is both A- and B-adequate. We will see shortly why adequacy is a desirable property.

From H_A we may obtain a surface as follows. The state circles of H_A bound disjoint disks in the 3-ball below the projection plane. To these disks, attach a half-twisted band corresponding to each crossing in the original diagram. This forms a connected surface called the *A-state surface*, or simply S_A .

Theorem 3.7 [Ozawa 2011]. *Let D be a (connected) diagram of a link K . Then the surface S_A is essential in $S^3 \setminus K$ if and only if D is A-adequate.*

Define the manifold with boundary $M_A = S^3 \setminus \setminus S_A$, where $S^3 \setminus \setminus S_A$ is defined to be S^3 with a regular neighborhood of S_A removed.

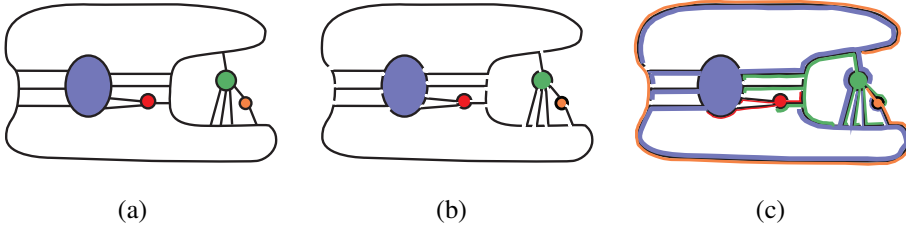


Figure 8. Building the upper polyhedron: (a) shade innermost disks, (b) remove portions of state circle, (c) construct tentacles.

Definition 3.8. Let $M = S^3 \setminus N(K)$, and define the *parabolic locus* of M_A to be $P = \partial M_A \cap \partial M$. The parabolic locus consists of annuli. These annuli consist of the remnants of the knot diagram.

In [Futer et al. 2013], it was shown that M_A can be cut into ideal polyhedra. We will not describe the details of this cutting here, because we will not need those details; we will concern ourselves only with the results. The cutting produces finitely many polyhedra that lie below the projection plane, and a single polyhedron above, which we call the *upper polyhedron*. In this paper, we only need to study the upper polyhedron. It has a nice combinatorial description coming from the graph H_A , which we now recall.

To visualize the upper polyhedron, start with the state graph H_A . Recall that H_A lies in the projection plane and is composed of state circles and segments. We call a given state circle S *innermost* if S bounds a region in the projection plane which does not contain any segments of H_A . We shade each innermost disk, giving each a different color. These will correspond to the distinct *shaded faces* of the upper polyhedron. See Figure 8(a) for an example.

The faces extend from the innermost state circles as follows. Given a segment s of H_A , rotate H_A so that s is vertical. There are two distinct ways to perform this rotation; the procedure that follows is independent of that choice. Once s is vertical, erase a small part of the graph immediately northeast of s and a small part immediately southwest of s . Repeat this rotation and erasing for each segment in the graph. See, for example, Figure 8(b).

Finally, draw the “tentacles”: Choose a segment s that meets one of the innermost state circles. The innermost state circle bounds a shaded face. Rotate H_A so that s is vertical with the shaded face on the top. The small hole to the northeast of s acts as a gate, allowing the shaded face to run through the hole, forming a *tentacle*. The tentacle runs in a thin band along H_A , adjacent to a segment and a state circle, running south and then east. It terminates when it runs into a segment. However, the tentacle may run *past* other segments on the opposite side of the state circle without terminating. When this occurs, the tentacle spawns a new tentacle, running

through the hole in H_A adjacent to that segment. Each new tentacle also terminates when it hits a segment, and also spawns other tentacles when it runs past a segment. Continue until each tentacle has terminated. Now one shaded face is complete. Repeat this process for each innermost disk. Figure 8(c) shows a completed example of the upper polyhedron.

Definition 3.9. For a given shaded face, or a given tentacle of a shaded face, we will say the face or tentacle *originated* in the innermost state circle of the same color. The place where a tentacle terminates by running into a segment is called the *tail* of the tentacle. The place where a tentacle runs adjacent to a segment is called the *head* of the tentacle.

The upper polyhedron has faces that include the shaded faces, as well as white faces corresponding to unshaded regions of the diagram. Edges run from head to tail of tentacles, and separate white and shaded faces. Vertices are the remnants of H_A . In [Futer et al. 2013], it was proved that this process produces an ideal polyhedron, with ideal vertices on the parabolic locus.

Lemma 3.10 (Futer, Kalfagianni, and Purcell [Futer et al. 2013, Theorem 3.13]). *Let $D(K)$ be an A -adequate link diagram. Then the polyhedron P_A as described above is a checkerboard colored ideal polyhedron with 4-valent vertices.*

Here “checkerboard” means that white faces never share an edge, and neither do colored faces. After erasing the small holes as in Figure 8(b), each connected component of the remnants of H_A is one ideal vertex of P_A . Each such component consists of segments and portions of state circle, with segments meeting two distinct shaded faces on opposite sides, and portions of state circle meeting white faces at the endpoints of the ideal vertices. This is why the vertices are 4-valent.

The careful reader may notice we have not discussed the *nonprime arcs* in the polyhedral decomposition in [Futer et al. 2013]. This is because in Montesinos links, nonprime arcs only occur between adjacent negative tangles; see [Futer et al. 2013, Lemma 8.7]. We focus on $++-$ and $+--$ links, which have no adjacent negative tangles. Thus these diagrams have no nonprime arcs.

We are now ready to discuss the upper polyhedron of the polyhedral decomposition of $++-$ and $+--$ Montesinos links.

Lemma 3.11. *Let K be a $++-$ Montesinos link. Then K has a reduced, admissible diagram D with upper polyhedron P_A having the following properties.*

- (1) *There is an innermost disk, denoted G , between the two positive tangles T_a and T_b .*
- (2) *There are $a_{n-1} > 0$ segments running across T_a from west to east, with east endpoints on G . Similarly, there are $b_{n-1} > 0$ segments running across T_b from west to east, with their west endpoints on G .*

- (3) If T_a contains no state circles in the interior, then all white faces in T_a are bigons. Otherwise, there are a_{n-1} bigons at the north of T_a , and a nonbigon just below. The same holds for T_b .
- (4) There is exactly one segment at the north of T_c . If T_c has only one state circle, then all white faces below that state circle in T_c are bigons.

Proof. Immediate from Lemmas 3.3 and 3.4 and the definition of P_A . □

Lemma 3.12. *Let K be a $+-+-$ Montesinos link. Then K has a reduced, admissible diagram D with upper polyhedron P_A having the following properties.*

- (1) The tangle T_b is contained in a state circle, denoted G , lying between the two positive tangles.
- (2) There are $a_{n-1} > 0$ segments running across T_a from west to east, with east endpoints on G . Similarly, there are c_{n-1} segments running across T_c from west to east, with west endpoints on G .
- (3) If T_a has no state circles in the interior, then all white faces are bigons. Otherwise, there are a_{n-1} bigons at the north of T_a , and a nonbigon just below. Similarly for T_c .
- (4) There is exactly one segment at the north of T_b . If T_b has only one state circle, then all white faces below that state circle in T_b are bigons. Similarly for T_d .

Proof. Again immediate from Lemmas 3.3 and 3.4. □

Remark 3.13. In many of the figures below, for simplicity, we omit the step above of erasing a small portion of the graph near each segment, and just draw the tentacles without accurately portraying the ideal vertices of the diagram.

Essential product disks. By [Futer et al. 2013], the problem of bounding volumes of A -adequate links can be reduced to the problem of finding essential product disks in the upper polyhedron.

Definition 3.14. An *essential product disk (EPD)* in the upper polyhedron is a properly embedded essential disk in P_A whose boundary consists of two arcs in two shaded faces, and two points where the boundary meets the parabolic locus.

We consider the boundary of an EPD, which we will draw into the diagram of P_A . Figure 9 depicts a portion of the diagram of P_A with the boundary of an EPD. Given an EPD E in P_A , we generally pull ∂E into a *normal square*. A normal square is a disk D in normal form, with ∂D intersecting P_A in exactly four arcs. We will only need the special kinds of normal squares described in the next lemma.

Lemma 3.15 [Futer et al. 2013, Lemma 6.1]. *Let D be a diagram of a Montesinos link with an EPD, E , embedded in the upper polyhedron. Then ∂E can be pulled off the parabolic locus to give a normal square in P_A such that*

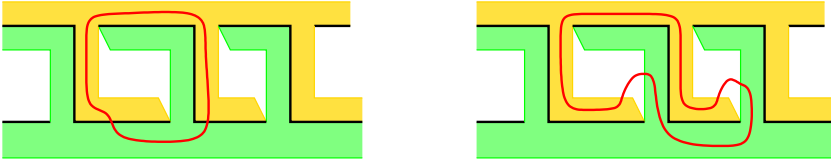


Figure 9. A portion of the upper polyhedron containing an EPD, showing the boundary before (left) and after (right) pulling into a normal square.

- (1) *two opposite sides of the square run through shaded faces, which we color green and gold, with endpoints of each side on distinct edges of P_A ;*
- (2) *the other two edges of the square run through white faces, and cut off a single vertex of the white face (these are the white sides of the normal square);*
- (3) *the single vertex of the white face that is cut off by a white side of ∂E forms a triangle, so that when moving clockwise the edges of the triangle are colored gold, white, and green.*

Given an EPD E in P_A , two edges of the square run through shaded faces; we may choose how we color these faces green and gold. Then by property (3) of Lemma 3.15, we may force the triangles formed by the white faces to be oriented accordingly. Notice that the orientation given in property (3) will force the white edges to occur at tails of gold tentacles and heads of green. Figure 9, right, depicts a normal square in P_A oriented as in the above lemma.

Complex essential product disks. Recall that we are attempting to bound volumes of Montesinos links. A bound on volume is given by Equation (1), originally from [Futer et al. 2013, Theorem 9.3], which applies to reduced, admissible diagrams of hyperbolic Montesinos links. The term $\|E_c\|$ appears in this equation; we define it in this section. We also determine further information about EPDs in P_A and their relationships to each other.

Definition 3.16. Let S be a surface in P_A . A *parabolic compression disk* for S is an embedded disk E in P_A such that

- (i) $E \cap S$ is a single arc in ∂E ;
- (ii) the rest of ∂E is an arc in ∂P_A that has endpoints disjoint from the parabolic locus P and that intersects P in exactly one transverse arc;
- (iii) $E \cap S$ is not parallel in S to an arc in ∂S that contains at most one component of $S \cap P$.




Figure 10. A parabolic compression: arc of parabolic compression disk (left) and two new EPDs (right).

Figure 10, left, shows a portion of a diagram of P_A . The red line represents the boundary of an EPD D . There is a parabolic compression disk E for D . The dashed red line shows the arc as in part (ii) of the above definition.

Definition 3.17. If D is an EPD in P_A with a parabolic compression disk E for D , then surgering D along E will produce a pair of new EPDs, D' and D'' . We say that D and $D' \cup D''$ are *equivalent under parabolic compression*.

Figure 10, right, shows the two new EPDs D' and D'' obtained from the disk D in the left part of the figure. These new disks are equivalent to D under parabolic compression.

Definition 3.18. An essential product disk D in P_A is called

- (1) *simple* if D is the boundary of a regular neighborhood of a white bigon face of P_A ,
- (2) *semisimple* if D is equivalent under parabolic compression to a union of simple disks (but D is not simple),
- (3) *complex* if D is neither simple nor semisimple.

We see that the EPDs in the right half of Figure 10 are simple and the EPD in the left half is semisimple. The following lemma identifies semisimple EPDs more generally, using a diagrammatic condition.

Lemma 3.19. *Let D be an essential product disk in P_A that is not simple. Then D is semisimple if its boundary bounds a region in the projection plane that contains only bigon white faces of P_A .*

Proof. Suppose D is an EPD in P_A whose boundary contains only white bigon faces on one side, say the inside. The boundary of D must run through two shaded faces with two colors, say green and gold, and it switches between colors by running over an ideal vertex v . Because there are only bigon white faces to the inside, the white face adjacent to v must be a bigon. The bigon face must have edges also meeting green and gold shaded faces. Thus there is an arc with endpoints on ∂D running through the ideal vertex of the bigon opposite v . See Figure 11.

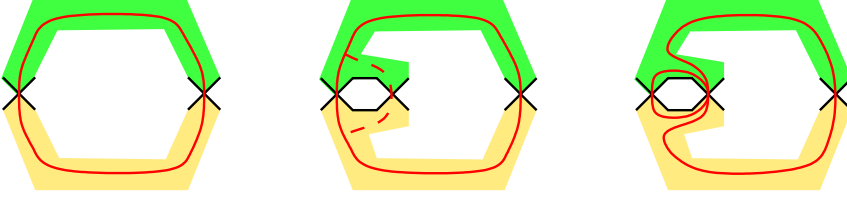


Figure 11. An EPD bounding bigons to the interior, left, must have ideal vertex adjacent to a bigon, middle, which allows us to parabolically compress, right.

This arc defines a parabolic compression disk for D . Thus D is equivalent under parabolic compression to two EPDs, one encircling the bigon, and one, D' , whose boundary agrees with D except excludes this bigon. Now D' is an EPD bounding one fewer bigon in its interior. We may repeat the above process, compressing off another bigon. There are finitely many bigons in this region, so we continue until there is only one left. Then D is equivalent under parabolic compression to the union of simple EPDs. \square

Lemma 3.20 [Futer et al. 2013, Lemma 5.8]. *There exists a set $E_s \cup E_c$ of essential product disks in P_A such that*

- (1) E_s is the set of all simple disks in P_A ;
- (2) E_c consists of complex disks, and further, E_c is minimal in the sense that no disk in E_c is equivalent under parabolic compression to a subcollection of $E_s \cup E_c$;
- (3) E_c is also maximal in the sense that if any complex disks are added to E_c , then E_c is no longer minimal.

We take Lemma 3.20 as a definition of the minimal set E_c . The number of EPDs in E_c is denoted $\|E_c\|$. This is the term we wish to bound in Equation (1). It is not easy to tell directly from Definition 3.16, Definition 3.17, and Lemma 3.20 whether a set of complex disks E_c is minimal. The following lemma provides an easier way to characterize minimality.

Lemma 3.21. *Let E_s be the set of all simple EPDs in P_A , and let E_1 and E_2 be EPDs in P_A . Then E_2 is equivalent under parabolic compression to a subcollection of $E_s \cup E_1$ if ∂E_1 and ∂E_2 differ only by white bigons, i.e., one of the regions S bounded by ∂E_1 and one of the regions T bounded by ∂E_2 are such that $(S \cup T) \setminus (S \cap T)$ contains no nonbigon white faces.*

Proof. Consider first the case that ∂E_1 and ∂E_2 do not intersect. If S and T are disjoint, then both ∂E_1 and ∂E_2 bound disjoint regions containing only white bigon

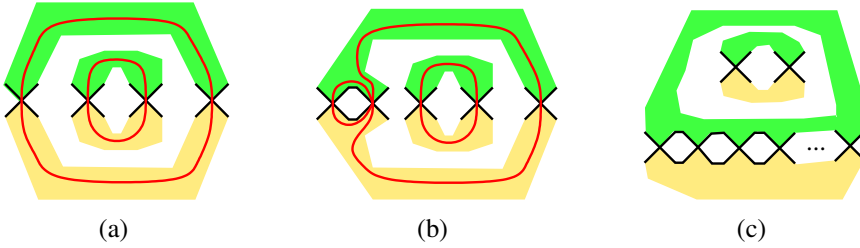


Figure 12. Region between disjoint ∂E_1 and ∂E_2 consists of bigons.

faces, so both E_1 and E_2 are semisimple. Thus E_2 is equivalent under parabolic compression to EPDs in E_s alone; hence it is equivalent to a subcollection of $E_s \cup E_1$.

If ∂E_1 and ∂E_2 do not intersect, but S and T are not disjoint, then $(S \cup T) \setminus (S \cap T)$ is an annular region of the projection plane between ∂E_1 and ∂E_2 , and no nonbigon white faces lie in this region. This is shown in Figure 12(a).

Focus on the left-most vertex, on ∂E_1 . By Lemma 3.10, P_A is checkerboard colored; hence the face to the right of this vertex is a white face. Therefore, either this face lies inside ∂E_1 and ∂E_2 , and the two EPDs both meet this ideal vertex, or the face to the right must be a bigon. If the face is a bigon, we find a parabolic compression disk whose parabolic compression arc is the line running from ∂E_1 through the opposite vertex of the bigon. Therefore, ∂E_1 is parabolically compressible to a union of two EPDs, one of which is simple, as in Figure 12(b). Replace E_1 with the other EPD. Then we are in the same situation as before, only with one fewer bigon between boundaries of the EPDs. Repeat, compressing off bigons until there are no more. We obtain a finite chain of bigons, which must connect with one of the other three vertices in the figure. In Figure 12(c), the chain connects to the other vertex on ∂E_1 . However, this creates a contradiction, since a curve following the arc of the boundary of E_1 through the green, then running across the tops of the bigons in the green, gives a simple closed curve that does not bound a disk in the green face. This contradicts the fact that each shaded face of P_A is simply connected. Therefore the chain must connect with one of the vertices on ∂E_2 . (Note this implies also that the faces that ∂E_1 and ∂E_2 meet must both be the same color, gold and green, as we have illustrated in the figures.) The same process may be repeated for the other two vertices. Then the faces between ∂E_1 and ∂E_2 consist of strings of adjacent bigons; hence E_1 is equivalent under parabolic compression to a subset of $E_s \cup E_2$.

Now suppose ∂E_1 and ∂E_2 intersect. In this case the region $(S \cup T) \setminus (S \cap T)$ consists of one or more connected components. Take one of these connected components, say H . Then ∂H consists of an arc of ∂E_1 and an arc of ∂E_2 , with two intersections of ∂E_1 and ∂E_2 . Suppose these intersections both take place in

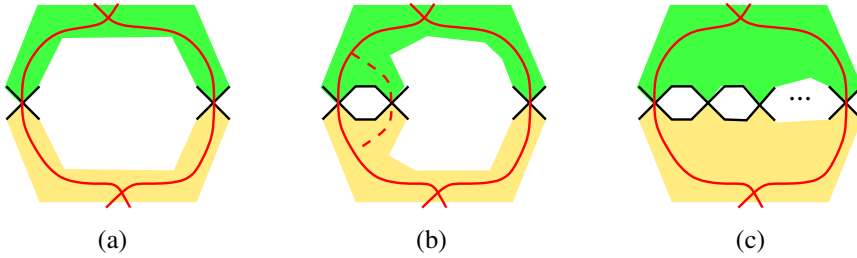


Figure 13. When ∂E_1 and ∂E_2 are not disjoint.

the green face. Since the green face is simply connected, we can push E_1 and E_2 to remove both of these intersections.

Thus we assume that the intersections of ∂E_1 and ∂E_2 occur in two different faces, green and gold as in Figure 13(a). Here the black lines represent edges of P_A . As before, by Lemma 3.10, the boundary of an EPD can only move from one colored face to another at an ideal vertex of P_A . Suppose H is the region in the middle of this figure, so there are no nonbigon white faces in this region. The face just to the right of the vertex at the left of the figure is a white face, which must be a bigon, as in Figure 13(b). Also shown is a compression arc corresponding to a parabolic compression disk for E_1 . Therefore E_1 is equivalent under parabolic compression to two new EPDs, one of which is simple. Then we can repeat this process, compressing off simple EPDs in a chain until the chain connects to the other vertex of P_A (Figure 13(c)). Thus in this region, E_1 is equivalent under parabolic compression to a subset of $E_s \cup E_2$. Repeat the above arguments for each connected component of \mathcal{H} . We either push the intersections off, or compress bigons off of E_1 until E_1 is equivalent to a subset of $E_s \cup E_2$. \square

Using Lemma 3.21 we may more easily find a minimal set E_c and therefore calculate $\|E_c\|$. For certain Montesinos links, $\|E_c\|$ is already known.

Theorem 3.22 (Futer, Kalfagianni, and Purcell [Futer et al. 2013, Proposition 8.16]). *Let $D(K)$ be a reduced, admissible, nonalternating Montesinos diagram with at least three positive tangles. Then $\|E_c\| = 0$.*

Finding complex EPDs. We now want to bound $\|E_c\|$ for classes of Montesinos links that do not fit under the umbrella of Theorem 3.22. We will do so directly by finding a minimal spanning set of complex EPDs in P_A . The following results show how we might begin to look for complex EPDs.

Lemma 3.23. *Let $D(K)$ be a reduced, admissible, A -adequate, nonalternating Montesinos diagram. Let E be a complex EPD in P_A . Then either*

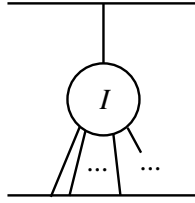


Figure 14. A negative tangle with slope $-1 \leq q \leq -\frac{1}{2}$.

- (1) ∂E runs through a negative tangle N_i of slope $-1 \leq q \leq -\frac{1}{2}$, along segments of H_A that connect a single state circle, I , to the north and south sides of the tangle, as in Figure 14, or
- (2) there are exactly two positive tangles P_1 and P_2 , and ∂E runs along segments of H_A that run through P_1 and P_2 from east to west.

Proof. By [Futer et al. 2013, Corollary 6.6], ∂E runs over tentacles adjacent to segments of a 2-edge loop in \mathbb{G}'_A . Further, Lemma 8.14 of that paper gives three possible forms of 2-edge loops in G_A . The first form of loop from that lemma corresponds to crossings in a single twist region, in which the all- A resolution is the short resolution. By [Futer et al. 2013, Lemma 5.17], we may remove all bigons in the short resolution of a twist region without changing $\|E_c\|$. Therefore we may ignore such loops. For a 2-edge loop of the second form, [Futer et al. 2013, Lemma 8.15] gives that ∂E must run through I . (Notice that the first paragraph in the proof of that lemma, proving this fact, does not use the hypothesis that $D(K)$ has at least three positive tangles.) Finally, a 2-edge loop of the third form runs over exactly two positive tangles. \square

Notice Lemma 3.23 also applies to an EPD that has been pulled into a normal square. This is because we can pull an EPD E into a normal square without changing the segments that ∂E runs along.

Definition 3.24. A type (1) EPD is an EPD in P_A described by Lemma 3.23(1); similarly for a type (2) EPD.

By Lemma 3.23, every complex EPD in a Montesinos link must be either type (1) or type (2). This is not true for EPDs in general. Note also that an EPD may be both types (1) and (2).

The following lemma gives further information about type (1) EPDs and follows from the proof of [Futer et al. 2013, Proposition 8.16].

Lemma 3.25. *Let K be a $++-$ or a $+--$ Montesinos link, and let E be a type (1) complex EPD in P_A as in Lemma 3.23, with the innermost disk I colored green, and E pulled into a normal square as in Lemma 3.15. Then the arcs of ∂E running over a white face may occur only in the following places:*

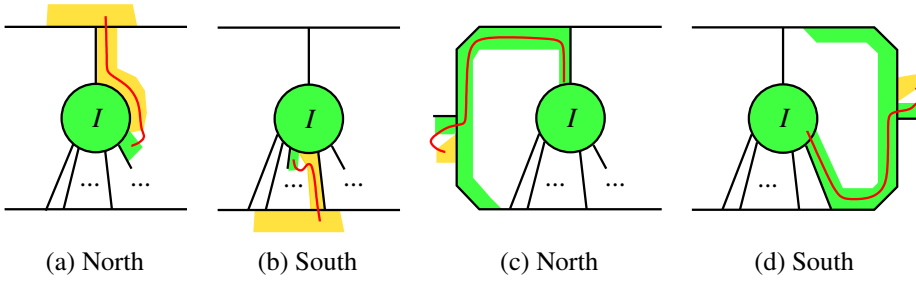


Figure 15. Type (1N) and (1S) and type (2N) and (2S) white edges.

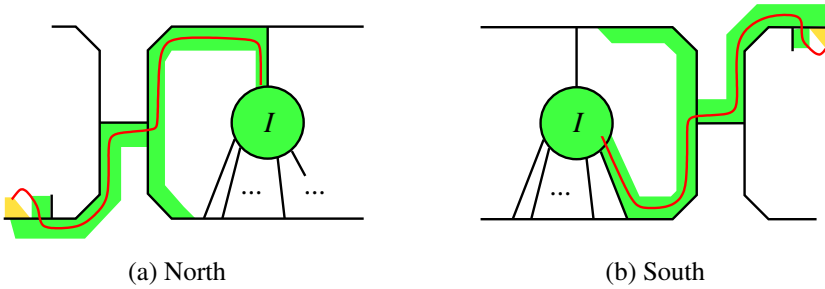


Figure 16. Type (3N) and (3S) white edges.

- (1) On the innermost disk I , either at the tail of a tentacle running to I from the north or from the south, as in Figures 15(a) and 15(b).
- (2) At the head of a tentacle running out of the negative block containing I , if ∂E runs from I to an adjacent positive tangle, as in Figures 15(c) and 15(d).
- (3) On the next adjacent negative block, if ∂E runs downstream from I to an adjacent positive tangle, then across a segment spanning the positive tangle east to west, and then downstream across the outer state circle of the next negative block. See Figure 16. This situation cannot occur for $++-$ links.

We will call these white arcs of types (1N), (1S), (2N), (2S), (3N), and (3S). Lemma 3.25 requires that I be colored green. However, recall that given an EPD, we may choose how to label faces green and gold. Hence classifying all type (1) EPDs will involve considering only the combinations resulting from the lemma.

Proof. See [Futer et al. 2013, Proposition 8.16]. In that proof, there are five types of arcs in white faces. However, types (4) and (5) require nonprime arcs, and we do not have any nonprime arcs in our diagrams. Notice that for a type (3) arc, we must have a string of tangles $-+-$ moving either east or west, where the first negative tangle is the one containing I . This string of tangles cannot occur in a Montesinos

link with two positive tangles and one negative tangle. Thus $++-$ links may only have types (1) and (2) white edges. \square

We will often obtain information about a complex EPD E by the following argument. Suppose E is pulled into a normal square with ∂E running through a given white face, cutting off a triangle. For any given white side, the two shaded faces met by ∂E can originate only at a few locations, which can be determined by considering the forms of the polyhedra as in Lemmas 3.11 and 3.12, and the A -resolutions of the tangles. By considering locations where the faces originate, we can identify ∂E . The following lemma is also useful.

Lemma 3.26 (Two-face argument). *Let E be a normal square such that ∂E meets shaded faces F_1 and F_2 at one arc in a white face W_1 , and meets shaded faces F_1 and F_3 in another arc in a white face W_2 . Then $F_2 = F_3$. Moreover, up to isotopy there is a unique embedded arc from W_1 to W_2 running through $F_2 = F_3$, and ∂E must follow this arc.*

Proof. The fact that $F_2 = F_3$ is obvious, since a normal square only runs through two shaded faces. The fact that there is a unique arc from W_1 to W_2 in F_2 follows from the fact that shaded faces are simply connected. \square

4. Bounds on essential product disks

The main results of this section are Propositions 4.3 and 4.6, which bound $\|E_c\|$ for $++-$ and $+--+$ Montesinos links, respectively. We prove these by looking first for complex EPDs that are of type (1), then for those that are not of type (1), which must necessarily be type (2).

The $++-$ case.

Lemma 4.1. *Let K be a $++-$ link with reduced, admissible diagram $D(K)$. Then there are only two type (1) complex EPDs in P_A , one with white faces of type (1N) and (1S) as shown in Figure 17(b), and the other with white faces of type (2N) and (1S) as shown in Figure 19(c).*

Proof. Let E be a type (1) complex EPD in P_A . Pull E into a normal square with two white edges as in Lemma 3.15. Lemma 3.25 tells us all the possible locations for white edges of ∂E . These possibilities are labeled (1N), (1S), (2N), and (2S). We must have one white edge north and one south. Therefore we must check only the following four combinations.

White edges (1N), (1S). By the notation (1N), (1S), we mean that our two white edges are described by type (1N) and type (1S) in Lemma 3.25. In this case, our EPD must have a portion as in Figure 17(a). By the two-face argument (Lemma 3.26), the faces to the north and south, colored gold and magenta, must agree. Therefore,

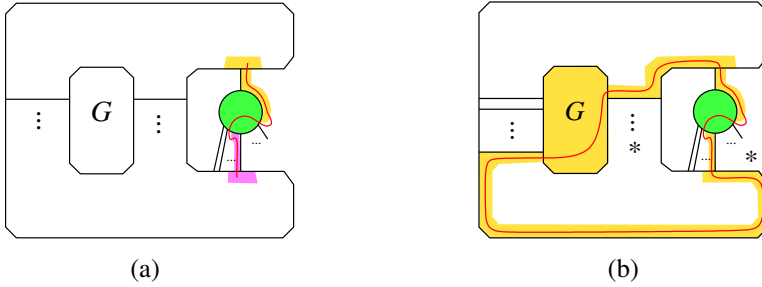


Figure 17. An EPD with white edges of type (1N) and (1S).

they must originate in the same innermost disk. We now consider where these faces might originate.

The face from the south, labeled magenta, must run around the bottom of the diagram on the inside, and therefore originate in the positive tangle T_a , or in the state circle G between T_a and T_b if T_a contains no state circles. The face from the north, labeled gold, runs from T_b , and therefore originates in G . Thus both originate in G and T_a contains no state circles. This is shown in Figure 17(b). Here ∂E may bound white faces that are not bigons on both sides, where indicated by an asterisk in the figure. Thus this may be a complex EPD.

White edges (1N), (2S). The boundary of an EPD with white edges of type (1N) and (2S) will be as in Figure 18(a), with the EPD following a green tentacle wrapped around the south of the diagram on the outside. A white edge of type (2S) requires that T_c has only one state circle, so that there are no nonbigons in T_c .

Now, the gold tentacle meeting I from the north originates in G . The gold tentacle meeting the green on the far west of the diagram will originate in T_a or in G ; since the gold only has one innermost disk from which it originates, this must be G . From G , the gold face reaches the type (1N) white edge by running across T_b ; but it may reach the (2S) white edge by running across either T_a or T_b . Therefore there are two possible EPDs, shown in Figures 18(b) and 18(c). In each

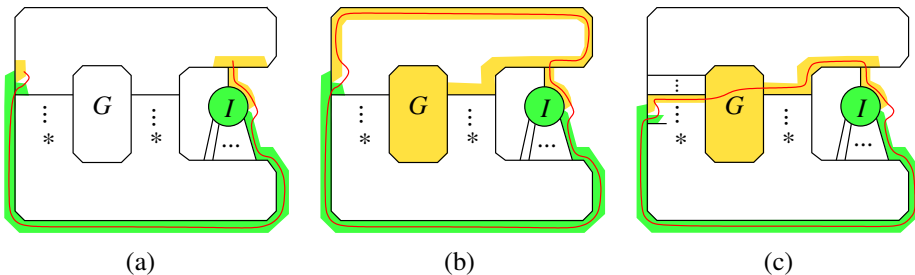


Figure 18. Semisimple EPDs with white edges of type (1N) and (2S).

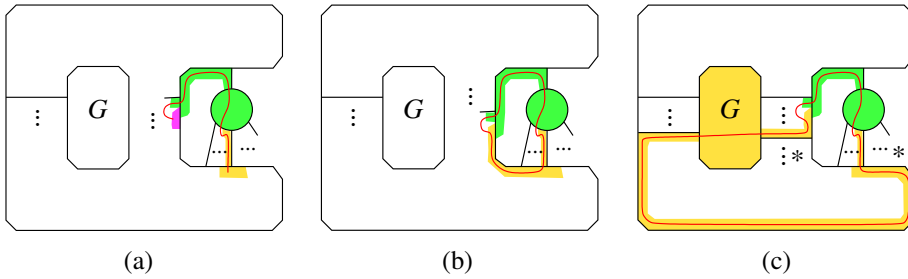


Figure 19. EPDs with white edges of type (2N) and (1S).

of these figures the only places where nonbigons may occur in the diagram are indicated by an asterisk. Note each of the EPDs bounds only bigons on one side, so they are both semisimple.

White edges (2N), (1S). A normal square with white edges (2N) and (1S) will have a diagram as in Figure 19(a). The gold face to the south wraps around the bottom of the diagram and originates in T_a or in G . The magenta face to the west, inside T_b , must either originate in T_b , or in G , or it is the same tentacle as the gold to the south.

Suppose first that the magenta face to the west is the same tentacle as the gold to the south of T_c . Then as shown in Figure 19(b), the EPD follows this tentacle from gold to the south to the tip of the face to the west, and the EPD is semisimple, encircling only bigons of T_c .

So suppose these are not the same tentacle. Since they lie in the same face, by Lemma 3.26, both must originate in G , as in Figure 19(c). Thus T_a has only bigon faces, but T_b and T_c might have nonbigon faces. The location of nonbigon faces is indicated by asterisks. Note that this may give a complex EPD.

White edges (2N), (2S). The (2N) and (2S) white edges give a diagram as in Figure 20(a). Note the gold and magenta faces must actually be the same face. We determine where gold and magenta tentacles may originate. This case is somewhat more complicated than the previous three. The magenta may originate in T_b or in G , or the magenta tentacle may agree with the tentacle running around the south of the diagram, and therefore originate at the furthest southwest state circle of T_a , or in G if T_a has no state circles. The gold may originate in G and run east to wrap around the north of the diagram, may originate in G and run west across a single segment in T_a , or may originate in T_a . Putting this information together, noting that gold and magenta originate in the same place (Lemma 3.26), we find that the face either originates in G , or in the far southwest state circle in T_a .

If the face originates in G there are four different possible diagrams, depending on whether gold or magenta run east or west, shown in Figures 20(b)–(e). If the

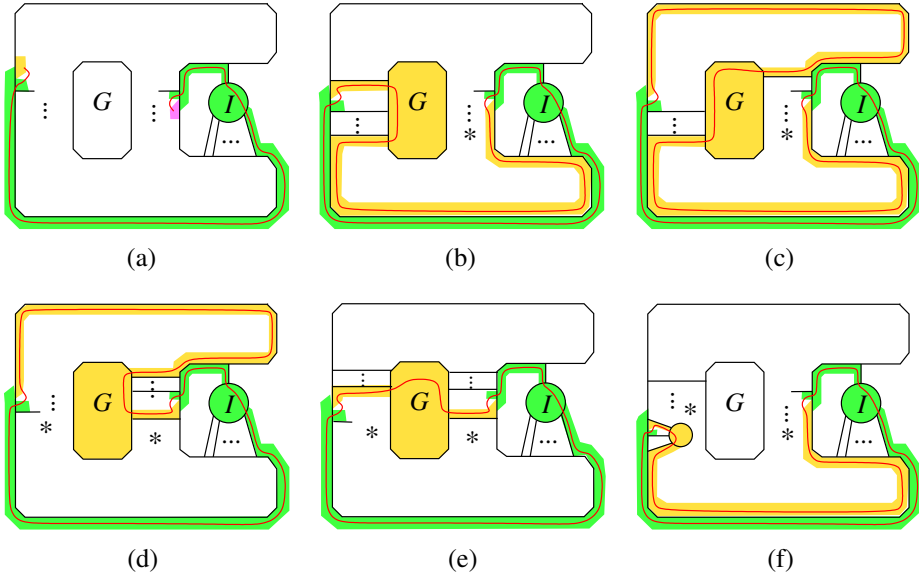


Figure 20. EPDs with white edges of type (2N), (2S).

face originates in T_a the diagram is as in Figure 20(f). Note that all of the EPDs pictured bound only bigons on one side, and therefore are semisimple.

This concludes the search for type (1) complex EPDs in P_A . The complex EPDs are depicted in Figures 17(b) and 19(c). \square

Lemma 4.2. *Let K be a $++-$ link with reduced, admissible diagram $D(K)$. Then the only possible complex EPDs in P_A which are not of type (1) are those shown in Figures 23(c) and 23(d).*

Proof. Let E be a complex EPD in P_A that is not type (1); then E must be type (2). Therefore, ∂E runs along segments across both T_a and T_b . Each such segment has an endpoint on the innermost disk G . Since we may choose how to label the colors an EPD runs through, we choose to color the face bounded by G gold. By Lemma 3.15, we may pull E into a normal square with white sides at tails of the gold tentacles, and heads of the green.

For convenience, call the segment on the west α and the one on the east β . A priori, ∂E may run along either the north or south sides of these segments. However, by labeling G gold, we may restrict to the case that ∂E runs along the south of α and the north of β . This is because white sides occur at tails of gold and heads of green. There are no heads of any tentacles adjacent G , except those which run from innermost disk G itself, which are gold, so there can be no white sides adjacent G . Thus ∂E must run away from G through gold tentacles, which run south of α and north of β .

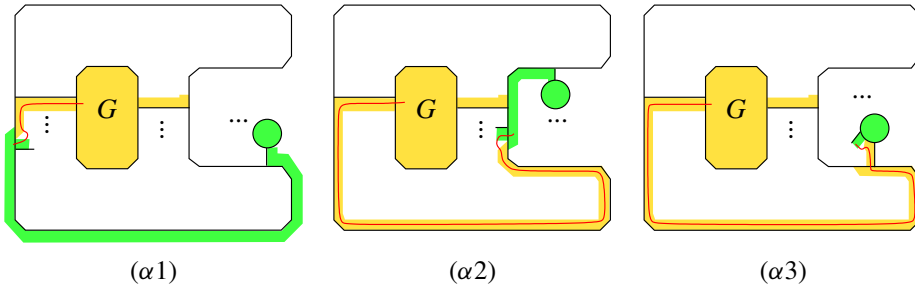


Figure 21. ∂E runs through a gold face across the south of α ; shown are possible locations of white sides.

Tentacles running along the south side of α and the north side of β both originate in G . To find ∂E , we must look for a white side downstream from both α and β , and these must occur at a tail of a gold tentacle.

We have three possibilities for the location of the white side downstream from α :

- ($\alpha 1$) The tentacle on the south side of α terminates in T_a . In this case the white side lies in T_a , and meets the head of a green tentacle coming from a tentacle originating in the far southeast of T_c . See Figure 21($\alpha 1$).
- ($\alpha 2$) The tentacle runs out of T_a , across the entire south of the diagram, and ∂E follows it to where it terminates in T_b . The white side lies in T_b , and meets a green tentacle originating in the far northwest of T_c . See Figure 21($\alpha 2$).
- ($\alpha 3$) The tentacle runs across the south of the diagram, meeting the head of a new gold tentacle in T_c , and ∂E runs into T_c . Such a tentacle must terminate on a state circle in T_c , and so the white side is in T_c , meeting a green tentacle in T_c originating at the state circle on which the gold tentacle terminates. See Figure 21($\alpha 3$).

Similarly, there are three possibilities for the white side downstream from β :

- ($\beta 1$) The tentacle across the north of β terminates in T_b , and the white side lies in T_b . It meets a green tentacle originating at the state circle in the far northwest of T_c . See Figure 22($\beta 1$).
- ($\beta 2$) The tentacle across the north of β runs all the way around the north of the diagram, terminating in T_a , and ∂E follows this tentacle to T_a . The white side lies in T_a , and meets a green face with head on the tentacle running across the bottom of the diagram, originating in the far southeast state circle of T_c . See Figure 22($\beta 2$).
- ($\beta 3$) The tentacle across the north of β runs around the north of the diagram, but ∂E follows a new tentacle into T_c . This tentacle terminates on a state circle in T_c ,

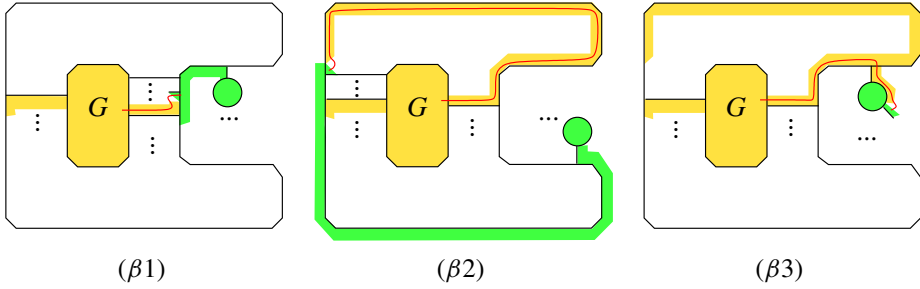


Figure 22. ∂E runs through a gold face across the north of β ; shown are possible locations of white edges and origins of the green tentacles they meet.

and the white side must be in T_c , connecting to a green face that originates in this state circle. See Figure 22($\beta 3$).

The above give nine possible combinations, which we reduce. Note that in order for ($\alpha 1$) to combine with ($\beta 1$) or ($\beta 3$), there can only be one state circle in T_c and ∂E must run over it. This means E is a type (1) EPD, contradicting assumption. An identical argument rules out ($\alpha 2$) combined with ($\beta 2$), and ($\alpha 3$) combined with either ($\beta 1$) or ($\beta 3$).

We work through the remaining combinations. First, ($\alpha 1$) and ($\beta 2$), shown in Figure 23(a), gives rise to a semisimple EPD. Similarly, ($\alpha 3$) and ($\beta 2$), shown in Figure 23(b), gives a semisimple EPD. The combination ($\alpha 2$) combined with ($\beta 1$) may give a complex EPD, as does ($\alpha 2$) combined with ($\beta 3$). These are shown in Figures 23(c) and 23(d). \square

Proposition 4.3. *Let K be a $++-$ link with reduced, admissible diagram $D(K)$. Then $\|E_c\| \leq 1$, where $\|E_c\|$ is the number of complex EPDs required to span P_A .*

Proof. To obtain the desired result, we need to show that if E and E' are two complex EPDs in P_A , then E' is equivalent under parabolic compression to a subset of $E \cup E_s$.

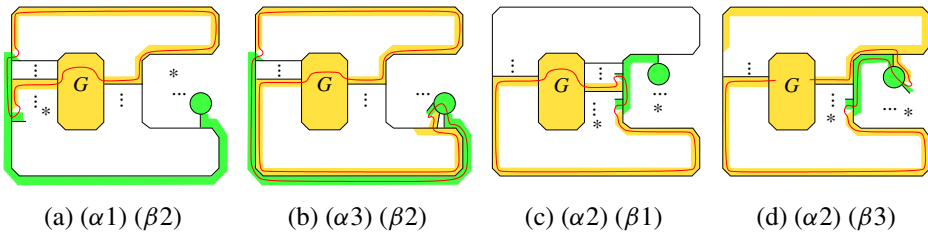


Figure 23. Possibilities for ∂E running over the south of α and the north of β .

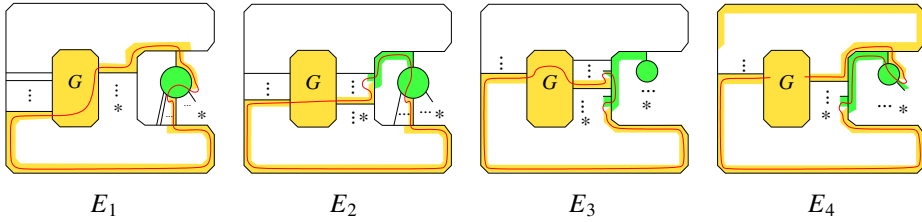


Figure 24. All complex EPDs in P_A for a $+-+$ link.

In Lemmas 4.1 and 4.2, we found all possible complex EPDs in P_A . They are shown in Figures 17(b), 19(c), 23(c), and 23(d), which we reproduce for convenience in Figure 24. Denote the four complex EPDs by E_1 , E_2 , E_3 , and E_4 , as illustrated. We compare these pairwise.

First consider E_1 and E_2 . Note both EPDs run over the southernmost segment of T_a . In T_b , E_1 runs over the northernmost segment, and E_2 runs over a segment besides the northernmost one that still spans T_b . Note they both run from the segment spanning T_b to the north of T_c , and so there are only bigons in T_b between them. In T_c , then run from north to south, and either one may run down any segments connecting the state circle I to the state circle on the south side of T_c . From there, both run along the inside south face, back to the southernmost segment of T_a . Thus there are only bigons in T_c and in T_b between the two EPDs. Therefore by Lemma 3.21, E_1 and E_2 are equivalent under parabolic compression.

The analysis of other pairs is similar. For E_1 and E_3 , the two EPDs differ by only bigons in T_b , and bigons in T_c , including the bigon on the far west side of T_c . Similarly for E_1 and E_4 . The pair E_2 and E_3 differ only by bigons in T_b and in T_c , as do E_2 and E_4 . Finally, E_3 and E_4 differ only by bigons in T_b . So in all cases, Lemma 3.21 implies that the EPDs are equivalent under parabolic compression. \square

The $+-+ -$ case.

Lemma 4.4. *Let K be a $+-+ -$ link with reduced, admissible diagram $D(K)$. Then a type (1) complex EPD in P_A is equivalent to one with white edges of type (1N) and (1S), shown in Figure 25(b), or of type (2N) and (1S), shown in Figure 28(c), or of type (3N) and (2S), shown in Figure 32(b).*

Proof. For E a type (1) complex EPD in P_A , we pull E into a normal square with two white edges (Lemma 3.15). Since E is type (1), ∂E runs through a negative tangle from north to south. We may assume, after possibly taking a cyclic permutation, that ∂E runs through T_d . Lemma 3.25 tells us all the possible locations for white edges of ∂E . These possibilities are labeled (1N), (1S), (2N), (2S), (3N), and (3S). Since ∂E runs over the segment to the north and a segment to the south of the state circle I in T_d , there are nine combinations to check.

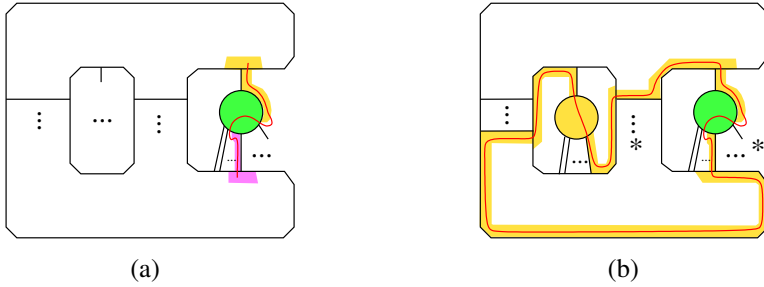


Figure 25. For $+-+-$ link, edges of type (1N) and (1S); possible complex EPD shown in (b).

White edges (1N), (1S). By the notation (1N), (1S), we mean that our two white edges are described by type (1N) and type (1S) in Lemma 3.25. Our EPD must have white edges as in Figure 25(a). By Lemma 3.26, the gold and magenta faces shown must agree. The magenta tentacle has its head on the tentacle that wraps all the way around the bottom of the diagram. This tentacle either originates in the far southwest state circle of T_a , or if T_a has no state circles, from the far northwest state circle of T_b . The gold tentacle has its head on the tentacle that wraps around the inside of the top of the diagram; it must run over a segment connecting east to west of T_c , and originates in the far southwest state circle of T_b . For these originating state circles to be the same, there must be only one state circle in T_b , and gold and magenta must originate there. Thus there are no state circles in T_a . This results in the diagram pictured in Figure 25(b). This diagram may contain nonbignon white faces where indicated by an asterisk, so this EPD may be complex.

White edges (1N), (2S). In this case, ∂E must run over faces of P_A that look like Figure 26(a). Since a white edge is of type (2S), we only have one state circle in T_d . The gold tentacle in this figure has its head on the tentacle running across the inside-top of the diagram; this originates in the furthest southeast state circle of T_b . By Lemma 3.26, the magenta tentacle must originate from the same state

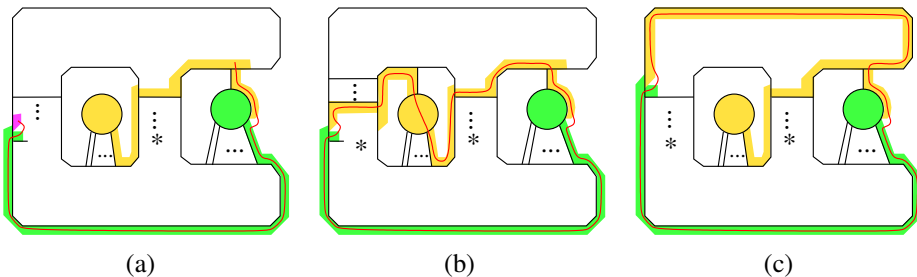


Figure 26. White edges of type (1N) and (2S).

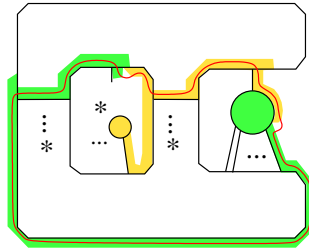


Figure 27. White edges of type (1N) and (3S).

circle. However, the magenta tentacle either originates in T_a , or runs through T_a and originates in the northwest of T_b , or runs across the inside-top of the diagram and originates in the southeast of T_b . Originating in T_a is impossible, but the other two options are both valid, provided in the case the face originates in the northwest of T_b there is only one state circle in T_b . These two valid options result in Figures 26(b) and 26(c), respectively. Note the EPD in Figure 26(c) bounds a single bigon on the outside, and so is simple. In Figure 26(b), nonbigons can only occur where indicated by an asterisk. This EPD is semisimple.

White edges (1N), (3S). White edges of type (1N) and (3S) produce a diagram as in Figure 27. Because a white edge is of type (3S), T_d must have only one state circle. In this case, both gold tentacles originate in the southeast corner of the tentacle T_b , as shown, and only one diagram is possible. White faces that are not bigons may occur only where indicated by an asterisk. Notice that the outside of ∂E in this case bounds only bigons, so the EPD is semisimple.

White edges (2N), (1S). A normal square with white edges of type (2N) and (1S) will have a diagram as in Figure 28(a). The gold tentacle has its head on the tentacle wrapping all along the inside-bottom of the diagram. Thus the gold face originates in the far southwest state circle in T_a , or if T_a has no state circles, in the far northwest state circle of T_b . The magenta tentacle either originates in T_c , or

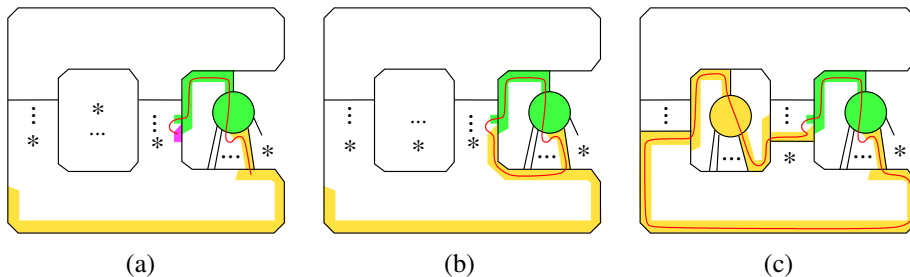


Figure 28. White edges of type (2N) and (1S).

runs from east to west in T_c and originates in the southeast corner of T_b , or it might be the same tentacle that runs across the inside-bottom of the diagram.

If the magenta tentacle is the tentacle that runs across the inside-bottom of the diagram, then we can close up ∂E in such a way that it encircles only bigons in T_d , as in Figure 28(b). Because the gold face is simply connected, this is the only way to connect ∂E up to homotopy, and so E is semisimple in this case.

Since gold and magenta must originate in the same state circle, the only remaining possibility is that both originate in T_b , so T_a contains no state circles, and in T_b , the northwest and southeast state circles agree, so T_b has only one state circle. The result is shown in Figure 28(c). Nonbigons may be present where indicated by an asterisk; the EPD may be complex.

White edges (2N), (2S). A normal square with white edges of type (2N) and (2S) has a diagram as in Figure 29(a). Notice that type (2S) forces T_d to have only one state circle. The magenta tentacle from (2S) either

- originates in T_a , or
- runs across T_a and originates in the northwest of T_b , or
- comes from the tentacle running across the inside north of the diagram, and therefore originates in the southeast of T_b .

The gold tentacle from (2N) either

- originates in T_c , or

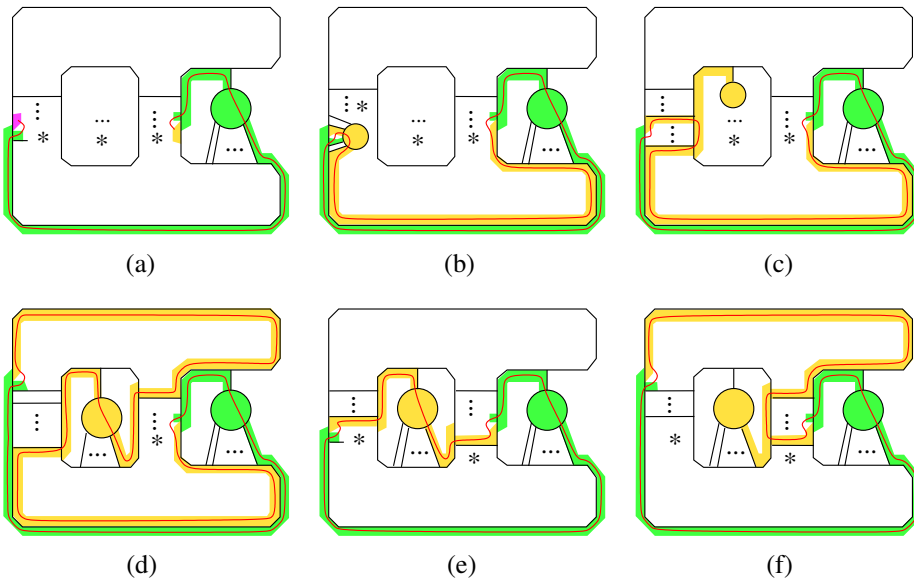


Figure 29. White edges of type (2N) and (2S).

- runs across T_c and originates in the southeast of T_b , or
- comes from the tentacle running across the inside south of the diagram, and therefore originates in the south of T_a , or
- if T_a has no state circles, comes from the tentacle running across the inside south of the diagram and originates in the northwest of T_b .

Since magenta and gold originate in the same place, (2N) cannot originate in T_c , but there are five possibilities remaining, as follows. First, gold originates in T_a ; this is shown in Figure 29(b). Note it is semisimple. Second, gold originates in T_b , the tentacle from (2N) runs around the inside south of the diagram, and the tentacle from (2S) originates in the northwest of T_b ; this is shown in Figure 29(c), and again it is semisimple. Third, gold originates in T_b , the tentacle from (2N) runs around the inside south of the diagram, and the tentacle from (2S) runs around the inside north of the diagram, as in Figure 29(d). Note this is also semisimple. Fourth, gold originates in T_b , the tentacle from (2N) runs west to east across T_c , and the tentacle from (2S) runs east to west across T_a , as in Figure 29(e), which is semisimple. Finally fifth, gold originates in T_b , the tentacle from (2N) runs west to east across T_c , and the tentacle from (2S) runs across the inside north of the diagram, as in Figure 29(f). Again this is semisimple, bounding only bigons to the outside.

White edges (2N), (3S). White edges (2N) and (3S) give the diagram in Figure 30(a). Since we have a (3S) white edge, there can be only one state circle in T_d . The magenta tentacle originates in the southeast state circle in T_b . Therefore, the gold tentacle must also originate in T_b . This can happen one of two ways: either the gold tentacle runs west to east across T_c , originating in the southeast of T_b , or the gold tentacle runs all across the inside south of the diagram, across a tentacle of T_a (which must have no state circles), and originates in the northeast of T_b (which must have exactly one state circle). These two options are shown in Figures 30(b) and 30(c). Note both bound only bigons to one side; hence both are semisimple.

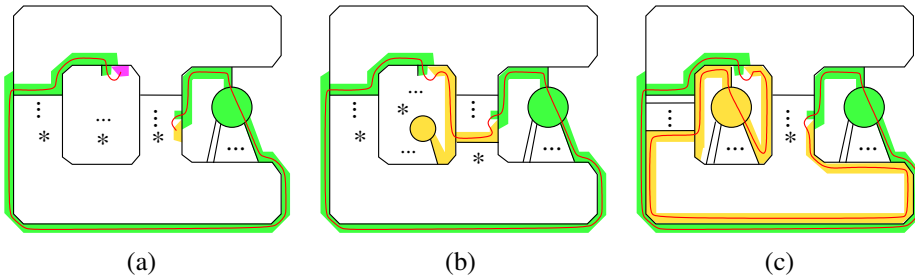


Figure 30. White edges of type (2N) and (3S).

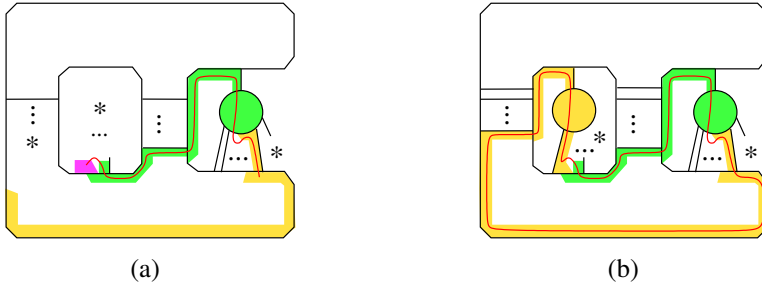


Figure 31. White edges of type (3N) and (1S).

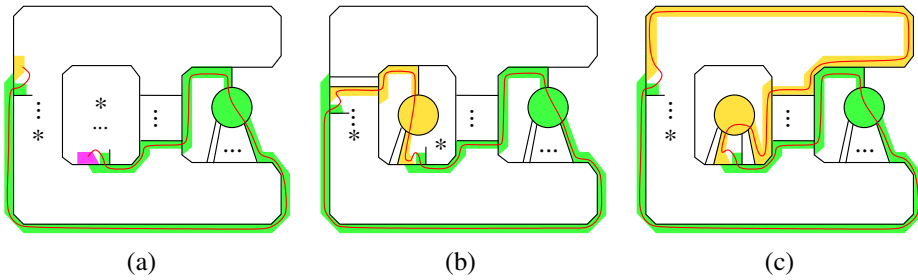


Figure 32. White edges of type (3N) and (2S).

White edges (3N), (1S). The diagram appears as in Figure 31(a). Note that a type (3N) white edge requires that T_c has no state circles. The magenta tentacle originates in T_b ; hence the gold also must originate in T_b . This means T_a has no state circles, and the gold tentacle runs across T_a , originating in the northwest of T_b . Then the magenta originates in the same circle, and the diagram is as in Figure 31(b). Note this gives a semisimple EPD.

White edges (3N), (2S). In this case, the diagram is as shown in Figure 32(a). Note that (3N) implies that T_c has no state circles, and (2S) implies that T_d has only one state circle. The magenta tentacle originates in T_b . The gold face must also originate in T_b . This is possible if either the gold tentacle runs across T_a and originates in the northwest of T_b , or the gold tentacle runs across the inside north of the diagram and originates in the southeast of T_b . The two options are shown in Figures 32(b) and 32(c). In the first case, we obtain an EPD that may be complex. In the second case, the EPD is semisimple.

White edges (3N), (3S). The case of type (3N) and (3S) is shown in Figure 33. The gold faces meeting the green tentacles must both originate in T_b , at the southeast corner. Hence the EPD is as shown; it is semisimple.

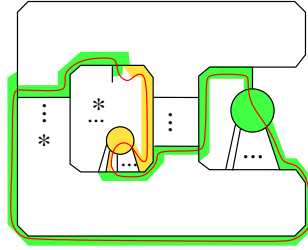


Figure 33. White edges of type (3N) and (3S).

This concludes the search for type (1) complex EPDs in P_A . The complex EPDs found are in Figures 25(b), 28(c), and 32(b). \square

Lemma 4.5. *Let K be a $+-+ -$ link with reduced, admissible diagram $D(K)$. Then there are no complex EPDs in P_A which are not type (1).*

Proof. Let E be a complex EPD in P_A that is not type (1); then E must be type (2). That is, ∂E runs along segments across both T_a and T_c . For convenience, let's call these two segments α and β . Now, ∂E may run along either the north or south sides of these segments. Therefore we have four possibilities, listed below. By Lemma 3.15, we may pull E into a normal square with white edges at tails of the gold tentacles.

Case $\alpha N, \beta N$. We interpret the notation $\alpha N, \beta N$ to mean that ∂E runs along the north side of α and the north side of β . The tentacle running along the north side of α originates in the southeast state circle in T_d . The tentacle running along the north side of β originates in the southeast state circle in T_b . These two cannot agree; hence one is green and one is gold. Say the tentacle running along α is green and the one along β is gold.

After running west to east along the north of α , ∂E must meet a white face at the head of a green tentacle. The only option is that there is a white face at the north of T_b . Similarly, after running west to east along the north of β , ∂E must meet a white face at the tail of gold. There are three options. First, if there is only one state circle in T_d , then the tentacle along the west side of T_d will be green, and ∂E could meet the head of a green tentacle on the east side of T_c . This is shown in Figure 34(a); note the result is type (1), contrary to assumption. Second, again if there is only one state circle in T_d , then ∂E could run across the north of T_d , into a tentacle in T_d , to the head of a green tentacle in T_d . This is shown in Figure 34(b). Note this is again type (1), contradicting assumption. Finally, ∂E could follow a gold tentacle all across the inside north of the diagram, meeting the head of a green tentacle in T_a . This is shown in Figure 34(c); note the result is a simple EPD.

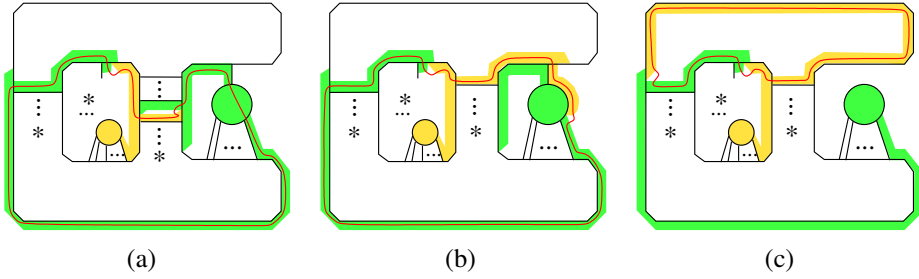


Figure 34. ∂E runs along the north of α , north of β .

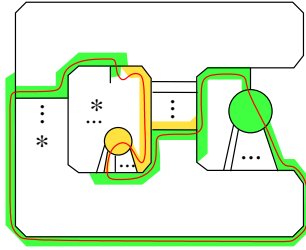


Figure 35. ∂E runs along the north of α , south of β .

Case $\alpha N, \beta S$. Again, the tentacle running over α to the north originates in the southeast state circle of T_d ; color this face green. The tentacle running over β to the south originates in the northwest state circle of T_d . Suppose first that these state circles of T_d are not the same; so we color the face running over β to the south gold. Now, as in the previous case ∂E must run east out of α to a white edge, which must be at a head of green. There is only one possible head of green, at the north of T_b , as before. However, at this white edge ∂E runs into the face originating in the southeast of T_b ; we color this face magenta. Then ∂E runs through the green, magenta, and gold faces, which are all distinct. This contradicts Lemma 3.26.

Therefore, it must be that the northwest and southeast state circles of T_d are the same, and this face is green. Note that ∂E runs from β to a white face, at the head of a green tentacle. The only way to meet the head of a green tentacle running west across β is if T_c has no state circles, β is the far south segment in T_c , and ∂E runs around the outside south of T_b to meet a white face just inside T_c . Then ∂E must be as shown in Figure 35. This is a type (1) EPD, contrary to assumption.

Case $\alpha S, \beta N$. The tentacle running over the south of α originates in the northwest state circle in T_b . The tentacle running over the north of β originates in the southeast

of T_b . If these two state circles are the same, then between α and β , ∂E must run over T_b from north to south, and E is of type (1); contradiction.

So assume the northwest and southeast state circles of T_b are distinct. Color the northwest state circle gold, and the southeast one green. After ∂E runs east to west along the gold face to the south of α , it must meet a white face at the tail of a gold tentacle. There are three ways this can happen, but we claim that all lead to a face originating in T_d and hence give rise to a distinct color. First, the gold tentacle to the south of α can terminate in T_a . In this case ∂E meets a white face in T_a and jumps to the tentacle running around the outside south of the diagram. This face originates in the southeast of T_d . So suppose, second, the gold tentacle south of α runs all along the inside south of the diagram, and ∂E follows it to where it terminates, in T_c . Then it jumps to a green tentacle originating in the northwest of T_d . So finally, suppose the gold tentacle south of α runs along the inside south of the diagram, but ∂E follows a new gold tentacle from the south of T_d into T_d . Then this tentacle has its tail on a state circle in T_d , which must be where the green face originates. All three options require the green face to originate in T_d and in T_b , which is impossible.

Case $\alpha S, \beta S$. As in the previous case, the tentacle on the south of α originates in the north of T_b . The tentacle on the south of β originates in the north of T_d . Color the tentacle south of α gold, and the one south of β green. Note that ∂E , after running east to west along β , must run to a white edge at the head of a green tentacle. The only way this is possible is if T_c contains no state circles, and β is the segment at the far south of T_c . The white face must occur at the south of T_b , jumping from the head of a green tentacle to the tail of a gold tentacle. This gold tentacle originates in a state circle in T_b . This state circle must agree with the origin of the gold tentacle at the south of α . In order to form an EPD that is not of type (1), ∂E must run over the far west side of T_b , as in Figure 36(a).

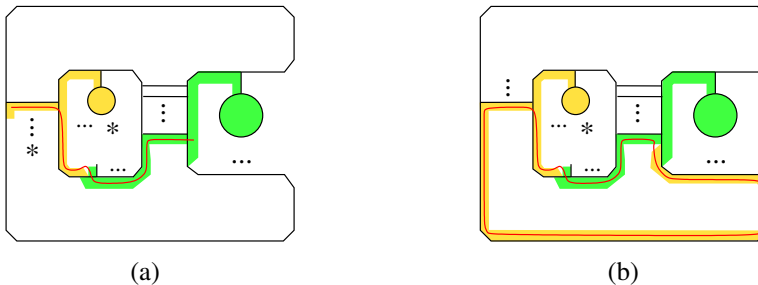


Figure 36. ∂E runs along the south of α , south of β .

Now after ∂E runs east to west along the south of α , it must run to the tail of a gold tentacle and the head of a green. Just as in the previous case, there are three possibilities: the gold tentacle terminates in T_a , the gold tentacle runs all along the inside south of the diagram and terminates in T_c and ∂E follows it to T_c , or the gold tentacle runs along the inside south of the diagram, but ∂E follows a new gold tentacle into T_d . The first and last cases can only happen if there is just one state circle in T_d and ∂E runs from the south to the north of T_d , contradicting the fact that E is not type (1). The middle case is shown in Figure 36(b). Note it results in an EPD bounding a bigon, so it is not complex. \square

Proposition 4.6. *Let K be a $+-+--$ link with reduced, admissible diagram $D(K)$. Then $\|E_c\| \leq 1$, where $\|E_c\|$ is the number of complex EPDs required to span P_A .*

Proof. Again to obtain the desired result, we need to show that if E and E' are two complex EPDs in P_A , then E' is equivalent under parabolic compression to a subset of $E \cup E_s$.

In Lemmas 4.4 and 4.5, we found all possible complex EPDs in P_A . These are all type (1), and appear in Figures 25(b), 28(c), and 32(b), which we reproduce in Figure 37 for convenience, calling the EPDs E_1 , E_2 , and E_3 . We compare the complex EPDs pairwise.

Consider first the pair E_1 and E_2 . Both run over the same segments of T_a and T_b . In T_c , E_1 runs over the northernmost segment while E_2 runs over a different, parallel segment. However, both then run to the northernmost segment of T_d , and then to the south of T_d , where they meet again. Thus these two EPDs differ only by a collection of bigons in T_c and possibly a collection of bigons in T_d . By Lemma 3.21, the two EPDs are equivalent under parabolic compression.

If E_1 and E_3 both appear in P_A , then note that the asterisks in both figures will be replaced by bigons, and again the two EPDs differ only by bigons. Finally, E_2 and E_3 also differ only by bigons (in fact, E_2 is a cyclic permutation of E_3). Lemma 3.21 implies the EPDs are equivalent under parabolic compression. \square

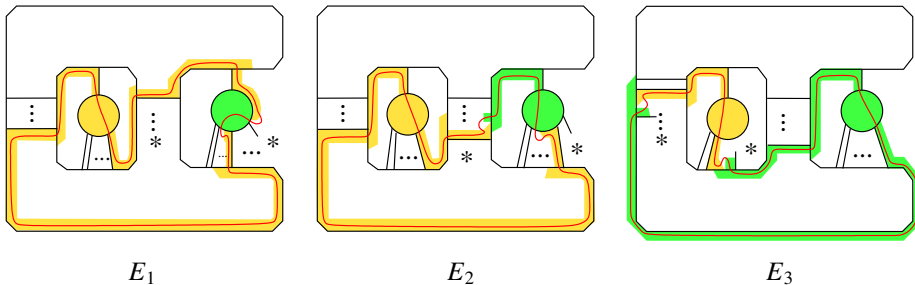


Figure 37. Complex EPDs in P_A for a $+-+--$ link.

5. Proofs of main results

To complete the proofs of the main theorems, we will use the following result.

Theorem 5.1 [Futer et al. 2013, Theorem 5.14]. *Let $D = D(K)$ be a prime A -adequate diagram of a hyperbolic link K . Then*

$$\text{vol}(S^3 \setminus K) \geq v_8(\chi_-(\mathbb{G}'_A) - \|E_c\|),$$

where $\chi_-(\cdot)$ is the negative Euler characteristic, \mathbb{G}'_A is the reduced A -state graph, and $\|E_c\|$ is the number of essential product disks required to span the upper polyhedron of the knot complement.

Proof of Theorem 1.1. Let K be a hyperbolic Montesinos link with reduced, admissible diagram. We will use Theorem 5.1 to bound $\text{vol}(S^3 \setminus K)$. The hypotheses of the theorem are that K is prime and that D is A -adequate. The diagram D is prime by Proposition 2.7. By Theorem 3.6, the diagram is either A - or B -adequate. If not A -adequate, then it must be B -adequate, and so the mirror image is A -adequate. Taking the mirror image does not change the volume of the knot complement, so we may assume that the diagram is A -adequate.

Now we may use Theorem 5.1. Notice that we obtain the desired volume bound if we show $\|E_c\| \leq 1$. We divide into several simple cases.

Case 1. Suppose K has either all positive or all negative tangles. Then the diagram is alternating, so $\|E_c\| = 0$ (see [Lackenby 2004]).

Case 2. Suppose K has three tangles, with slopes not all the same sign. If K is a $++-$ link, then by Proposition 4.3, $\|E_c\| \leq 1$, so the desired volume bound holds. If K is a $+-$ tangle, then apply that proposition to the mirror image. These are the only links in this case, up to cyclic permutation.

Case 3. Suppose K has four tangles, with slopes not all the same sign. Up to cyclic permutation, there are four ways the positive and negative tangles can be arranged:

- (1) $+-+-$: By Proposition 4.6, $\|E_c\| \leq 1$. Thus the desired volume bound holds.
- (2) $++--$: As explained in Remark 2.11, this link is equivalent to a link of type $+-+-$, and so $\|E_c\| \leq 1$.
- (3) $+++-$ or $+-+-$: By Theorem 3.22, $\|E_c\| = 0$ for such a link or its mirror image.

Case 4. Suppose K has five or more tangles. Then K must have at least three positive or at least three negative tangles. Thus Theorem 3.22 applies to K or its mirror image. \square

We now turn our attention to the proof of Theorem 1.2. This theorem generalizes [Futer et al. 2013, Theorem 9.12], which requires at least three positive and at least

three negative tangles. Much of the proof of that result goes through in the setting of fewer positive and negative tangles.

Lemma 5.2. *Let K be a Montesinos link that admits a reduced, admissible diagram D with at least two positive and at least two negative tangles. Let \mathbb{G}'_A and \mathbb{G}'_B be the reduced all- A and all- B graphs associated to D . Then*

$$-\chi(\mathbb{G}'_A) - \chi(\mathbb{G}'_B) \geq t(K) - Q_{1/2}(K) - 2,$$

where $Q_{1/2}(K)$ is the number of rational tangles whose slope has absolute value $|q| \in [\frac{1}{2}, 1)$.

Proof. We follow the proof of [Futer et al. 2013, Lemma 9.10]. Since D has at least two positive and at least two negative tangles, D is both A - and B -adequate. Let v_A be the number of vertices in \mathbb{G}_A , e_A the number of edges in \mathbb{G}_A , and e'_A the number of edges in \mathbb{G}'_A ; and similarly for v_B , e_B , and e'_B . Then we have $-\chi(\mathbb{G}_A) = v_A - e_A$ and $-\chi(\mathbb{G}'_A) = v_A - e'_A$, and likewise for $-\chi(\mathbb{G}_B)$ and $-\chi(\mathbb{G}'_B)$.

Now construct the Turaev surface T for D , as in [Dasbach et al. 2008, Section 4]. The diagram D will be alternating on T , and the graphs \mathbb{G}_A and \mathbb{G}_B embed in T as graphs of the alternating projection and are dual to one another, and so the number of regions in the complement of \mathbb{G}_A on T is equal to v_B . Because K is a cyclic sum of alternating tangles, T is a torus, just as in [Futer et al. 2013, Lemma 9.10]. Thus we have

$$v_A - e_A + v_B = \chi(T) = 0.$$

Now consider the number of edges of \mathbb{G}_A that are discarded when we pass to \mathbb{G}'_A . By [Futer et al. 2013, Lemma 8.14], edges may be lost in three ways:

- (1) If r is a twist region with $c(r) > 1$ crossings such that the A -resolution of r gives $c(r)$ parallel segments, then $c(r) - 1$ of these edges will be discarded when we pass to \mathbb{G}'_A .
- (2) If N_i is a negative tangle with slope $q \in (-1, -\frac{1}{2}]$, then one edge of \mathbb{G}_A will be lost from the 2-edge loop spanning N_i from north to south.
- (3) If there are exactly two positive tangles P_1 and P_2 , then one edge of \mathbb{G}_A will be lost from the 2-edge loop that runs across P_1 and P_2 from east to west.

The same holds for \mathbb{G}_B , with A and B switched and positive and negative tangles switched. Combining this information, we obtain

$$\begin{aligned} (e_A - e'_A) + (e_B - e'_B) &\leq \sum \{c(r) - 1\} + \#\{i : |q_i| \in [\frac{1}{2}, 1)\} + 2 \\ &= c(D) - t(D) + Q_{1/2}(D) + 2, \end{aligned}$$

where the sum is over all twist regions r .

Since the edges of \mathbb{G}_B are in one-to-one correspondence with the crossings of D , we have

$$\begin{aligned} -\chi(\mathbb{G}'_A) - \chi(\mathbb{G}'_B) &= e'_A + e'_B - v_A - v_B \\ &= (e'_A + e'_B - e_A - e_B) + e_B + (e_A - v_A - v_B) \\ &\geq (-c(D) + t(D) - Q_{1/2}(D) - 2) + c(D) + 0 \\ &= t(D) - Q_{1/2}(D) - 2. \end{aligned} \quad \square$$

Lemma 5.3. *Let D be a reduced, admissible Montesinos diagram with at least two positive tangles and at least two negative tangles. Then*

$$Q_{1/2} \leq \frac{1}{2}(t(D) + \#K),$$

where $\#K$ denotes the number of link components of K .

Proof. Again we follow the proof of [Futer et al. 2013, Lemma 9.11]. The number $Q_{1/2}(K)$ is equal to the number of tangles with slope q satisfying $|q| \in (\frac{1}{2}, 1)$ plus the number of tangles with slope q satisfying $|q| = \frac{1}{2}$.

A tangle R_i of slope $|q_i| \in (\frac{1}{2}, 1)$ has at least two twist regions, $t(R_i) \geq 2$. Thus $\frac{1}{2}t(R_i) \geq 1$ for such a tangle.

A tangle of slope $|q| = \frac{1}{2}$ has only one twist region. It can be replaced by a tangle of slope ∞ without changing the number of link components of the diagram, but such a replacement gives a diagram with a “break” in it. Thus if n is the number of tangles of slope $|q| = \frac{1}{2}$, then $n \leq \#K$. Hence we have

$$\begin{aligned} Q_{1/2}(D) &= \sum_{\{R_i \text{ tangle}: |q_i| \in (1/2, 1)\}} 1 + \sum_{\{R_j \text{ tangle}: |q_j| = 1/2\}} 1 \\ &\leq \sum_{\{R_i: |q_i| \in (1/2, 1)\}} \frac{1}{2}t(R_i) + \sum_{\{R_j: |q_j| = 1/2\}} \frac{1}{2}(t(R_j) + 1) \\ &\leq \frac{1}{2}(t(D) + \#K) \end{aligned} \quad \square$$

Proof of Theorem 1.2. If K admits a reduced, admissible diagram with at least two positive tangles, then by work of Bonahon and Siebenmann [2010], the complement of K must be hyperbolic, unless K is the $(2, -2, 2, -2)$ pretzel link (see also [Futer and Guéritaud 2009, Section 3.3]). We exclude this pretzel link.

For the lower bound in the theorem, by Lemmas 5.2 and 5.3, we have

$$-\chi(\mathbb{G}'_A) - \chi(\mathbb{G}'_B) \geq \frac{1}{2}(t(D) - \#K - 4).$$

By Theorem 3.7, S_A and S_B are both essential in $S^3 \setminus A$. Then a theorem of Agol, Storm, and Thurston [Agol et al. 2007, Theorem 9.1] applied to S_A and S_B

implies that

$$\text{vol}(S^3 \setminus K) \geq \frac{1}{2}v_8(\chi_{- \text{guts}}(S^3 \setminus S_A) + \chi_{- \text{guts}}(S^3 \setminus S_B)).$$

By [Futer et al. 2013, Theorem 5.14], $\text{guts}(S^3 \setminus S_A) = \chi_{-}(\mathbb{G}'_A) - \|E_c\|$; similarly for $\text{guts}(S^3 \setminus S_B)$. By Theorem 5.1, along with Propositions 4.3 and 4.6, we may assume that $\|E_c\| \leq 1$ (possibly after a mutation of the diagram in the $++--$ case), for both the A and B cases. Thus

$$\begin{aligned} \text{vol}(S^3 \setminus K) &\geq \frac{1}{2}v_8(\chi_{-}(\mathbb{G}'_A) + \chi_{-}(\mathbb{G}'_B)) - \frac{1}{2}v_8(\|E_c\|_A + \|E_c\|_B) \\ &\geq \frac{1}{4}v_8(t(D) - \#K - 4) - \frac{1}{2}v_8(2) \\ &\geq \frac{1}{4}v_8(t(D) - \#K - 8). \end{aligned}$$

As for the upper bound on volume, this goes straight through as in the proof of [Futer et al. 2013, Theorem 9.12] without change. That is, augment the Montesinos link by drilling out a link component B encircling two strands at the east of the tangle. The result is hyperbolic, and a belted sum of tangles as in [Adams 1985]. The estimates on volume follow. \square

References

- [Adams 1985] C. C. Adams, “Thrice-punctured spheres in hyperbolic 3-manifolds”, *Trans. Amer. Math. Soc.* **287**:2 (1985), 645–656. MR 86k:57008 Zbl 0527.57002
- [Agol et al. 2007] I. Agol, P. A. Storm, and W. P. Thurston, “Lower bounds on volumes of hyperbolic Haken 3-manifolds”, *J. Amer. Math. Soc.* **20**:4 (2007), 1053–1077. MR 2008i:53086 Zbl 1155.58016
- [Bonahon and Siebenmann 2010] F. Bonahon and L. Siebenmann, “New geometric splittings of classical knots, and the classification and symmetries of arborescent knots”, preprint, 2010, available at <http://www-bcf.usc.edu/~fbonahon/Research/Preprints/BonSieb.pdf>. To appear in *Geometry and Topology Monographs*.
- [Conway 1970] J. H. Conway, “An enumeration of knots and links, and some of their algebraic properties”, pp. 329–358 in *Computational problems in abstract algebra* (Oxford, 1967), edited by J. Leech, Pergamon, Oxford, 1970. MR 41 #2661 Zbl 0202.54703
- [Dasbach et al. 2008] O. T. Dasbach, D. Futer, E. Kalfagianni, X.-S. Lin, and N. W. Stoltzfus, “The Jones polynomial and graphs on surfaces”, *J. Combin. Theory Ser. B* **98**:2 (2008), 384–399. MR 2009d:57020 Zbl 1135.05015
- [Futer and Guéritaud 2009] D. Futer and F. Guéritaud, “Angled decompositions of arborescent link complements”, *Proc. London Math. Soc.* (3) **98**:2 (2009), 325–364. MR 2009m:57008 Zbl 1163.57003
- [Futer et al. 2013] D. Futer, E. Kalfagianni, and J. S. Purcell, *Guts of surfaces and the colored Jones polynomial*, Lecture Notes in Mathematics **2069**, Springer, Heidelberg, 2013. MR 3024600 Zbl 1270.57002
- [Futer et al. 2014] D. Futer, E. Kalfagianni, and J. S. Purcell, “Jones polynomials, volume and essential knot surfaces: a survey”, pp. 51–77 in *Knots in Poland, III, part I*, edited by J. H. Przytycki and P. Traczyk, Banach Center Publ. **100**, Polish Acad. Sci. Inst. Math., Warsaw, 2014. MR 3220475 Zbl 1285.57002

- [Lackenby 2004] M. Lackenby, “The volume of hyperbolic alternating link complements”, *Proc. London Math. Soc.* (3) **88**:1 (2004), 204–224. MR 2004i:57008 Zbl 1041.57002
- [Lickorish and Thistlethwaite 1988] W. B. R. Lickorish and M. B. Thistlethwaite, “Some links with nontrivial polynomials and their crossing-numbers”, *Comment. Math. Helv.* **63**:4 (1988), 527–539. MR 90a:57010 Zbl 0686.57002
- [Menasco 1984] W. Menasco, “Closed incompressible surfaces in alternating knot and link complements”, *Topology* **23**:1 (1984), 37–44. MR 86b:57004 Zbl 0525.57003
- [Mostow 1968] G. D. Mostow, “Quasi-conformal mappings in n -space and the rigidity of hyperbolic space forms”, *Inst. Hautes Études Sci. Publ. Math.* **34** (1968), 53–104. MR 38 #4679 Zbl 0189.09402
- [Murasugi 1996] K. Murasugi, *Knot theory and its applications*, Birkhäuser, Boston, 1996. MR 97g:57011 Zbl 0864.57001
- [Ozawa 2011] M. Ozawa, “Essential state surfaces for knots and links”, *J. Aust. Math. Soc.* **91**:3 (2011), 391–404. MR 2900614 Zbl 1241.57012
- [Prasad 1973] G. Prasad, “Strong rigidity of \mathbb{Q} -rank 1 lattices”, *Invent. Math.* **21** (1973), 255–286. MR 52 #5875 Zbl 0264.22009
- [Thurston 1982] W. P. Thurston, “Three-dimensional manifolds, Kleinian groups and hyperbolic geometry”, *Bull. Amer. Math. Soc. (N.S.)* **6**:3 (1982), 357–381. MR 83h:57019 Zbl 0496.57005

Received March 9, 2015. Revised September 23, 2015.

KATHLEEN FINLINSON
DEPARTMENT OF APPLIED MATHEMATICS
UNIVERSITY OF COLORADO BOULDER
526 UCB
BOULDER, CO 80309-0526
UNITED STATES
kathleen.finlinson@colorado.edu

JESSICA S. PURCELL
DEPARTMENT OF MATHEMATICS
BRIGHAM YOUNG UNIVERSITY
292 TMCB
PROVO, UT 84602-6539
UNITED STATES

and

SCHOOL OF MATHEMATICAL SCIENCES
MONASH UNIVERSITY
9 RAINFOREST WALK, ROOM 401
MONASH UNIVERSITY, VIC 3800
AUSTRALIA
jessica.purcell@monash.edu

PACIFIC JOURNAL OF MATHEMATICS

msp.org/pjm

Founded in 1951 by E. F. Beckenbach (1906–1982) and F. Wolf (1904–1989)

EDITORS

Don Blasius (Managing Editor)
Department of Mathematics
University of California
Los Angeles, CA 90095-1555
blasius@math.ucla.edu

Paul Balmer
Department of Mathematics
University of California
Los Angeles, CA 90095-1555
balmer@math.ucla.edu

Robert Finn
Department of Mathematics
Stanford University
Stanford, CA 94305-2125
finn@math.stanford.edu

Sorin Popa
Department of Mathematics
University of California
Los Angeles, CA 90095-1555
popa@math.ucla.edu

Vyjayanthi Chari
Department of Mathematics
University of California
Riverside, CA 92521-0135
chari@math.ucr.edu

Kefeng Liu
Department of Mathematics
University of California
Los Angeles, CA 90095-1555
liu@math.ucla.edu

Jie Qing
Department of Mathematics
University of California
Santa Cruz, CA 95064
qing@cats.ucsc.edu

Daryl Cooper
Department of Mathematics
University of California
Santa Barbara, CA 93106-3080
cooper@math.ucsb.edu

Jiang-Hua Lu
Department of Mathematics
The University of Hong Kong
Pokfulam Rd., Hong Kong
jhlu@maths.hku.hk

Paul Yang
Department of Mathematics
Princeton University
Princeton NJ 08544-1000
yang@math.princeton.edu

PRODUCTION

Silvio Levy, Scientific Editor, production@msp.org

SUPPORTING INSTITUTIONS

ACADEMIA SINICA, TAIPEI
CALIFORNIA INST. OF TECHNOLOGY
INST. DE MATEMÁTICA PURA E APLICADA
KEIO UNIVERSITY
MATH. SCIENCES RESEARCH INSTITUTE
NEW MEXICO STATE UNIV.
OREGON STATE UNIV.

STANFORD UNIVERSITY
UNIV. OF BRITISH COLUMBIA
UNIV. OF CALIFORNIA, BERKELEY
UNIV. OF CALIFORNIA, DAVIS
UNIV. OF CALIFORNIA, LOS ANGELES
UNIV. OF CALIFORNIA, RIVERSIDE
UNIV. OF CALIFORNIA, SAN DIEGO
UNIV. OF CALIF., SANTA BARBARA

UNIV. OF CALIF., SANTA CRUZ
UNIV. OF MONTANA
UNIV. OF OREGON
UNIV. OF SOUTHERN CALIFORNIA
UNIV. OF UTAH
UNIV. OF WASHINGTON
WASHINGTON STATE UNIVERSITY

These supporting institutions contribute to the cost of publication of this Journal, but they are not owners or publishers and have no responsibility for its contents or policies.


See inside back cover or msp.org/pjm for submission instructions.

The subscription price for 2016 is US \$440/year for the electronic version, and \$600/year for print and electronic. Subscriptions, requests for back issues and changes of subscribers address should be sent to Pacific Journal of Mathematics, P.O. Box 4163, Berkeley, CA 94704-0163, U.S.A. The Pacific Journal of Mathematics is indexed by Mathematical Reviews, Zentralblatt MATH, PASCAL CNRS Index, Referativnyi Zhurnal, Current Mathematical Publications and Web of Knowledge (Science Citation Index).

The Pacific Journal of Mathematics (ISSN 0030-8730) at the University of California, c/o Department of Mathematics, 798 Evans Hall #3840, Berkeley, CA 94720-3840, is published twelve times a year. Periodical rate postage paid at Berkeley, CA 94704, and additional mailing offices. POSTMASTER: send address changes to Pacific Journal of Mathematics, P.O. Box 4163, Berkeley, CA 94704-0163.

PJM peer review and production are managed by EditFlow® from Mathematical Sciences Publishers.

PUBLISHED BY

 **mathematical sciences publishers**
nonprofit scientific publishing

<http://msp.org/>

© 2016 Mathematical Sciences Publishers

PACIFIC JOURNAL OF MATHEMATICS

Volume 282 No. 1 May 2016

On the half-space theorem for minimal surfaces in Heisenberg space	1
TRISTAN ALEX	
Extending smooth cyclic group actions on the Poincaré homology sphere	9
NIMA ANVARI	
A short proof of the existence of supercuspidal representations for all reductive p -adic groups	27
RAPHAËL BEUZART-PLESSIS	
Quantum groups and generalized circular elements	35
MICHAEL BRANNAN and KAY KIRKPATRICK	
Volumes of Montesinos links	63
KATHLEEN FINLINSON and JESSICA S. PURCELL	
Minimal surfaces with two ends which have the least total absolute curvature	107
SHOICHI FUJIMORI and TOSHIHIRO SHODA	
Multiplicité du spectre de Steklov sur les surfaces et nombre chromatique	145
PIERRE JAMMES	
E -polynomial of the $SL(3, \mathbb{C})$ -character variety of free groups	173
SEAN LAWTON and VICENTE MUÑOZ	
The Blum–Hanson property for $\mathcal{C}(K)$ spaces	203
PASCAL LEFÈVRE and ÉTIENNE MATHERON	
Crossed product algebras and direct integral decomposition for Lie supergroups	213
KARL-HERMANN NEEB and HADI SALMASIAN	
Associated primes of local cohomology modules over regular rings	233
TONY J. PUTHENPURAKAL	



0030-8730(2016)282:1;1-4